

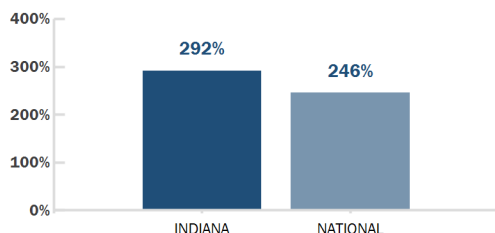


INDIANA STATE HOUSE DISTRICT 1

Hospital Name	Type*	CMS Overall Hospital Quality Star Ratings (October 2022)*	RAND Total Facility Plus Physician Relative Price (%) (2018 - 2020)**
Pinnacle Hospital	Physician	N/A	368%
Franciscan Health Munster	Non-Profit	2	291%
Community Hospital	Non-Profit	2	257%
St. Mary Medical Center	Non-Profit	3	235%
Franciscan Health Crown Point	Non-Profit	3	229%
Franciscan Health Dyer	Non-Profit	1	222%
St. Catherine Hospital	Non-Profit	5	201%
Methodist Hospitals	Non-Profit	3	194%
Franciscan Health Hammond	Non-Profit	1	178%

Indiana Ranks **7th HIGHEST** in RAND Total Facility Plus Physician Relative Price

National vs. Indiana RAND Total Facility Plus Physician Relative Price (%) (2020)



DEFINITIONS:

CMS Overall Hospital Quality Star Rating - The Center for Medicare and Medicaid Services Overall Hospital Quality Star Rating summarizes a variety of measures across 5 areas of quality into a single star rating from 1-5 for each hospital. Measure groups include mortality, safety of care, readmission, patient experience, and timely and effective care. A higher score indicates better quality.

Total Facility Plus Physician Relative Price - Payment made by employees/employers via their insurance company to hospital facilities for inpatient and outpatient services. This is represented as a Percent of Medicare, meaning it compares what employees/employers paid to what Medicare would have paid for the exact same service to the same hospital in the same year. This does include physician payment, referred to as a professional fee.

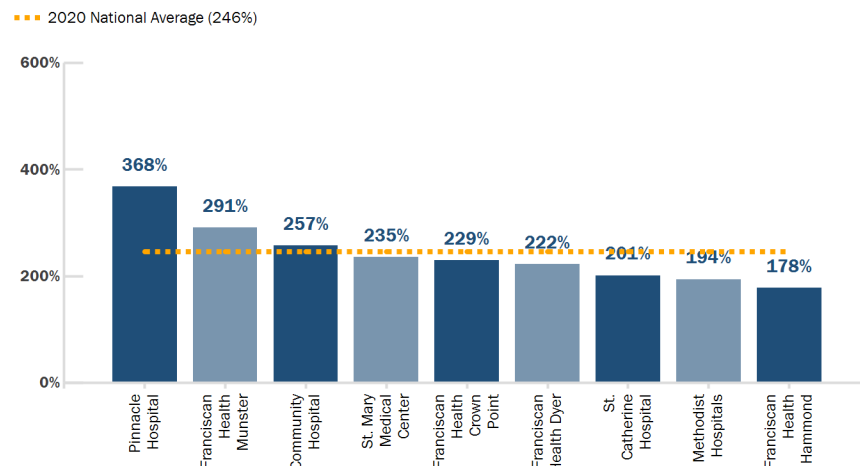
Sources:

* CMS Overall Hospital Quality Star Rating: Released October 2022: <https://data.cms.gov/provider-data/dataset/xubh-q36u>

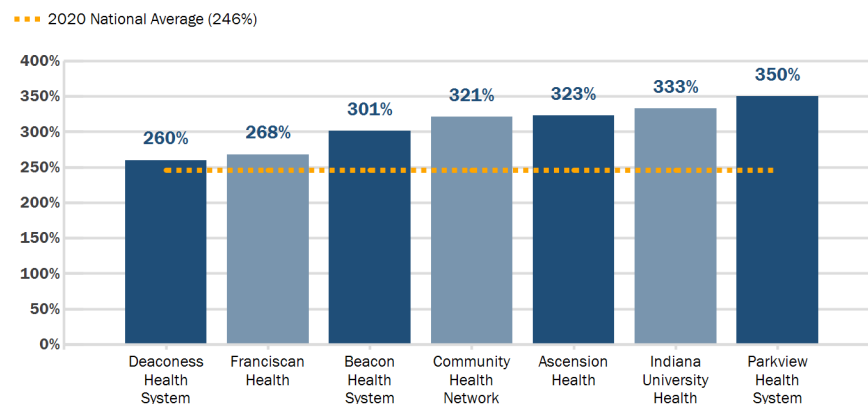
** RAND 4.0 Hospital Price Transparency Study, Published May 2022, updated July 1, 2022: <https://employerptp.org/rand/4-0/>
Of note: Critical Access Hospitals are not shown in graphs because Medicare has a separate and unique payment schedule for them.

Indiana University Health reports under one CCN (150056) for Indiana University Health University Hospital, Indiana University Health Saxony Hospital, Indiana Health Methodist Hospital, and Riley Hospital for Children: https://www.ahd.com/free_profile/150056/IU_Health_Methodist_University/Indianapolis/Indiana/.

RAND Total Facility Plus Physician Relative Price (%) (2018 - 2020)



Indiana Health Systems - RAND Total Facility Plus Physician Relative Price (%) (2020)



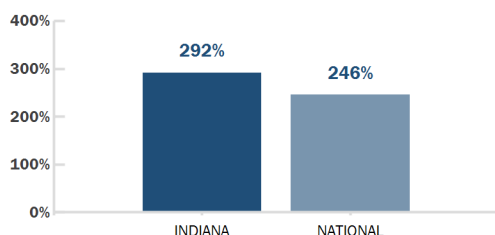


INDIANA STATE HOUSE DISTRICT 2

Hospital Name	Type*	CMS Overall Hospital Quality Star Ratings (October 2022)*	RAND Total Facility Plus Physician Relative Price (%) (2018 - 2020)**
Pinnacle Hospital	Physician	N/A	368%
Franciscan Health Munster	Non-Profit	2	291%
Community Hospital	Non-Profit	2	257%
St. Mary Medical Center	Non-Profit	3	235%
Franciscan Health Crown Point	Non-Profit	3	229%
Franciscan Health Dyer	Non-Profit	1	222%
St. Catherine Hospital	Non-Profit	5	201%
Methodist Hospitals	Non-Profit	3	194%
Franciscan Health Hammond	Non-Profit	1	178%

Indiana Ranks **7th HIGHEST** in RAND Total Facility Plus Physician Relative Price

National vs. Indiana RAND Total Facility Plus Physician Relative Price (%) (2020)



DEFINITIONS:

CMS Overall Hospital Quality Star Rating - The Center for Medicare and Medicaid Services Overall Hospital Quality Star Rating summarizes a variety of measures across 5 areas of quality into a single star rating from 1-5 for each hospital. Measure groups include mortality, safety of care, readmission, patient experience, and timely and effective care. A higher score indicates better quality.

Total Facility Plus Physician Relative Price - Payment made by employees/employers via their insurance company to hospital facilities for inpatient and outpatient services. This is represented as a Percent of Medicare, meaning it compares what employees/employers paid to what Medicare would have paid for the exact same service to the same hospital in the same year. This does include physician payment, referred to as a professional fee.

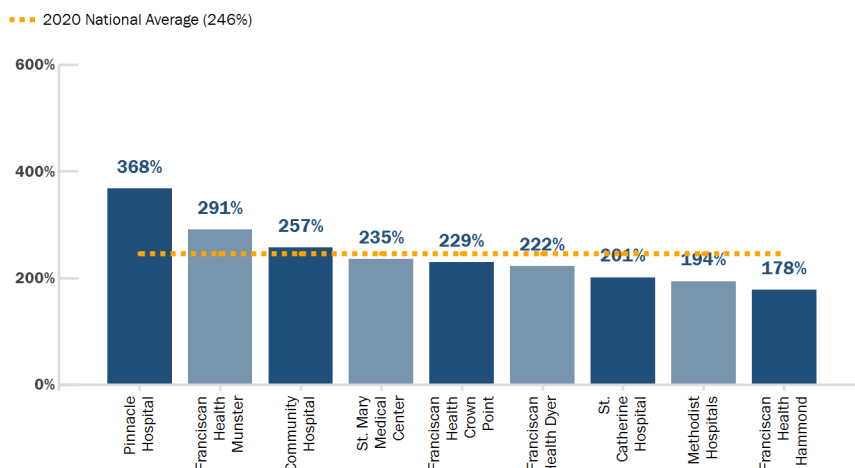
Sources:

* CMS Overall Hospital Quality Star Rating: Released October 2022: <https://data.cms.gov/provider-data/dataset/xubh-q36u>

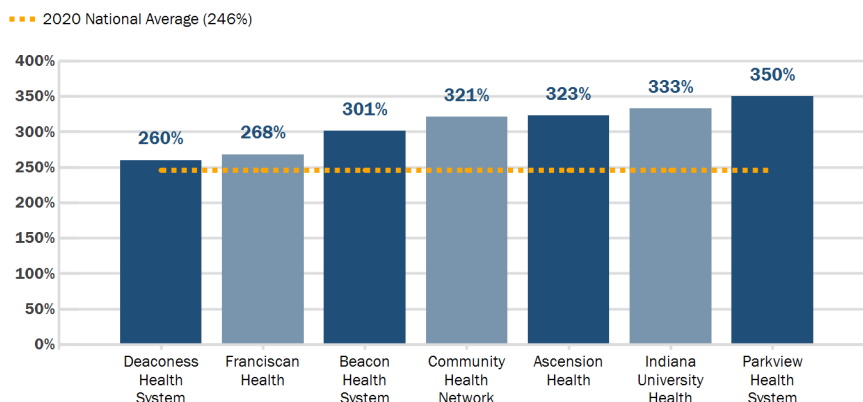
** RAND 4.0 Hospital Price Transparency Study, Published May 2022, updated July 1, 2022: <https://employerptp.org/rand/4-0/>
Of note: Critical Access Hospitals are not shown in graphs because Medicare has a separate and unique payment schedule for them.

Indiana University Health reports under one CCN (150056) for Indiana University Health University Hospital, Indiana University Health Saxony Hospital, Indiana Health Methodist Hospital, and Riley Hospital for Children: https://www.ahd.com/free_profile/150056/IU_Health_Methodist_University/Indianapolis/Indiana/.

RAND Total Facility Plus Physician Relative Price (%) (2018 - 2020)



Indiana Health Systems - RAND Total Facility Plus Physician Relative Price (%) (2020)



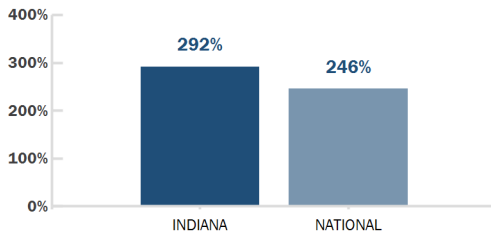


INDIANA STATE HOUSE DISTRICT 3

Hospital Name	Type*	CMS Overall Hospital Quality Star Ratings (October 2022)*	RAND Total Facility Plus Physician Relative Price (%) (2018 - 2020)**
Pinnacle Hospital	Physician	N/A	368%
Franciscan Health Munster	Non-Profit	2	291%
Community Hospital	Non-Profit	2	257%
St. Mary Medical Center	Non-Profit	3	235%
Franciscan Health Crown Point	Non-Profit	3	229%
Franciscan Health Dyer	Non-Profit	1	222%
St. Catherine Hospital	Non-Profit	5	201%
Methodist Hospitals	Non-Profit	3	194%
Franciscan Health Hammond	Non-Profit	1	178%

Indiana Ranks **7th HIGHEST** in RAND Total Facility Plus Physician Relative Price

National vs. Indiana RAND Total Facility Plus Physician Relative Price (%) (2020)



DEFINITIONS:

CMS Overall Hospital Quality Star Rating - The Center for Medicare and Medicaid Services Overall Hospital Quality Star Rating summarizes a variety of measures across 5 areas of quality into a single star rating from 1-5 for each hospital. Measure groups include mortality, safety of care, readmission, patient experience, and timely and effective care. A higher score indicates better quality.

Total Facility Plus Physician Relative Price - Payment made by employees/employers via their insurance company to hospital facilities for inpatient and outpatient services. This is represented as a Percent of Medicare, meaning it compares what employees/employers paid to what Medicare would have paid for the exact same service to the same hospital in the same year. This does include physician payment, referred to as a professional fee.

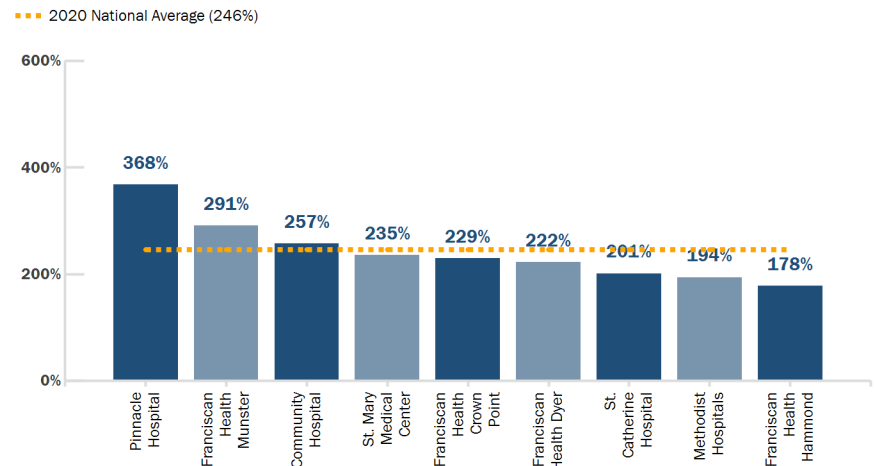
Sources:

* CMS Overall Hospital Quality Star Rating: Released October 2022: <https://data.cms.gov/provider-data/dataset/xubh-q36u>

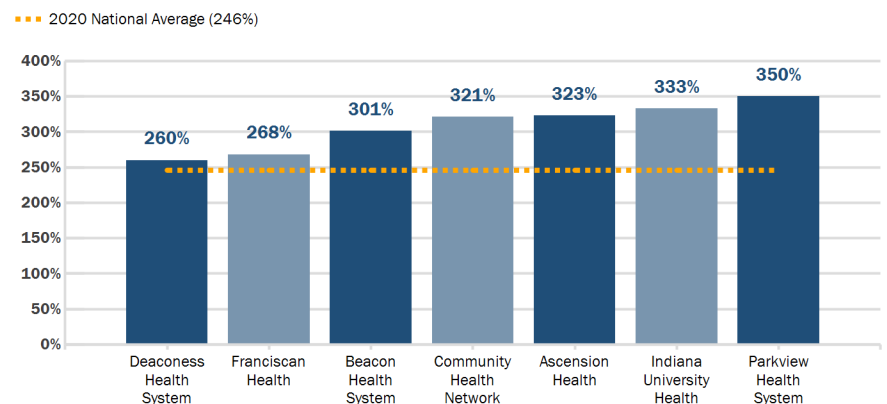
** RAND 4.0 Hospital Price Transparency Study, Published May 2022, updated July 1, 2022: <https://employerptp.org/rand/4-0/>
Of note: Critical Access Hospitals are not shown in graphs because Medicare has a separate and unique payment schedule for them.

Indiana University Health reports under one CCN (150056) for Indiana University Health University Hospital, Indiana University Health Saxony Hospital, Indiana Health Methodist Hospital, and Riley Hospital for Children: https://www.ahd.com/free_profile/150056/IU_Health_Methodist_University/Indianapolis/Indiana/.

RAND Total Facility Plus Physician Relative Price (%) (2018 - 2020)



Indiana Health Systems - RAND Total Facility Plus Physician Relative Price (%) (2020)





INDIANA STATE HOUSE DISTRICT 4

Hospital Name

Type*

CMS Overall Hospital
Quality Star Ratings
(October 2022)*

RAND Total Facility Plus
Physician Relative Price (%)
(2018 – 2020)**

Northwest Health - Porter

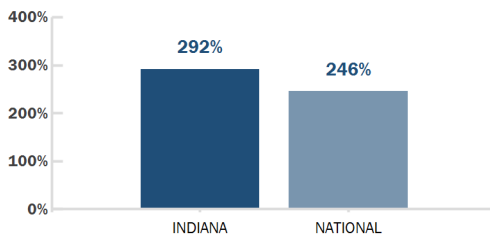
For-Profit

2

199%

Indiana Ranks **7th HIGHEST** in RAND Total Facility Plus Physician Relative Price

National vs. Indiana RAND Total Facility Plus
Physician Relative Price (%) (2020)



DEFINITIONS:

CMS Overall Hospital Quality Star Rating - The Center for Medicare and Medicaid Services Overall Hospital Quality Star Rating summarizes a variety of measures across 5 areas of quality into a single star rating from 1-5 for each hospital. Measure groups include mortality, safety of care, readmission, patient experience, and timely and effective care. A higher score indicates better quality.

Total Facility Plus Physician Relative Price - Payment made by employees/employers via their insurance company to hospital facilities for inpatient and outpatient services. This is represented as a Percent of Medicare, meaning it compares what employees/employers paid to what Medicare would have paid for the exact same service to the same hospital in the same year. This does include physician payment, referred to as a professional fee.

Sources:

* CMS Overall Hospital Quality Star Rating: Released October 2022: <https://data.cms.gov/provider-data/dataset/xubh-q36u>

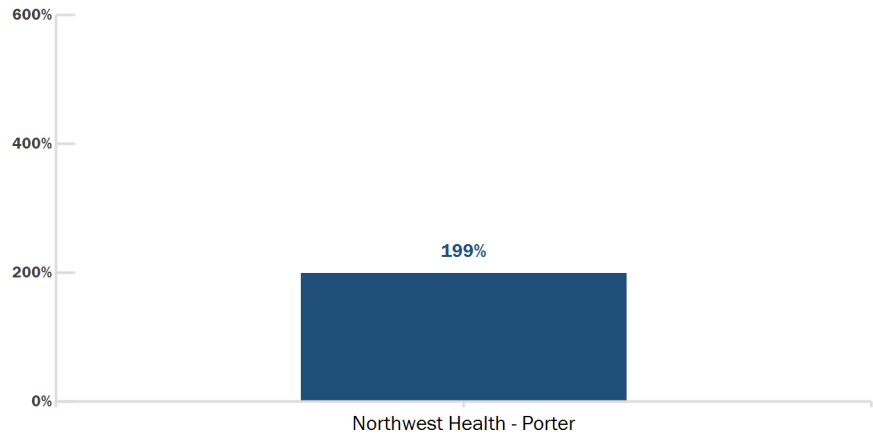
** RAND 4.0 Hospital Price Transparency Study, Published May 2022, updated July 1, 2022: <https://employerptp.org/rand/4-0/>

Of note: Critical Access Hospitals are not shown in graphs because Medicare has a separate and unique payment schedule for them.

Indiana University Health reports under one CCN (150056) for Indiana University Health University Hospital, Indiana University Health Saxony Hospital, Indiana Health Methodist Hospital, and Riley Hospital for Children: https://www.ahd.com/free_profile/150056/IU_Health_Methodist_University/Indianapolis/Indiana/.

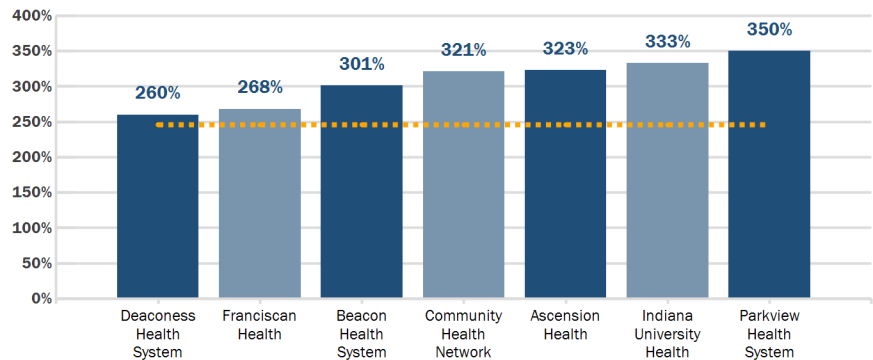
RAND Total Facility Plus Physician Relative Price (%) (2018 - 2020)

--- 2020 National Average (246%)



Indiana Health Systems - RAND Total Facility Plus Physician Relative Price (%) (2020)

--- 2020 National Average (246%)



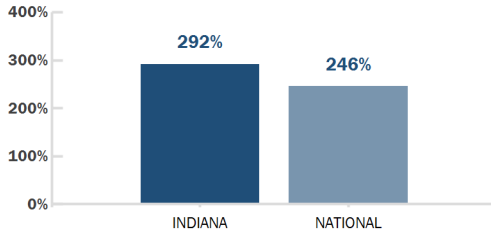


INDIANA STATE HOUSE DISTRICT 5

Hospital Name	Type*	CMS Overall Hospital Quality Star Ratings (October 2022)*	RAND Total Facility Plus Physician Relative Price (%) (2018 - 2020)**
Memorial Hospital of South Bend	Non-Profit	2	292%
St. Joseph Regional Medical Center	Non-Profit	4	265%
Unity Physicians Hospital	Physician	N/A	N/A

Indiana Ranks **7th HIGHEST** in RAND Total Facility Plus Physician Relative Price

National vs. Indiana RAND Total Facility Plus Physician Relative Price (%) (2020)



DEFINITIONS:

CMS Overall Hospital Quality Star Rating - The Center for Medicare and Medicaid Services Overall Hospital Quality Star Rating summarizes a variety of measures across 5 areas of quality into a single star rating from 1-5 for each hospital. Measure groups include mortality, safety of care, readmission, patient experience, and timely and effective care. A higher score indicates better quality.

Total Facility Plus Physician Relative Price - Payment made by employees/employers via their insurance company to hospital facilities for inpatient and outpatient services. This is represented as a Percent of Medicare, meaning it compares what employees/employers paid to what Medicare would have paid for the exact same service to the same hospital in the same year. This does include physician payment, referred to as a professional fee.

Sources:

* CMS Overall Hospital Quality Star Rating: Released October 2022:

<https://data.cms.gov/provider-data/dataset/xubh-q36u>

** RAND 4.0 Hospital Price Transparency Study, Published May 2022,

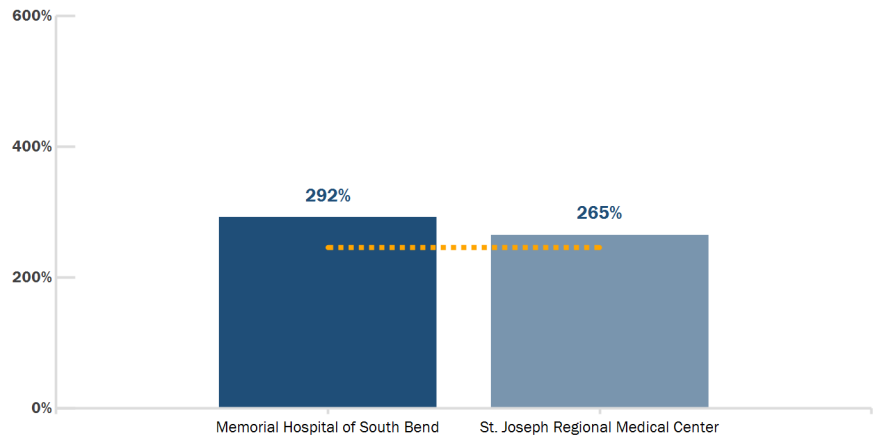
updated July 1, 2022: <https://employerptp.org/rand/4-0/>

Of note: Critical Access Hospitals are not shown in graphs because Medicare has a separate and unique payment schedule for them.

Indiana University Health reports under one CCN (150056) for Indiana University Health University Hospital, Indiana University Health Saxony Hospital, Indiana Health Methodist Hospital, and Riley Hospital for Children: https://www.ahd.com/free_profile/150056/IU_Health_Methodist_University/Indianapolis/Indiana/.

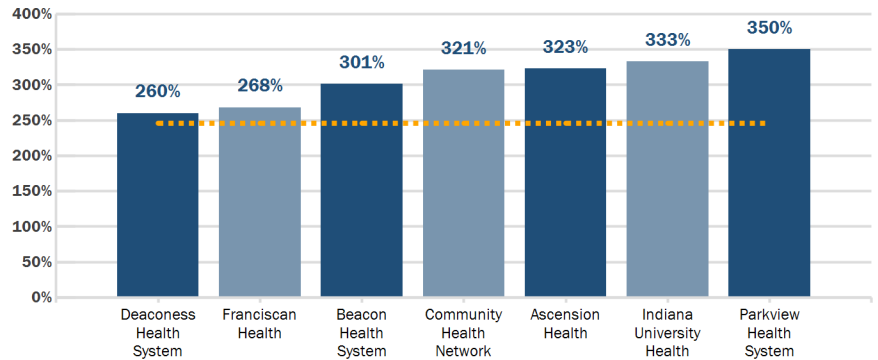
RAND Total Facility Plus Physician Relative Price (%) (2018 - 2020)

--- 2020 National Average (246%)



Indiana Health Systems - RAND Total Facility Plus Physician Relative Price (%) (2020)

--- 2020 National Average (246%)



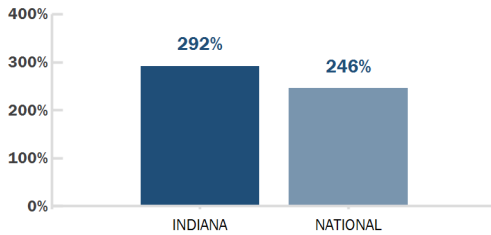


INDIANA STATE HOUSE DISTRICT 6

Hospital Name	Type*	CMS Overall Hospital Quality Star Ratings (October 2022)*	RAND Total Facility Plus Physician Relative Price (%) (2018 - 2020)**
Memorial Hospital of South Bend	Non-Profit	2	292%
St. Joseph Regional Medical Center	Non-Profit	4	265%
Unity Physicians Hospital	Physician	N/A	N/A

Indiana Ranks **7th HIGHEST** in RAND Total Facility Plus Physician Relative Price

National vs. Indiana RAND Total Facility Plus Physician Relative Price (%) (2020)



DEFINITIONS:

CMS Overall Hospital Quality Star Rating - The Center for Medicare and Medicaid Services Overall Hospital Quality Star Rating summarizes a variety of measures across 5 areas of quality into a single star rating from 1-5 for each hospital. Measure groups include mortality, safety of care, readmission, patient experience, and timely and effective care. A higher score indicates better quality.

Total Facility Plus Physician Relative Price - Payment made by employees/employers via their insurance company to hospital facilities for inpatient and outpatient services. This is represented as a Percent of Medicare, meaning it compares what employees/employers paid to what Medicare would have paid for the exact same service to the same hospital in the same year. This does include physician payment, referred to as a professional fee.

Sources:

* CMS Overall Hospital Quality Star Rating: Released October 2022:

<https://data.cms.gov/provider-data/dataset/xubh-q36u>

** RAND 4.0 Hospital Price Transparency Study, Published May 2022,

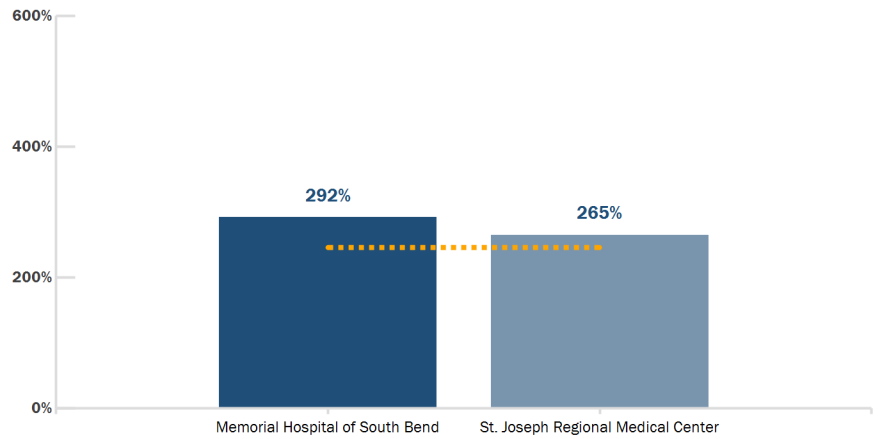
updated July 1, 2022: <https://employerptp.org/rand/4-0/>

Of note: Critical Access Hospitals are not shown in graphs because Medicare has a separate and unique payment schedule for them.

Indiana University Health reports under one CCN (150056) for Indiana University Health University Hospital, Indiana University Health Saxony Hospital, Indiana Health Methodist Hospital, and Riley Hospital for Children: https://www.ahd.com/free_profile/150056/IU_Health_Methodist_University/Indianapolis/Indiana/.

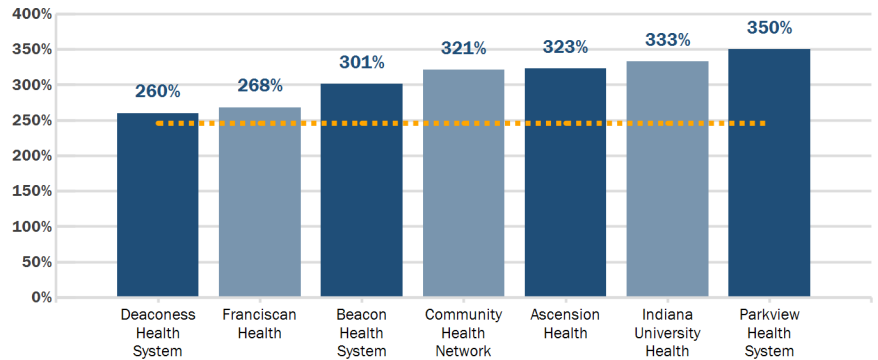
RAND Total Facility Plus Physician Relative Price (%) (2018 - 2020)

--- 2020 National Average (246%)



Indiana Health Systems - RAND Total Facility Plus Physician Relative Price (%) (2020)

--- 2020 National Average (246%)



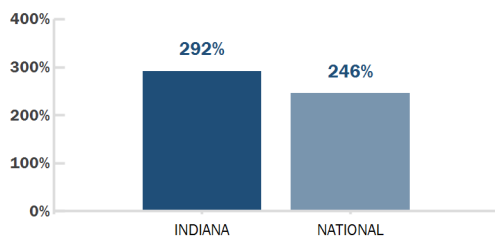


INDIANA STATE HOUSE DISTRICT 7

Hospital Name	Type*	CMS Overall Hospital Quality Star Ratings (October 2022)*	RAND Total Facility Plus Physician Relative Price (%) (2018 - 2020)**
Memorial Hospital of South Bend	Non-Profit	2	292%
St. Joseph Regional Medical Center	Non-Profit	4	265%
Unity Physicians Hospital	Physician	N/A	N/A

Indiana Ranks **7th HIGHEST** in RAND Total Facility Plus Physician Relative Price

National vs. Indiana RAND Total Facility Plus Physician Relative Price (%) (2020)



DEFINITIONS:

CMS Overall Hospital Quality Star Rating - The Center for Medicare and Medicaid Services Overall Hospital Quality Star Rating summarizes a variety of measures across 5 areas of quality into a single star rating from 1-5 for each hospital. Measure groups include mortality, safety of care, readmission, patient experience, and timely and effective care. A higher score indicates better quality.

Total Facility Plus Physician Relative Price - Payment made by employees/employers via their insurance company to hospital facilities for inpatient and outpatient services. This is represented as a Percent of Medicare, meaning it compares what employees/employers paid to what Medicare would have paid for the exact same service to the same hospital in the same year. This does include physician payment, referred to as a professional fee.

Sources:

* CMS Overall Hospital Quality Star Rating: Released October 2022:

<https://data.cms.gov/provider-data/dataset/xubh-q36u>

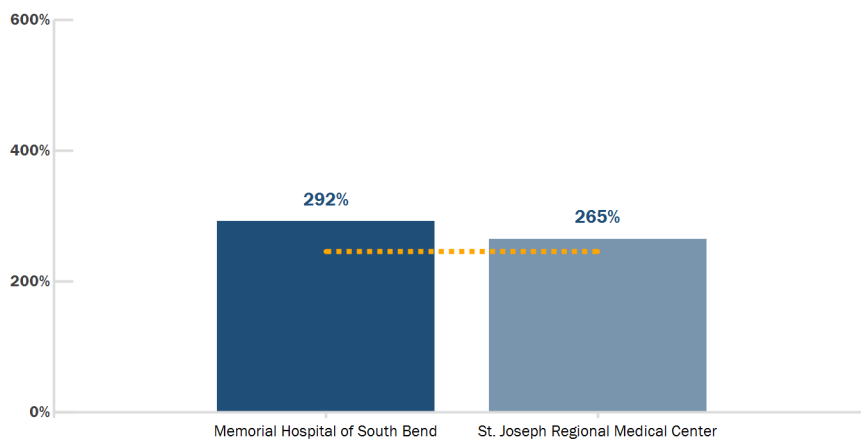
** RAND 4.0 Hospital Price Transparency Study, Published May 2022, updated July 1, 2022: <https://employerptp.org/rand/4-0/>

Of note: Critical Access Hospitals are not shown in graphs because Medicare has a separate and unique payment schedule for them.

Indiana University Health reports under one CCN (150056) for Indiana University Health University Hospital, Indiana University Health Saxony Hospital, Indiana Health Methodist Hospital, and Riley Hospital for Children: https://www.ahd.com/free_profile/150056/IU_Health_Methodist_University/Indianapolis/Indiana/.

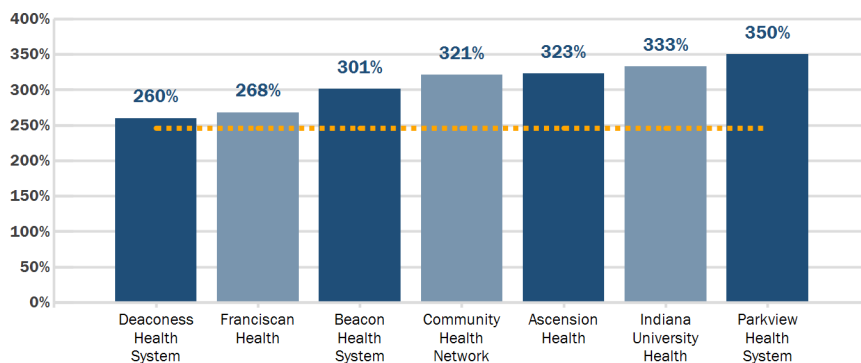
RAND Total Facility Plus Physician Relative Price (%) (2018 - 2020)

--- 2020 National Average (246%)



Indiana Health Systems - RAND Total Facility Plus Physician Relative Price (%) (2020)

--- 2020 National Average (246%)



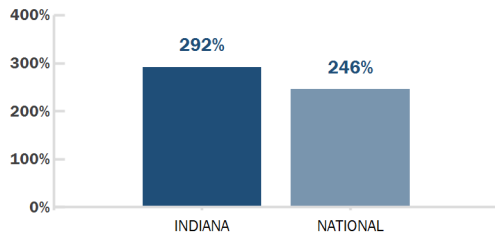


INDIANA STATE HOUSE DISTRICT 8

Hospital Name	Type*	CMS Overall Hospital Quality Star Ratings (October 2022)*	RAND Total Facility Plus Physician Relative Price (%) (2018 - 2020)**
Northwest Health - La Porte	Non-Profit	2	445%
Memorial Hospital of South Bend	Non-Profit	2	292%
St. Joseph Regional Medical Center	Non-Profit	4	265%
Franciscan Health Michigan City	Non-Profit	2	250%
Unity Physicians Hospital	Physician	N/A	N/A

Indiana Ranks **7th HIGHEST** in RAND Total Facility Plus Physician Relative Price

National vs. Indiana RAND Total Facility Plus Physician Relative Price (%) (2020)



DEFINITIONS:

CMS Overall Hospital Quality Star Rating - The Center for Medicare and Medicaid Services Overall Hospital Quality Star Rating summarizes a variety of measures across 5 areas of quality into a single star rating from 1-5 for each hospital. Measure groups include mortality, safety of care, readmission, patient experience, and timely and effective care. A higher score indicates better quality.

Total Facility Plus Physician Relative Price - Payment made by employees/employers via their insurance company to hospital facilities for inpatient and outpatient services. This is represented as a Percent of Medicare, meaning it compares what employees/employers paid to what Medicare would have paid for the exact same service to the same hospital in the same year. This does include physician payment, referred to as a professional fee.

Sources:

* CMS Overall Hospital Quality Star Rating: Released October 2022: <https://data.cms.gov/provider-data/dataset/xubh-q36u>

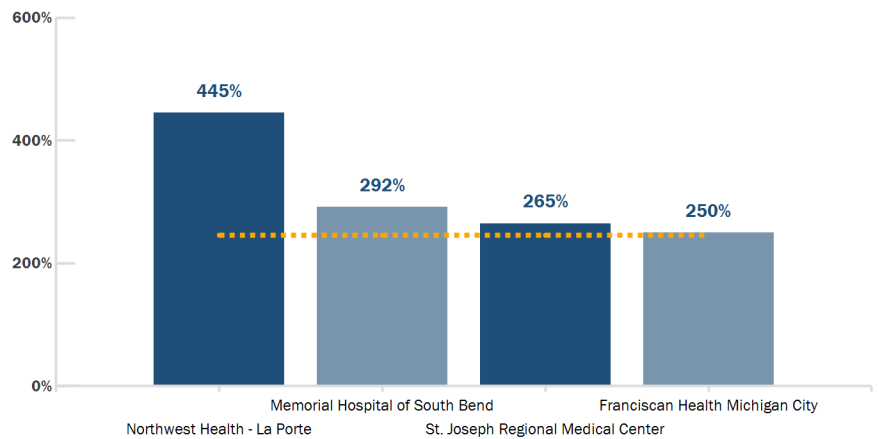
** RAND 4.0 Hospital Price Transparency Study, Published May 2022, updated July 1, 2022: <https://employerptp.org/rand/4-0/>

Of note: Critical Access Hospitals are not shown in graphs because Medicare has a separate and unique payment schedule for them.

Indiana University Health reports under one CCN (150056) for Indiana University Health University Hospital, Indiana University Health Saxony Hospital, Indiana Health Methodist Hospital, and Riley Hospital for Children: https://www.ahd.com/free_profile/150056/IU_Health_Methodist_University/Indianapolis/Indiana/

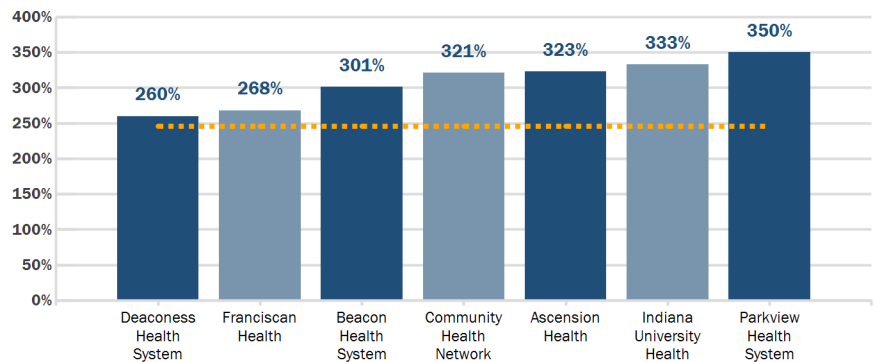
RAND Total Facility Plus Physician Relative Price (%) (2018 - 2020)

--- 2020 National Average (246%)



Indiana Health Systems - RAND Total Facility Plus Physician Relative Price (%) (2020)

--- 2020 National Average (246%)



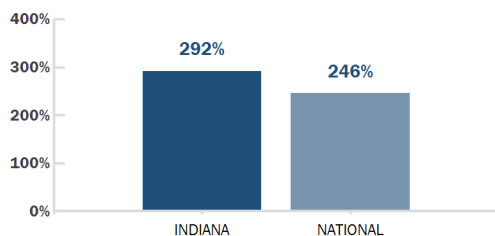


INDIANA STATE HOUSE DISTRICT 9

Hospital Name	Type*	CMS Overall Hospital Quality Star Ratings (October 2022)*	RAND Total Facility Plus Physician Relative Price (%) (2018 - 2020)**
Northwest Health - La Porte	Non-Profit	2	445%
Franciscan Health Michigan City	Non-Profit	2	250%
Northwest Health - Porter	For-Profit	2	199%

Indiana Ranks **7th HIGHEST** in RAND Total Facility Plus Physician Relative Price

National vs. Indiana RAND Total Facility Plus Physician Relative Price (%) (2020)



DEFINITIONS:

CMS Overall Hospital Quality Star Rating - The Center for Medicare and Medicaid Services Overall Hospital Quality Star Rating summarizes a variety of measures across 5 areas of quality into a single star rating from 1-5 for each hospital. Measure groups include mortality, safety of care, readmission, patient experience, and timely and effective care. A higher score indicates better quality.

Total Facility Plus Physician Relative Price - Payment made by employees/employers via their insurance company to hospital facilities for inpatient and outpatient services. This is represented as a Percent of Medicare, meaning it compares what employees/employers paid to what Medicare would have paid for the exact same service to the same hospital in the same year. This does include physician payment, referred to as a professional fee.

Sources:

* CMS Overall Hospital Quality Star Rating: Released October 2022:

<https://data.cms.gov/provider-data/dataset/xubh-q36u>

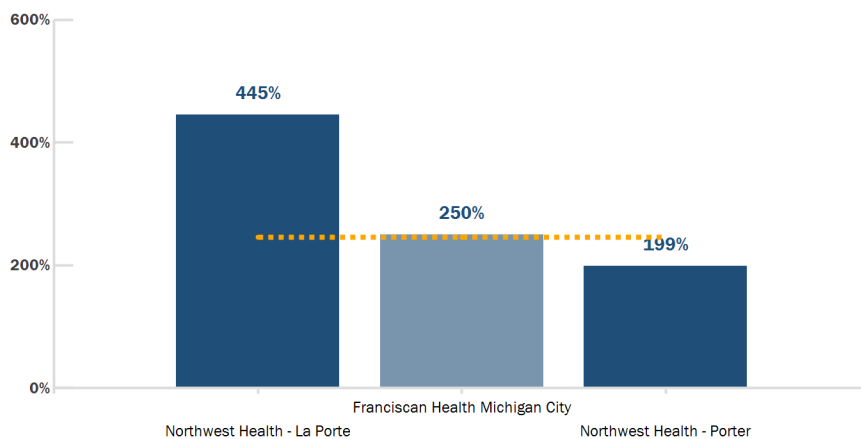
** RAND 4.0 Hospital Price Transparency Study, Published May 2022, updated July 1, 2022: <https://employerptp.org/rand/4-0/>

Of note: Critical Access Hospitals are not shown in graphs because Medicare has a separate and unique payment schedule for them.

Indiana University Health reports under one CCN (150056) for Indiana University Health University Hospital, Indiana University Health Saxony Hospital, Indiana Health Methodist Hospital, and Riley Hospital for Children: https://www.ahd.com/free_profile/150056/IU_Health_Methodist_University/Indianapolis/Indiana/.

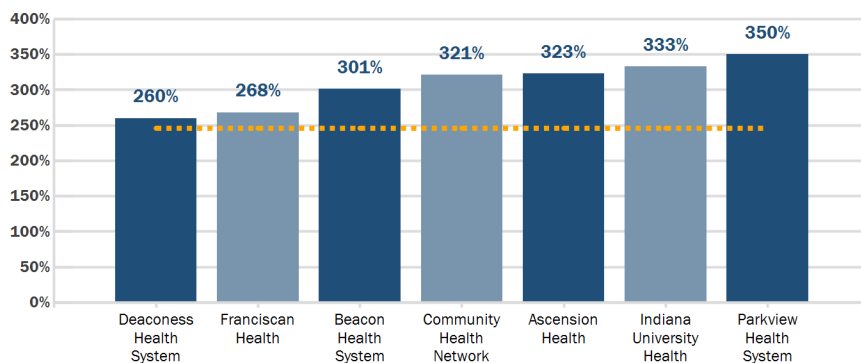
RAND Total Facility Plus Physician Relative Price (%) (2018 - 2020)

--- 2020 National Average (246%)



Indiana Health Systems - RAND Total Facility Plus Physician Relative Price (%) (2020)

--- 2020 National Average (246%)



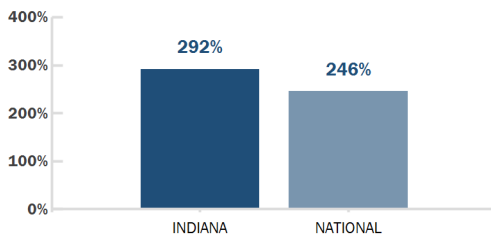


INDIANA STATE HOUSE DISTRICT 10

Hospital Name	Type*	CMS Overall Hospital Quality Star Ratings (October 2022)*	RAND Total Facility Plus Physician Relative Price (%) (2018 - 2020)**
Northwest Health - Porter	For-Profit	2	199%

Indiana Ranks **7th HIGHEST** in RAND Total Facility Plus Physician Relative Price

National vs. Indiana RAND Total Facility Plus Physician Relative Price (%) (2020)



DEFINITIONS:

CMS Overall Hospital Quality Star Rating - The Center for Medicare and Medicaid Services Overall Hospital Quality Star Rating summarizes a variety of measures across 5 areas of quality into a single star rating from 1-5 for each hospital. Measure groups include mortality, safety of care, readmission, patient experience, and timely and effective care. A higher score indicates better quality.

Total Facility Plus Physician Relative Price - Payment made by employees/employers via their insurance company to hospital facilities for inpatient and outpatient services. This is represented as a Percent of Medicare, meaning it compares what employees/employers paid to what Medicare would have paid for the exact same service to the same hospital in the same year. This does include physician payment, referred to as a professional fee.

Sources:

* CMS Overall Hospital Quality Star Rating: Released October 2022: <https://data.cms.gov/provider-data/dataset/xubh-q36u>

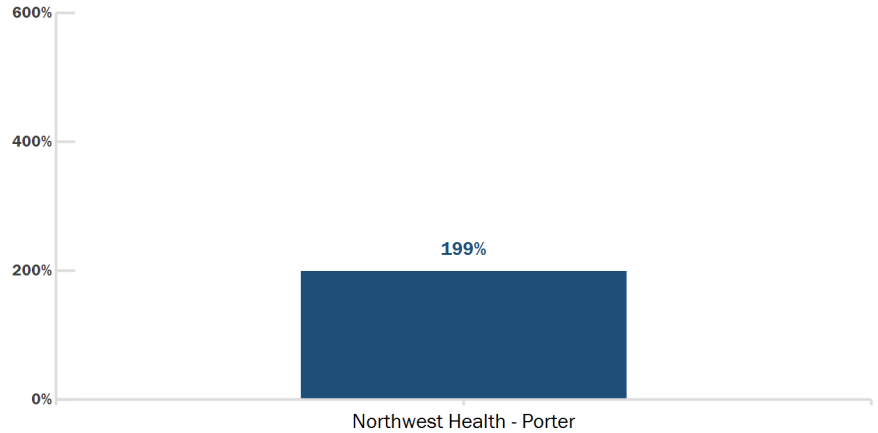
** RAND 4.0 Hospital Price Transparency Study, Published May 2022, updated July 1, 2022: <https://employerptp.org/rand/4-0/>

Of note: Critical Access Hospitals are not shown in graphs because Medicare has a separate and unique payment schedule for them.

Indiana University Health reports under one CCN (150056) for Indiana University Health University Hospital, Indiana University Health Saxony Hospital, Indiana Health Methodist Hospital, and Riley Hospital for Children: https://www.ahd.com/free_profile/150056/IU_Health_Methodist_University/Indianapolis/Indiana/.

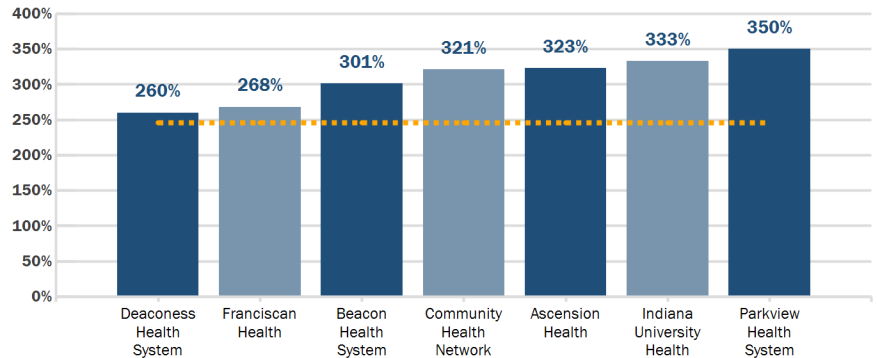
RAND Total Facility Plus Physician Relative Price (%) (2018 - 2020)

--- 2020 National Average (246%)



Indiana Health Systems - RAND Total Facility Plus Physician Relative Price (%) (2020)

--- 2020 National Average (246%)



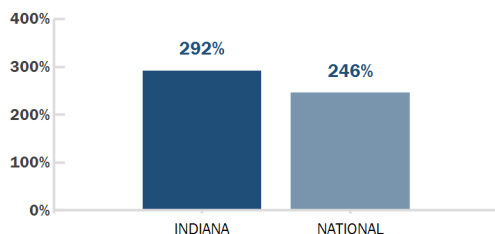


INDIANA STATE HOUSE DISTRICT 11

Hospital Name	Type*	CMS Overall Hospital Quality Star Ratings (October 2022)*	RAND Total Facility Plus Physician Relative Price (%) (2018 - 2020)**
Pinnacle Hospital	Physician	N/A	368%
Franciscan Health Munster	Non-Profit	2	291%
Community Hospital	Non-Profit	2	257%
St. Mary Medical Center	Non-Profit	3	235%
Franciscan Health Crown Point	Non-Profit	3	229%
Franciscan Health Dyer	Non-Profit	1	222%
St. Catherine Hospital	Non-Profit	5	201%
Northwest Health - Porter	For-Profit	2	199%
Methodist Hospitals	Non-Profit	3	194%
Franciscan Health Hammond	Non-Profit	1	178%

Indiana Ranks **7th HIGHEST** in RAND Total Facility Plus Physician Relative Price

National vs. Indiana RAND Total Facility Plus Physician Relative Price (%) (2020)



DEFINITIONS:

CMS Overall Hospital Quality Star Rating - The Center for Medicare and Medicaid Services Overall Hospital Quality Star Rating summarizes a variety of measures across 5 areas of quality into a single star rating from 1-5 for each hospital. Measure groups include mortality, safety of care, readmission, patient experience, and timely and effective care. A higher score indicates better quality.

Total Facility Plus Physician Relative Price - Payment made by employees/employers via their insurance company to hospital facilities for inpatient and outpatient services. This is represented as a Percent of Medicare, meaning it compares what employees/employers paid to what Medicare would have paid for the exact same service to the same hospital in the same year. This does include physician payment, referred to as a professional fee.

Sources:

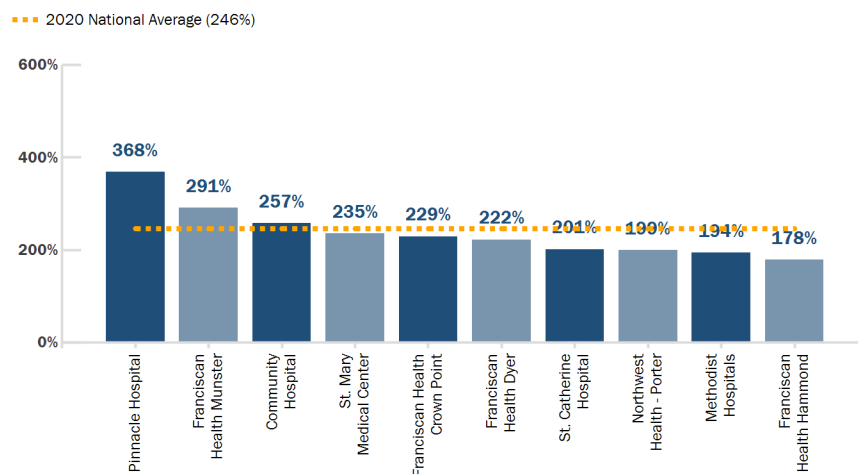
* CMS Overall Hospital Quality Star Rating: Released October 2022: <https://data.cms.gov/provider-data/dataset/xubh-q36u>

** RAND 4.0 Hospital Price Transparency Study, Published May 2022, updated July 1, 2022: <https://employertp.org/rand/4-0/>

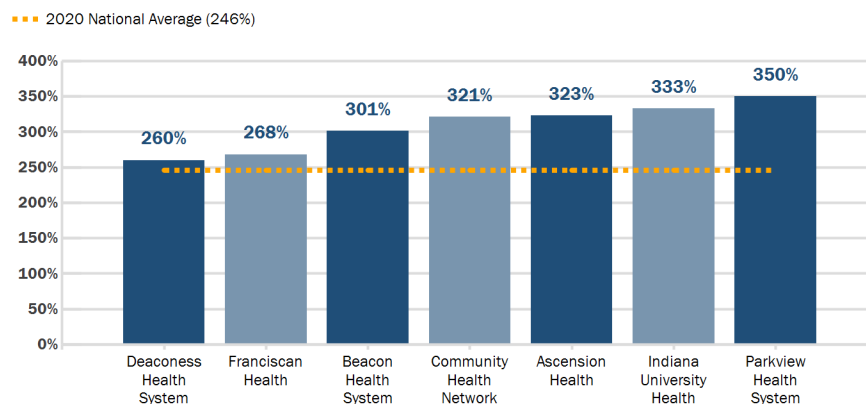
Of note: Critical Access Hospitals are not shown in graphs because Medicare has a separate and unique payment schedule for them.

Indiana University Health reports under one CCN (150056) for Indiana University Health University Hospital, Indiana University Health Saxony Hospital, Indiana Health Methodist Hospital, and Riley Hospital for Children: https://www.ahd.com/free_profile/150056/IU_Health_Methodist_University/Indianapolis/Indiana/.

RAND Total Facility Plus Physician Relative Price (%) (2018 - 2020)



Indiana Health Systems - RAND Total Facility Plus Physician Relative Price (%) (2020)



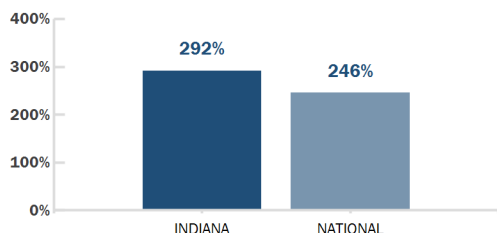


INDIANA STATE HOUSE DISTRICT 12

Hospital Name	Type*	CMS Overall Hospital Quality Star Ratings (October 2022)*	RAND Total Facility Plus Physician Relative Price (%) (2018 - 2020)**
Pinnacle Hospital	Physician	N/A	368%
Franciscan Health Munster	Non-Profit	2	291%
Community Hospital	Non-Profit	2	257%
St. Mary Medical Center	Non-Profit	3	235%
Franciscan Health Crown Point	Non-Profit	3	229%
Franciscan Health Dyer	Non-Profit	1	222%
St. Catherine Hospital	Non-Profit	5	201%
Methodist Hospitals	Non-Profit	3	194%
Franciscan Health Hammond	Non-Profit	1	178%

Indiana Ranks **7th HIGHEST** in RAND Total Facility Plus Physician Relative Price

National vs. Indiana RAND Total Facility Plus Physician Relative Price (%) (2020)



DEFINITIONS:

CMS Overall Hospital Quality Star Rating - The Center for Medicare and Medicaid Services Overall Hospital Quality Star Rating summarizes a variety of measures across 5 areas of quality into a single star rating from 1-5 for each hospital. Measure groups include mortality, safety of care, readmission, patient experience, and timely and effective care. A higher score indicates better quality.

Total Facility Plus Physician Relative Price - Payment made by employees/employers via their insurance company to hospital facilities for inpatient and outpatient services. This is represented as a Percent of Medicare, meaning it compares what employees/employers paid to what Medicare would have paid for the exact same service to the same hospital in the same year. This does include physician payment, referred to as a professional fee.

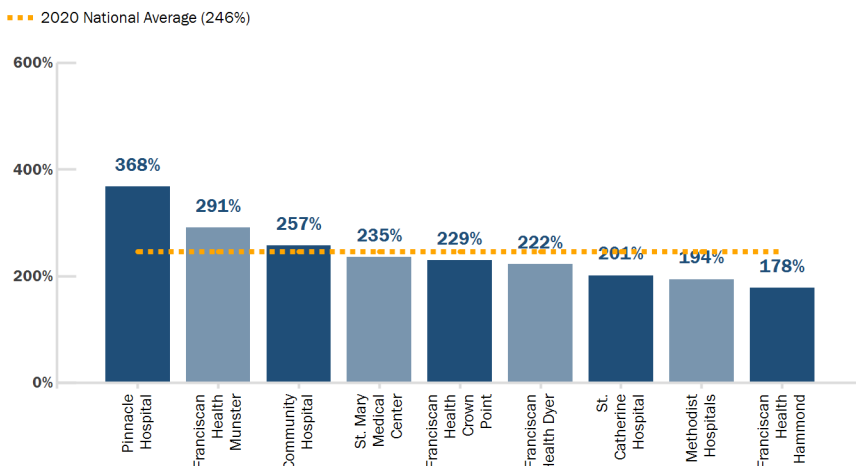
Sources:

* CMS Overall Hospital Quality Star Rating: Released October 2022: <https://data.cms.gov/provider-data/dataset/xubh-q36u>

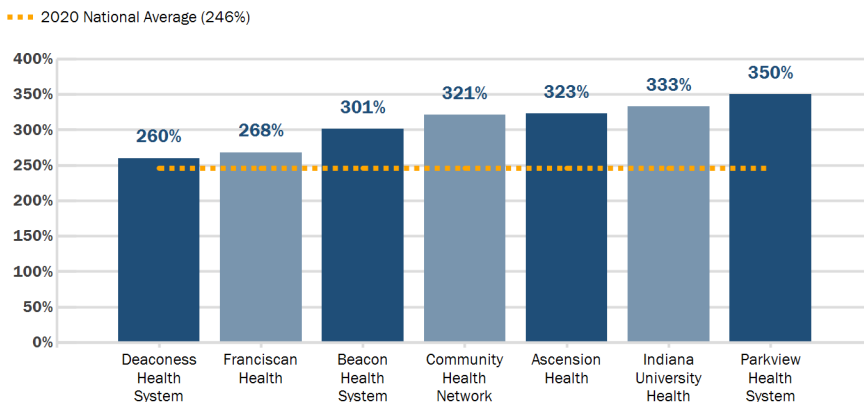
** RAND 4.0 Hospital Price Transparency Study, Published May 2022, updated July 1, 2022: <https://employerptp.org/rand/4-0/>
Of note: Critical Access Hospitals are not shown in graphs because Medicare has a separate and unique payment schedule for them.

Indiana University Health reports under one CCN (150056) for Indiana University Health University Hospital, Indiana University Health Saxony Hospital, Indiana Health Methodist Hospital, and Riley Hospital for Children: https://www.ahd.com/free_profile/150056/IU_Health_Methodist_University/Indianapolis/Indiana/.

RAND Total Facility Plus Physician Relative Price (%) (2018 - 2020)



Indiana Health Systems - RAND Total Facility Plus Physician Relative Price (%) (2020)



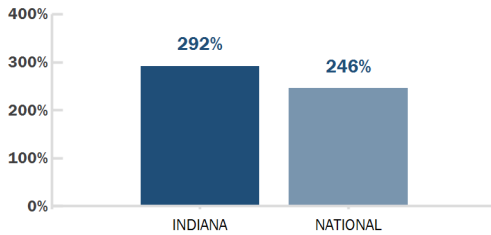


INDIANA STATE HOUSE DISTRICT 13

Hospital Name	Type*	CMS Overall Hospital Quality Star Ratings (October 2022)*	RAND Total Facility Plus Physician Relative Price (%) (2018 - 2020)**
Franciscan Health Crawfordsville	Non-Profit	4	465%
Franciscan Health Lafayette	Non-Profit	4	332%
IU Health Arnett Hospital	Non-Profit	4	283%

Indiana Ranks **7th HIGHEST** in RAND Total Facility Plus Physician Relative Price

National vs. Indiana RAND Total Facility Plus Physician Relative Price (%) (2020)



DEFINITIONS:

CMS Overall Hospital Quality Star Rating - The Center for Medicare and Medicaid Services Overall Hospital Quality Star Rating summarizes a variety of measures across 5 areas of quality into a single star rating from 1-5 for each hospital. Measure groups include mortality, safety of care, readmission, patient experience, and timely and effective care. A higher score indicates better quality.

Total Facility Plus Physician Relative Price - Payment made by employees/employers via their insurance company to hospital facilities for inpatient and outpatient services. This is represented as a Percent of Medicare, meaning it compares what employees/employers paid to what Medicare would have paid for the exact same service to the same hospital in the same year. This does include physician payment, referred to as a professional fee.

Sources:

* CMS Overall Hospital Quality Star Rating: Released October 2022:

<https://data.cms.gov/provider-data/dataset/xubh-q36u>

** RAND 4.0 Hospital Price Transparency Study, Published May 2022,

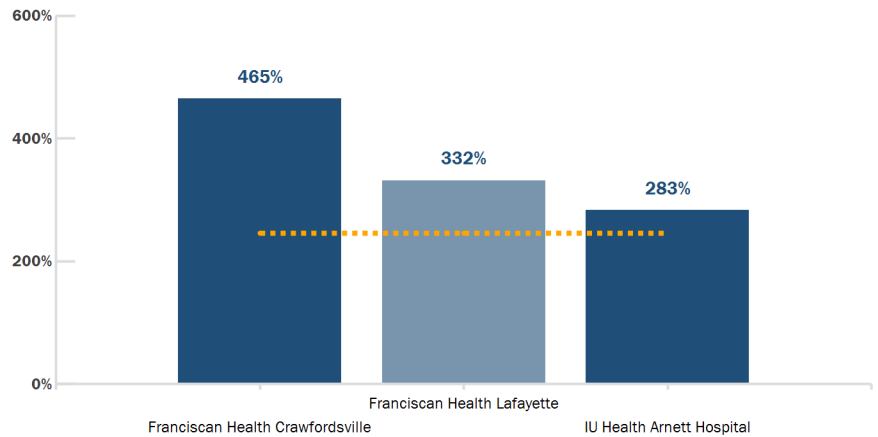
updated July 1, 2022: <https://employerptp.org/rand/4-0/>

Of note: Critical Access Hospitals are not shown in graphs because Medicare has a separate and unique payment schedule for them.

Indiana University Health reports under one CCN (150056) for Indiana University Health University Hospital, Indiana University Health Saxony Hospital, Indiana Health Methodist Hospital, and Riley Hospital for Children: https://www.ahd.com/free_profile/150056/IU_Health_Methodist_University/Indianapolis/Indiana/.

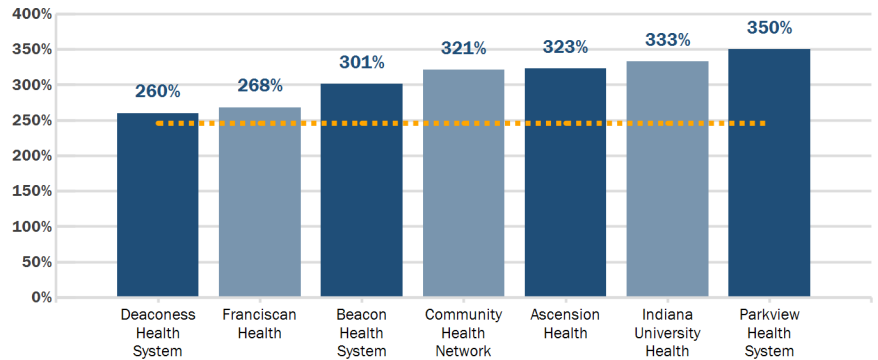
RAND Total Facility Plus Physician Relative Price (%) (2018 - 2020)

--- 2020 National Average (246%)



Indiana Health Systems - RAND Total Facility Plus Physician Relative Price (%) (2020)

--- 2020 National Average (246%)



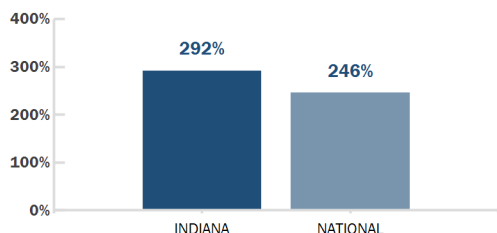


INDIANA STATE HOUSE DISTRICT 14

Hospital Name	Type*	CMS Overall Hospital Quality Star Ratings (October 2022)*	RAND Total Facility Plus Physician Relative Price (%) (2018 - 2020)**
Pinnacle Hospital	Physician	N/A	368%
Franciscan Health Munster	Non-Profit	2	291%
Community Hospital	Non-Profit	2	257%
St. Mary Medical Center	Non-Profit	3	235%
Franciscan Health Crown Point	Non-Profit	3	229%
Franciscan Health Dyer	Non-Profit	1	222%
St. Catherine Hospital	Non-Profit	5	201%
Methodist Hospitals	Non-Profit	3	194%
Franciscan Health Hammond	Non-Profit	1	178%

Indiana Ranks **7th HIGHEST** in RAND Total Facility Plus Physician Relative Price

National vs. Indiana RAND Total Facility Plus Physician Relative Price (%) (2020)



DEFINITIONS:

CMS Overall Hospital Quality Star Rating - The Center for Medicare and Medicaid Services Overall Hospital Quality Star Rating summarizes a variety of measures across 5 areas of quality into a single star rating from 1-5 for each hospital. Measure groups include mortality, safety of care, readmission, patient experience, and timely and effective care. A higher score indicates better quality.

Total Facility Plus Physician Relative Price - Payment made by employees/employers via their insurance company to hospital facilities for inpatient and outpatient services. This is represented as a Percent of Medicare, meaning it compares what employees/employers paid to what Medicare would have paid for the exact same service to the same hospital in the same year. This does include physician payment, referred to as a professional fee.

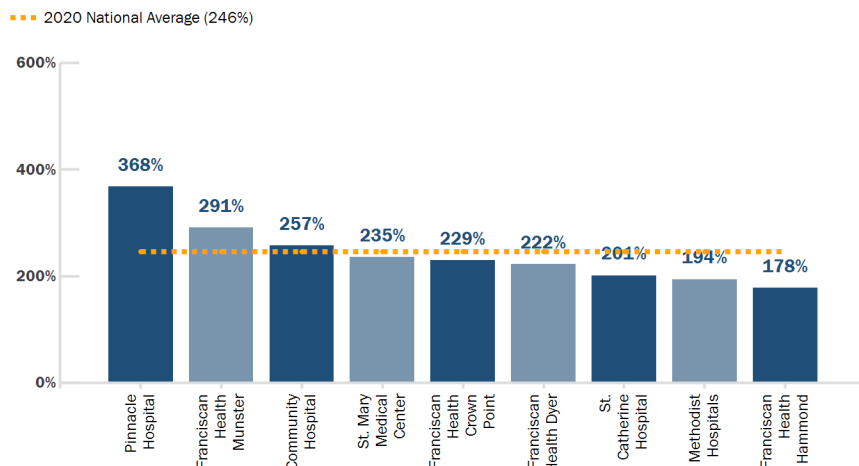
Sources:

* CMS Overall Hospital Quality Star Rating: Released October 2022: <https://data.cms.gov/provider-data/dataset/xubh-q36u>

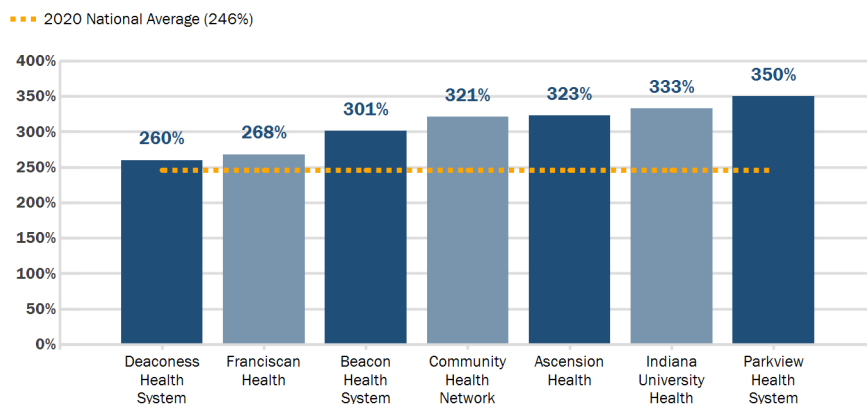
** RAND 4.0 Hospital Price Transparency Study, Published May 2022, updated July 1, 2022: <https://employerptp.org/rand/4-0/>
Of note: Critical Access Hospitals are not shown in graphs because Medicare has a separate and unique payment schedule for them.

Indiana University Health reports under one CCN (150056) for Indiana University Health University Hospital, Indiana University Health Saxony Hospital, Indiana Health Methodist Hospital, and Riley Hospital for Children: https://www.ahd.com/free_profile/150056/IU_Health_Methodist_University/Indianapolis/Indiana/.

RAND Total Facility Plus Physician Relative Price (%) (2018 - 2020)



Indiana Health Systems - RAND Total Facility Plus Physician Relative Price (%) (2020)



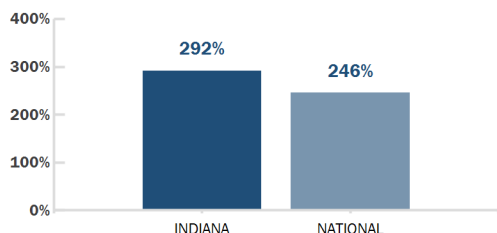


INDIANA STATE HOUSE DISTRICT 15

Hospital Name	Type*	CMS Overall Hospital Quality Star Ratings (October 2022)*	RAND Total Facility Plus Physician Relative Price (%) (2018 - 2020)**
Pinnacle Hospital	Physician	N/A	368%
Franciscan Health Munster	Non-Profit	2	291%
Community Hospital	Non-Profit	2	257%
St. Mary Medical Center	Non-Profit	3	235%
Franciscan Health Crown Point	Non-Profit	3	229%
Franciscan Health Dyer	Non-Profit	1	222%
St. Catherine Hospital	Non-Profit	5	201%
Methodist Hospitals	Non-Profit	3	194%
Franciscan Health Hammond	Non-Profit	1	178%

Indiana Ranks **7th HIGHEST** in RAND Total Facility Plus Physician Relative Price

National vs. Indiana RAND Total Facility Plus Physician Relative Price (%) (2020)



DEFINITIONS:

CMS Overall Hospital Quality Star Rating - The Center for Medicare and Medicaid Services Overall Hospital Quality Star Rating summarizes a variety of measures across 5 areas of quality into a single star rating from 1-5 for each hospital. Measure groups include mortality, safety of care, readmission, patient experience, and timely and effective care. A higher score indicates better quality.

Total Facility Plus Physician Relative Price - Payment made by employees/employers via their insurance company to hospital facilities for inpatient and outpatient services. This is represented as a Percent of Medicare, meaning it compares what employees/employers paid to what Medicare would have paid for the exact same service to the same hospital in the same year. This does include physician payment, referred to as a professional fee.

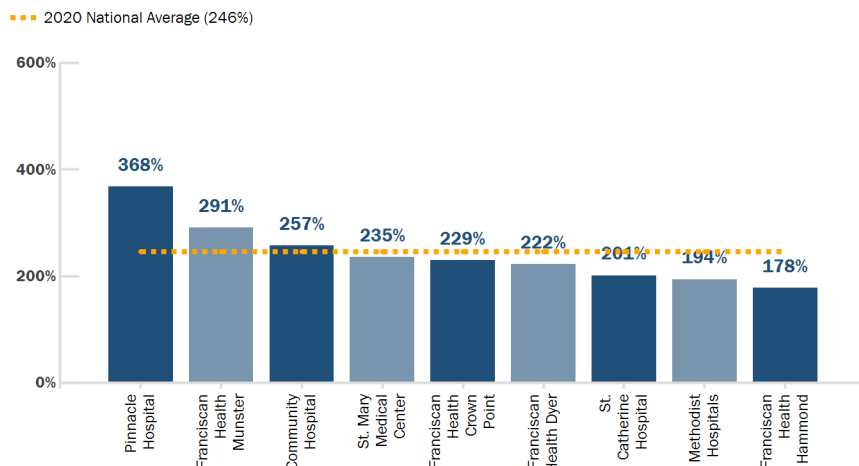
Sources:

* CMS Overall Hospital Quality Star Rating: Released October 2022: <https://data.cms.gov/provider-data/dataset/xubh-q36u>

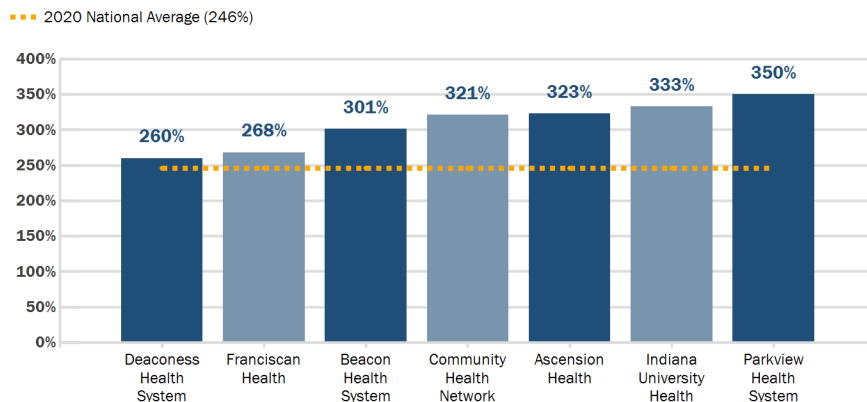
** RAND 4.0 Hospital Price Transparency Study, Published May 2022, updated July 1, 2022: <https://employerptp.org/rand/4-0/>
Of note: Critical Access Hospitals are not shown in graphs because Medicare has a separate and unique payment schedule for them.

Indiana University Health reports under one CCN (150056) for Indiana University Health University Hospital, Indiana University Health Saxony Hospital, Indiana Health Methodist Hospital, and Riley Hospital for Children: https://www.ahd.com/free_profile/150056/IU_Health_Methodist_University/Indianapolis/Indiana/.

RAND Total Facility Plus Physician Relative Price (%) (2018 - 2020)



Indiana Health Systems - RAND Total Facility Plus Physician Relative Price (%) (2020)



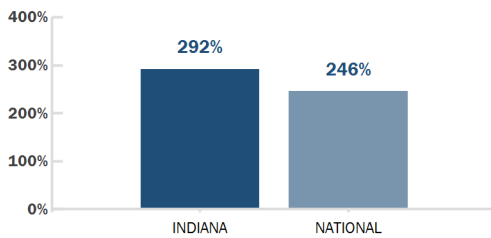


INDIANA STATE HOUSE DISTRICT 16

Hospital Name	Type*	CMS Overall Hospital Quality Star Ratings (October 2022)*	RAND Total Facility Plus Physician Relative Price (%) (2018 - 2020)**
Northwest Health - Starke	For-Profit	3	433%

Indiana Ranks **7th HIGHEST** in RAND Total Facility Plus Physician Relative Price

National vs. Indiana RAND Total Facility Plus Physician Relative Price (%) (2020)



DEFINITIONS:

CMS Overall Hospital Quality Star Rating - The Center for Medicare and Medicaid Services Overall Hospital Quality Star Rating summarizes a variety of measures across 5 areas of quality into a single star rating from 1-5 for each hospital. Measure groups include mortality, safety of care, readmission, patient experience, and timely and effective care. A higher score indicates better quality.

Total Facility Plus Physician Relative Price - Payment made by employees/employers via their insurance company to hospital facilities for inpatient and outpatient services. This is represented as a Percent of Medicare, meaning it compares what employees/employers paid to what Medicare would have paid for the exact same service to the same hospital in the same year. This does include physician payment, referred to as a professional fee.

Sources:

* CMS Overall Hospital Quality Star Rating: Released October 2022: <https://data.cms.gov/provider-data/dataset/xubh-q36u>

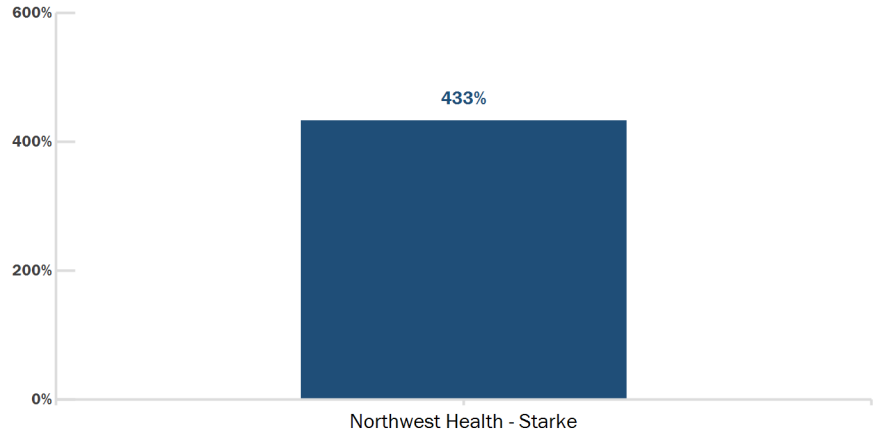
** RAND 4.0 Hospital Price Transparency Study, Published May 2022, updated July 1, 2022: <https://employerptp.org/rand/4-0/>

Of note: Critical Access Hospitals are not shown in graphs because Medicare has a separate and unique payment schedule for them.

Indiana University Health reports under one CCN (150056) for Indiana University Health University Hospital, Indiana University Health Saxony Hospital, Indiana Health Methodist Hospital, and Riley Hospital for Children: https://www.ahd.com/free_profile/150056/IU_Health_Methodist_University/Indianapolis/Indiana/.

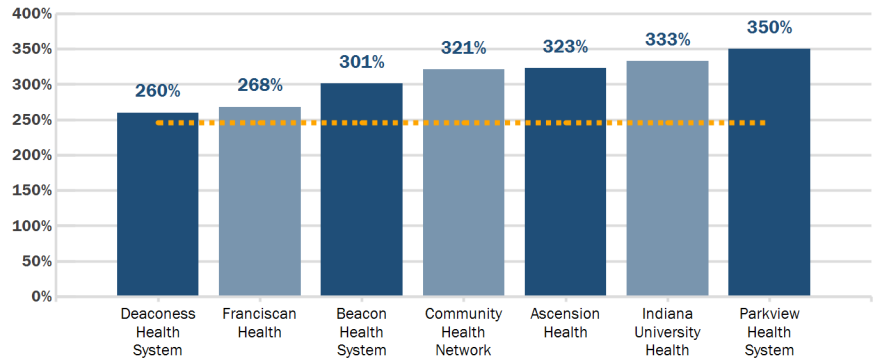
RAND Total Facility Plus Physician Relative Price (%) (2018 - 2020)

--- 2020 National Average (246%)



Indiana Health Systems - RAND Total Facility Plus Physician Relative Price (%) (2020)

--- 2020 National Average (246%)



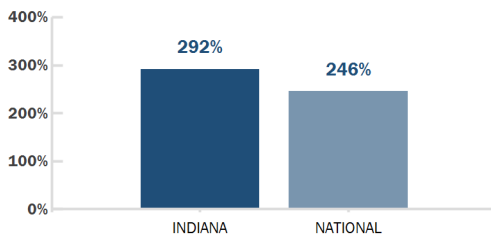


INDIANA STATE HOUSE DISTRICT 17

Hospital Name	Type*	CMS Overall Hospital Quality Star Ratings (October 2022)*	RAND Total Facility Plus Physician Relative Price (%) (2018 - 2020)**
St. Joseph Regional Medical Center - Plymouth	Non-Profit	3	299%

Indiana Ranks **7th HIGHEST** in RAND Total Facility Plus Physician Relative Price

National vs. Indiana RAND Total Facility Plus Physician Relative Price (%) (2020)



DEFINITIONS:

CMS Overall Hospital Quality Star Rating - The Center for Medicare and Medicaid Services Overall Hospital Quality Star Rating summarizes a variety of measures across 5 areas of quality into a single star rating from 1-5 for each hospital. Measure groups include mortality, safety of care, readmission, patient experience, and timely and effective care. A higher score indicates better quality.

Total Facility Plus Physician Relative Price - Payment made by employees/employers via their insurance company to hospital facilities for inpatient and outpatient services. This is represented as a Percent of Medicare, meaning it compares what employees/employers paid to what Medicare would have paid for the exact same service to the same hospital in the same year. This does include physician payment, referred to as a professional fee.

Sources:

* CMS Overall Hospital Quality Star Rating: Released October 2022:

<https://data.cms.gov/provider-data/dataset/xubh-q36u>

** RAND 4.0 Hospital Price Transparency Study, Published May 2022,

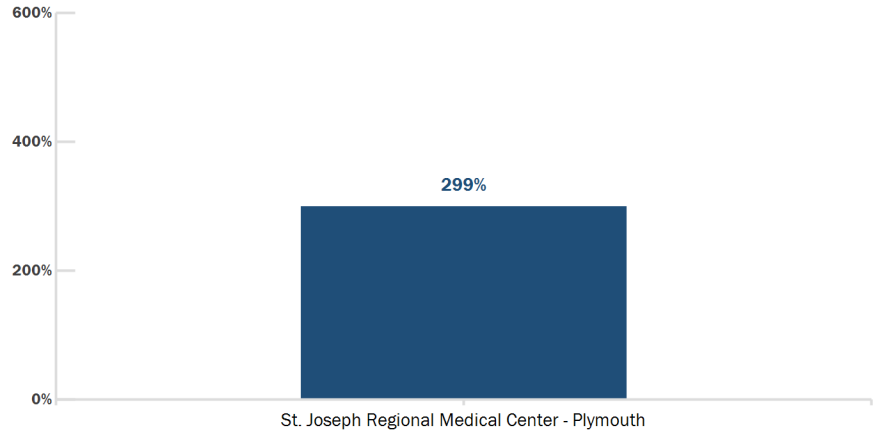
updated July 1, 2022: <https://employerptp.org/rand/4-0/>

Of note: Critical Access Hospitals are not shown in graphs because Medicare has a separate and unique payment schedule for them.

Indiana University Health reports under one CCN (150056) for Indiana University Health University Hospital, Indiana University Health Saxony Hospital, Indiana Health Methodist Hospital, and Riley Hospital for Children: https://www.ahd.com/free_profile/150056/IU_Health_Methodist_University/Indianapolis/Indiana/.

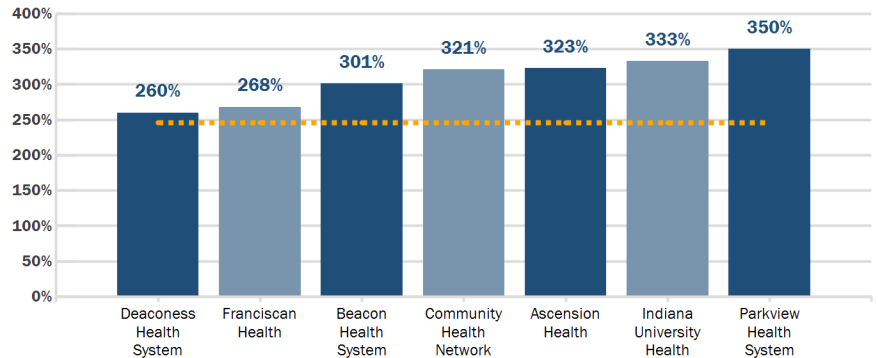
RAND Total Facility Plus Physician Relative Price (%) (2018 - 2020)

--- 2020 National Average (246%)



Indiana Health Systems - RAND Total Facility Plus Physician Relative Price (%) (2020)

--- 2020 National Average (246%)



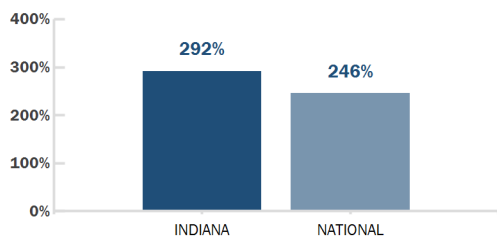


INDIANA STATE HOUSE DISTRICT 18

Hospital Name	Type*	CMS Overall Hospital Quality Star Ratings (October 2022)*	RAND Total Facility Plus Physician Relative Price (%) (2018 - 2020)**
Kosciusko Community Hospital	For-Profit	3	418%
Marion General Hospital	Non-Profit	5	324%

Indiana Ranks **7th HIGHEST** in RAND Total Facility Plus Physician Relative Price

National vs. Indiana RAND Total Facility Plus Physician Relative Price (%) (2020)



DEFINITIONS:

CMS Overall Hospital Quality Star Rating - The Center for Medicare and Medicaid Services Overall Hospital Quality Star Rating summarizes a variety of measures across 5 areas of quality into a single star rating from 1-5 for each hospital. Measure groups include mortality, safety of care, readmission, patient experience, and timely and effective care. A higher score indicates better quality.

Total Facility Plus Physician Relative Price - Payment made by employees/employers via their insurance company to hospital facilities for inpatient and outpatient services. This is represented as a Percent of Medicare, meaning it compares what employees/employers paid to what Medicare would have paid for the exact same service to the same hospital in the same year. This does include physician payment, referred to as a professional fee.

Sources:

* CMS Overall Hospital Quality Star Rating: Released October 2022:

<https://data.cms.gov/provider-data/dataset/xubh-q36u>

** RAND 4.0 Hospital Price Transparency Study, Published May 2022,

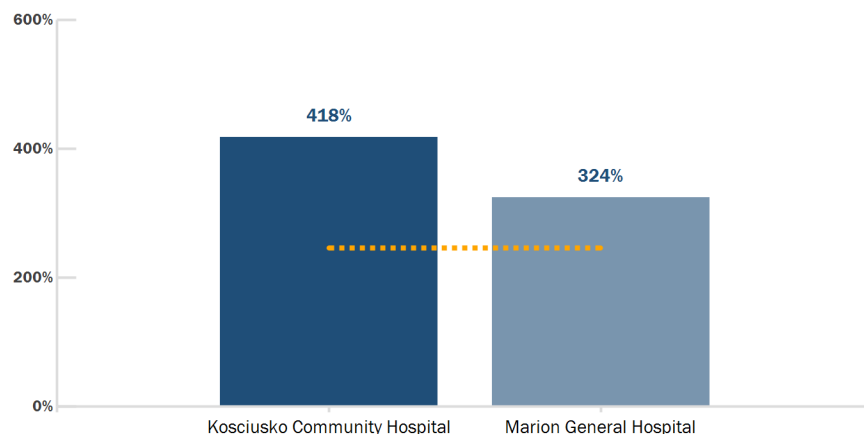
updated July 1, 2022: <https://employerntp.org/rand/4-0/>

Of note: Critical Access Hospitals are not shown in graphs because Medicare has a separate and unique payment schedule for them.

Indiana University Health reports under one CCN (150056) for Indiana University Health University Hospital, Indiana University Health Saxony Hospital, Indiana Health Methodist Hospital, and Riley Hospital for Children: https://www.ahd.com/free_profile/150056/IU_Health_Methodist_University/Indianapolis/Indiana/.

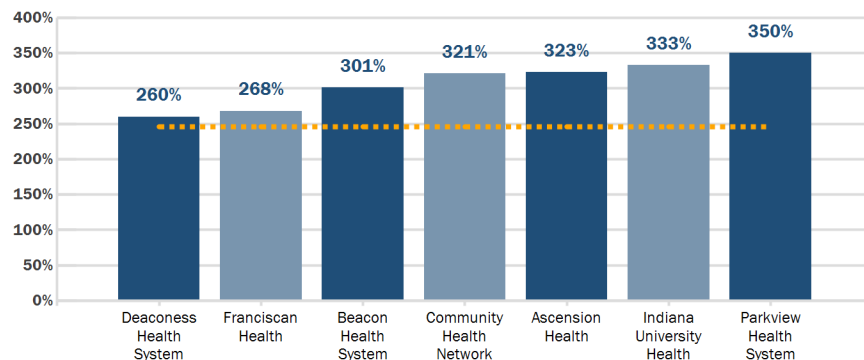
RAND Total Facility Plus Physician Relative Price (%) (2018 - 2020)

--- 2020 National Average (246%)



Indiana Health Systems - RAND Total Facility Plus Physician Relative Price (%) (2020)

--- 2020 National Average (246%)



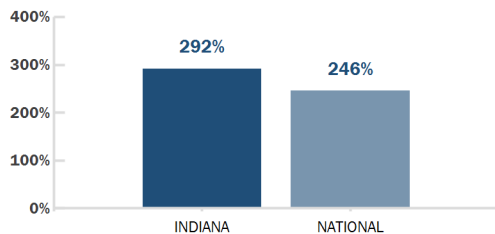


INDIANA STATE HOUSE DISTRICT 19

Hospital Name	Type*	CMS Overall Hospital Quality Star Ratings (October 2022)*	RAND Total Facility Plus Physician Relative Price (%) (2018 - 2020)**
Pinnacle Hospital	Physician	N/A	368%
Franciscan Health Munster	Non-Profit	2	291%
Community Hospital	Non-Profit	2	257%
St. Mary Medical Center	Non-Profit	3	235%
Franciscan Health Crown Point	Non-Profit	3	229%
Franciscan Health Dyer	Non-Profit	1	222%
St. Catherine Hospital	Non-Profit	5	201%
Northwest Health - Porter	For-Profit	2	199%
Methodist Hospitals	Non-Profit	3	194%
Franciscan Health Hammond	Non-Profit	1	178%

Indiana Ranks **7th HIGHEST** in RAND Total Facility Plus Physician Relative Price

National vs. Indiana RAND Total Facility Plus Physician Relative Price (%) (2020)



DEFINITIONS:

CMS Overall Hospital Quality Star Rating - The Center for Medicare and Medicaid Services Overall Hospital Quality Star Rating summarizes a variety of measures across 5 areas of quality into a single star rating from 1-5 for each hospital. Measure groups include mortality, safety of care, readmission, patient experience, and timely and effective care. A higher score indicates better quality.

Total Facility Plus Physician Relative Price - Payment made by employees/employers via their insurance company to hospital facilities for inpatient and outpatient services. This is represented as a Percent of Medicare, meaning it compares what employees/employers paid to what Medicare would have paid for the exact same service to the same hospital in the same year. This does include physician payment, referred to as a professional fee.

Sources:

* CMS Overall Hospital Quality Star Rating: Released October 2022: <https://data.cms.gov/provider-data/dataset/xubh-q36u>

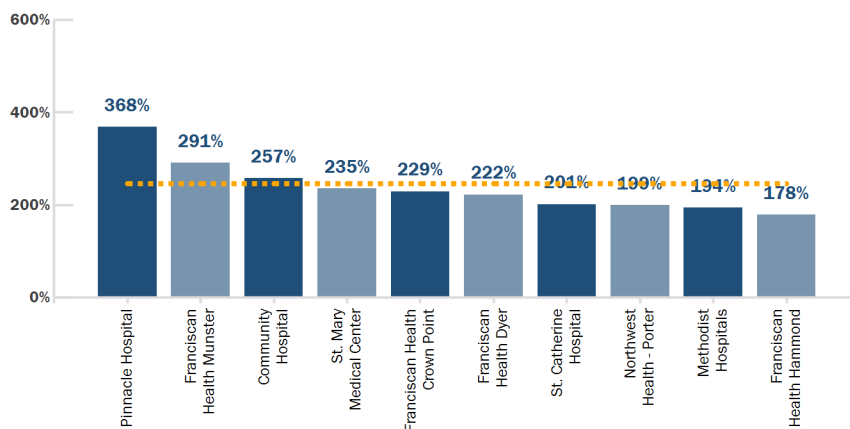
** RAND 4.0 Hospital Price Transparency Study, Published May 2022, updated July 1, 2022: <https://employertp.org/rand/4-0/>

Of note: Critical Access Hospitals are not shown in graphs because Medicare has a separate and unique payment schedule for them.

Indiana University Health reports under one CCN (150056) for Indiana University Health University Hospital, Indiana University Health Saxony Hospital, Indiana Health Methodist Hospital, and Riley Hospital for Children: https://www.ahd.com/free_profile/150056/IU_Health_Methodist_University/Indianapolis/Indiana/.

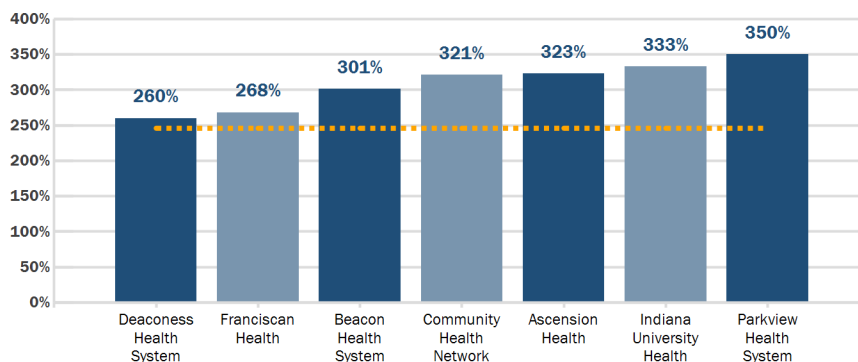
RAND Total Facility Plus Physician Relative Price (%) (2018 - 2020)

--- 2020 National Average (246%)



Indiana Health Systems - RAND Total Facility Plus Physician Relative Price (%) (2020)

--- 2020 National Average (246%)



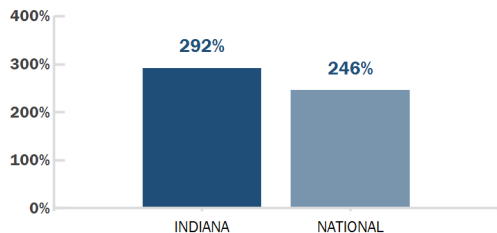


INDIANA STATE HOUSE DISTRICT 20

Hospital Name	Type*	CMS Overall Hospital Quality Star Ratings (October 2022)*	RAND Total Facility Plus Physician Relative Price (%) (2018 - 2020)**
Northwest Health - La Porte	Non-Profit	2	445%
Northwest Health - Starke	For-Profit	3	433%
Franciscan Health Michigan City	Non-Profit	2	250%

Indiana Ranks **7th HIGHEST** in RAND Total Facility Plus Physician Relative Price

National vs. Indiana RAND Total Facility Plus Physician Relative Price (%) (2020)



DEFINITIONS:

CMS Overall Hospital Quality Star Rating - The Center for Medicare and Medicaid Services Overall Hospital Quality Star Rating summarizes a variety of measures across 5 areas of quality into a single star rating from 1-5 for each hospital. Measure groups include mortality, safety of care, readmission, patient experience, and timely and effective care. A higher score indicates better quality.

Total Facility Plus Physician Relative Price - Payment made by employees/employers via their insurance company to hospital facilities for inpatient and outpatient services. This is represented as a Percent of Medicare, meaning it compares what employees/employers paid to what Medicare would have paid for the exact same service to the same hospital in the same year. This does include physician payment, referred to as a professional fee.

Sources:

* CMS Overall Hospital Quality Star Rating: Released October 2022:

<https://data.cms.gov/provider-data/dataset/xubh-q36u>

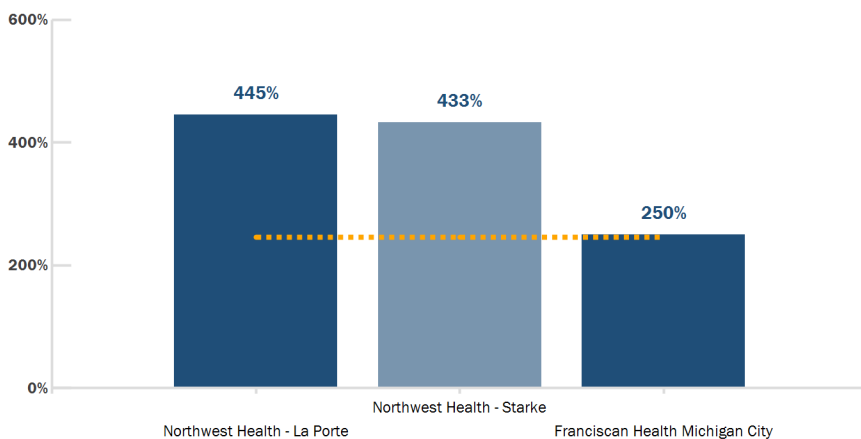
** RAND 4.0 Hospital Price Transparency Study, Published May 2022, updated July 1, 2022: <https://employerptp.org/rand/4-0/>

Of note: Critical Access Hospitals are not shown in graphs because Medicare has a separate and unique payment schedule for them.

Indiana University Health reports under one CCN (150056) for Indiana University Health University Hospital, Indiana University Health Saxony Hospital, Indiana Health Methodist Hospital, and Riley Hospital for Children: https://www.ahd.com/free_profile/150056/IU_Health_Methodist_University/Indianapolis/Indiana/.

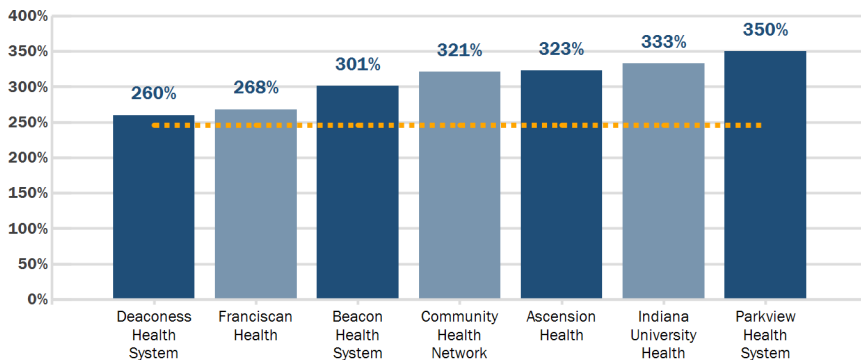
RAND Total Facility Plus Physician Relative Price (%) (2018 - 2020)

--- 2020 National Average (246%)



Indiana Health Systems - RAND Total Facility Plus Physician Relative Price (%) (2020)

--- 2020 National Average (246%)



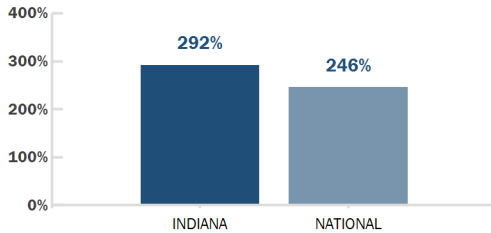


INDIANA STATE HOUSE DISTRICT 21

Hospital Name	Type*	CMS Overall Hospital Quality Star Ratings (October 2022)*	RAND Total Facility Plus Physician Relative Price (%) (2018 - 2020)**
Goshen General Hospital	Non-Profit	3	300%
Elkhart General Hospital	Government - Local	4	294%
Memorial Hospital of South Bend	Non-Profit	2	292%
St. Joseph Regional Medical Center	Non-Profit	4	265%
Unity Physicians Hospital	Physician	N/A	N/A

Indiana Ranks **7th HIGHEST** in RAND Total Facility Plus Physician Relative Price

National vs. Indiana RAND Total Facility Plus Physician Relative Price (%) (2020)



DEFINITIONS:

CMS Overall Hospital Quality Star Rating - The Center for Medicare and Medicaid Services Overall Hospital Quality Star Rating summarizes a variety of measures across 5 areas of quality into a single star rating from 1-5 for each hospital. Measure groups include mortality, safety of care, readmission, patient experience, and timely and effective care. A higher score indicates better quality.

Total Facility Plus Physician Relative Price - Payment made by employees/employers via their insurance company to hospital facilities for inpatient and outpatient services. This is represented as a Percent of Medicare, meaning it compares what employees/employers paid to what Medicare would have paid for the exact same service to the same hospital in the same year. This does include physician payment, referred to as a professional fee.

Sources:

* CMS Overall Hospital Quality Star Rating: Released October 2022: <https://data.cms.gov/provider-data/dataset/xubh-q36u>

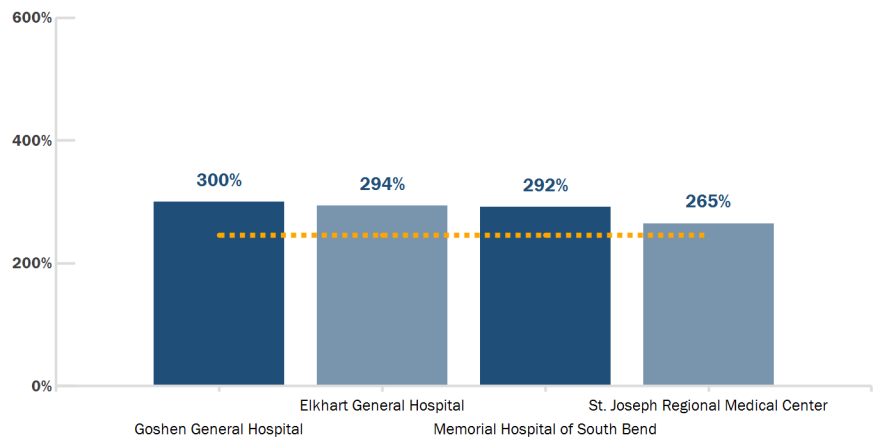
** RAND 4.0 Hospital Price Transparency Study, Published May 2022, updated July 1, 2022: <https://employerptp.org/rand/4-0/>

Of note: Critical Access Hospitals are not shown in graphs because Medicare has a separate and unique payment schedule for them.

Indiana University Health reports under one CCN (150056) for Indiana University Health University Hospital, Indiana University Health Saxony Hospital, Indiana Health Methodist Hospital, and Riley Hospital for Children: https://www.ahd.com/free_profile/150056/IU_Health_Methodist_University/Indianapolis/Indiana/.

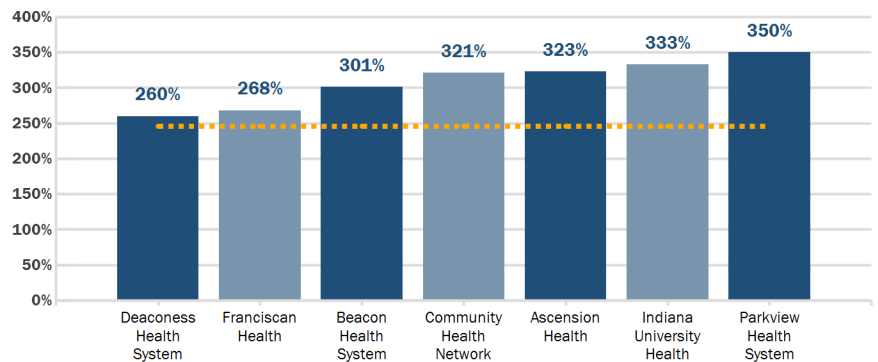
RAND Total Facility Plus Physician Relative Price (%) (2018 - 2020)

--- 2020 National Average (246%)



Indiana Health Systems - RAND Total Facility Plus Physician Relative Price (%) (2020)

--- 2020 National Average (246%)



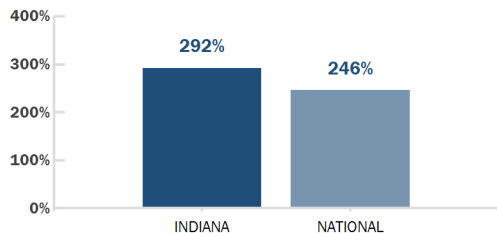


INDIANA STATE HOUSE DISTRICT 22

Hospital Name	Type*	CMS Overall Hospital Quality Star Ratings (October 2022)*	RAND Total Facility Plus Physician Relative Price (%) (2018 - 2020)**
Kosciusko Community Hospital	For-Profit	3	418%
Goshen General Hospital	Non-Profit	3	300%
Elkhart General Hospital	Government - Local	4	294%

Indiana Ranks **7th HIGHEST** in RAND Total Facility Plus Physician Relative Price

National vs. Indiana RAND Total Facility Plus Physician Relative Price (%) (2020)



DEFINITIONS:

CMS Overall Hospital Quality Star Rating - The Center for Medicare and Medicaid Services Overall Hospital Quality Star Rating summarizes a variety of measures across 5 areas of quality into a single star rating from 1-5 for each hospital. Measure groups include mortality, safety of care, readmission, patient experience, and timely and effective care. A higher score indicates better quality.

Total Facility Plus Physician Relative Price - Payment made by employees/employers via their insurance company to hospital facilities for inpatient and outpatient services. This is represented as a Percent of Medicare, meaning it compares what employees/employers paid to what Medicare would have paid for the exact same service to the same hospital in the same year. This does include physician payment, referred to as a professional fee.

Sources:

* CMS Overall Hospital Quality Star Rating: Released October 2022:

<https://data.cms.gov/provider-data/dataset/xubh-q36u>

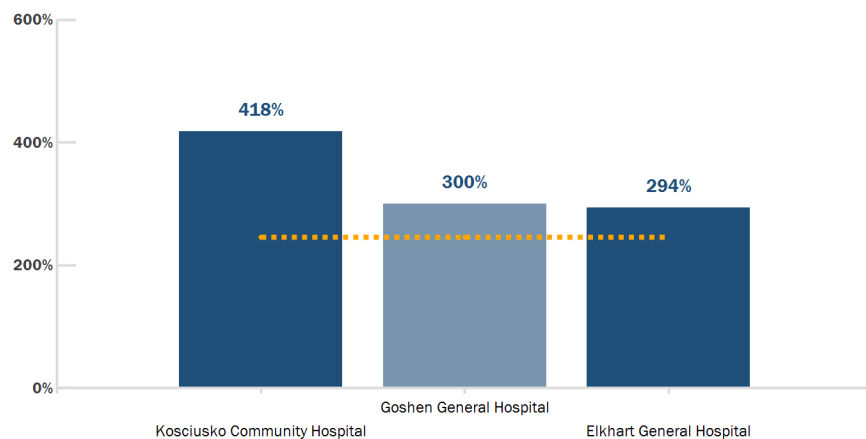
** RAND 4.0 Hospital Price Transparency Study, Published May 2022, updated July 1, 2022: <https://employerptp.org/rand/4-0/>

Of note: Critical Access Hospitals are not shown in graphs because Medicare has a separate and unique payment schedule for them.

Indiana University Health reports under one CCN (150056) for Indiana University Health University Hospital, Indiana University Health Saxony Hospital, Indiana Health Methodist Hospital, and Riley Hospital for Children: https://www.ahd.com/free_profile/150056/IU_Health_Methodist_University/Indianapolis/Indiana/.

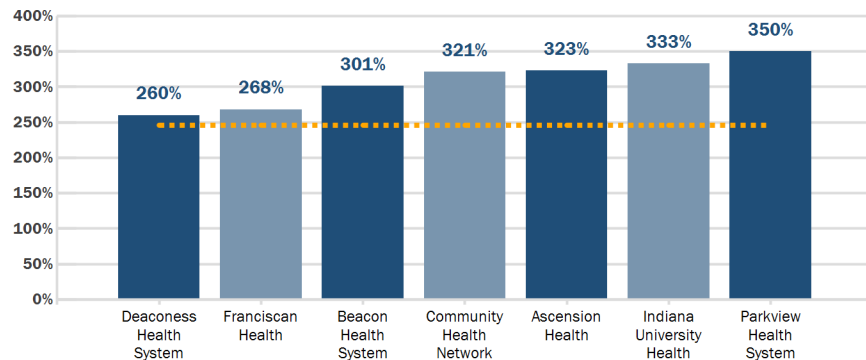
RAND Total Facility Plus Physician Relative Price (%) (2018 - 2020)

--- 2020 National Average (246%)



Indiana Health Systems - RAND Total Facility Plus Physician Relative Price (%) (2020)

--- 2020 National Average (246%)



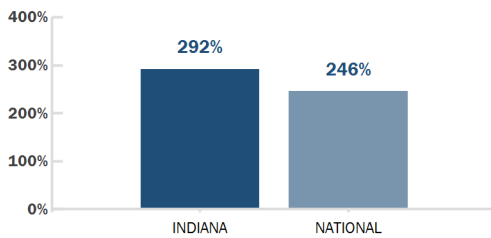


INDIANA STATE HOUSE DISTRICT 23

Hospital Name	Type*	CMS Overall Hospital Quality Star Ratings (October 2022)*	RAND Total Facility Plus Physician Relative Price (%) (2018 - 2020)**
Logansport Memorial Hospital	Government - Local	2	237%

Indiana Ranks **7th HIGHEST** in RAND Total Facility Plus Physician Relative Price

National vs. Indiana RAND Total Facility Plus Physician Relative Price (%) (2020)



DEFINITIONS:

CMS Overall Hospital Quality Star Rating - The Center for Medicare and Medicaid Services Overall Hospital Quality Star Rating summarizes a variety of measures across 5 areas of quality into a single star rating from 1-5 for each hospital. Measure groups include mortality, safety of care, readmission, patient experience, and timely and effective care. A higher score indicates better quality.

Total Facility Plus Physician Relative Price - Payment made by employees/employers via their insurance company to hospital facilities for inpatient and outpatient services. This is represented as a Percent of Medicare, meaning it compares what employees/employers paid to what Medicare would have paid for the exact same service to the same hospital in the same year. This does include physician payment, referred to as a professional fee.

Sources:

* CMS Overall Hospital Quality Star Rating: Released October 2022:

<https://data.cms.gov/provider-data/dataset/xubh-q36u>

** RAND 4.0 Hospital Price Transparency Study, Published May 2022,

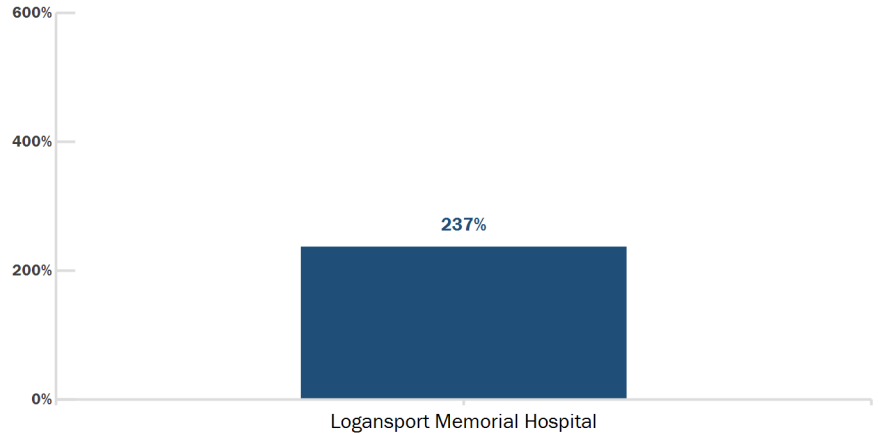
updated July 1, 2022: <https://employerptp.org/rand/4-0/>

Of note: Critical Access Hospitals are not shown in graphs because Medicare has a separate and unique payment schedule for them.

Indiana University Health reports under one CCN (150056) for Indiana University Health University Hospital, Indiana University Health Saxony Hospital, Indiana Health Methodist Hospital, and Riley Hospital for Children: https://www.ahd.com/free_profile/150056/IU_Health_Methodist_University/Indianapolis/Indiana/.

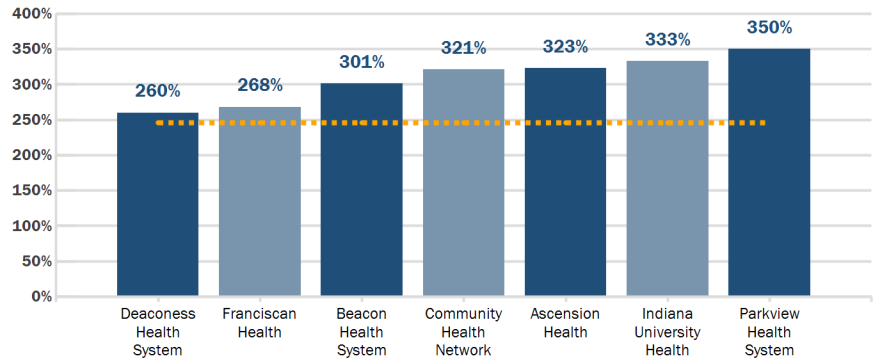
RAND Total Facility Plus Physician Relative Price (%) (2018 - 2020)

--- 2020 National Average (246%)



Indiana Health Systems - RAND Total Facility Plus Physician Relative Price (%) (2020)

--- 2020 National Average (246%)





INDIANA STATE HOUSE DISTRICT 24

Hospital Name

Type*

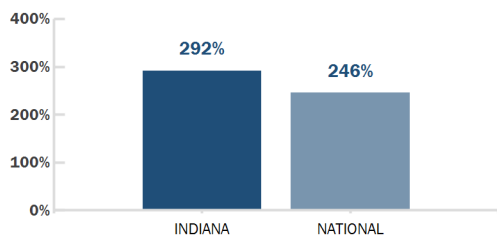
CMS Overall Hospital Quality Star Ratings (October 2022)*

RAND Total Facility Plus Physician Relative Price (%) (2018 - 2020)**

Witham Health Services	Government - Local	4	386%
IU Health Saxony Hospital	Non-Profit	2	346%
Ascension St. Vincent Carmel Hospital	Non-Profit	4	318%
IU Health North Hospital	Non-Profit	5	301%
Ascension St. Vincent Fishers Hospital	Non-Profit	5	291%
Riverview Health	Government - Local	3	282%

Indiana Ranks **7th HIGHEST** in RAND Total Facility Plus Physician Relative Price

National vs. Indiana RAND Total Facility Plus Physician Relative Price (%) (2020)



DEFINITIONS:

CMS Overall Hospital Quality Star Rating - The Center for Medicare and Medicaid Services Overall Hospital Quality Star Rating summarizes a variety of measures across 5 areas of quality into a single star rating from 1-5 for each hospital. Measure groups include mortality, safety of care, readmission, patient experience, and timely and effective care. A higher score indicates better quality.

Total Facility Plus Physician Relative Price - Payment made by employees/employers via their insurance company to hospital facilities for inpatient and outpatient services. This is represented as a Percent of Medicare, meaning it compares what employees/employers paid to what Medicare would have paid for the exact same service to the same hospital in the same year. This does include physician payment, referred to as a professional fee.

Sources:

* CMS Overall Hospital Quality Star Rating: Released October 2022:

<https://data.cms.gov/provider-data/dataset/xubh-q36u>

** RAND 4.0 Hospital Price Transparency Study, Published May 2022,

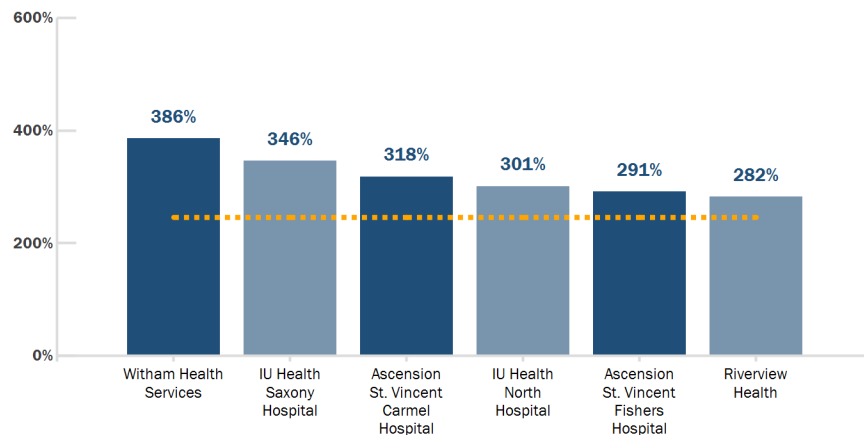
updated July 1, 2022: <https://employerptp.org/rand/4-0/>

Of note: Critical Access Hospitals are not shown in graphs because Medicare has a separate and unique payment schedule for them.

Indiana University Health reports under one CCN (150056) for Indiana University Health University Hospital, Indiana University Health Saxony Hospital, Indiana Health Methodist Hospital, and Riley Hospital for Children: https://www.ahd.com/free_profile/150056/IU_Health_Methodist_University/Indianapolis/Indiana/.

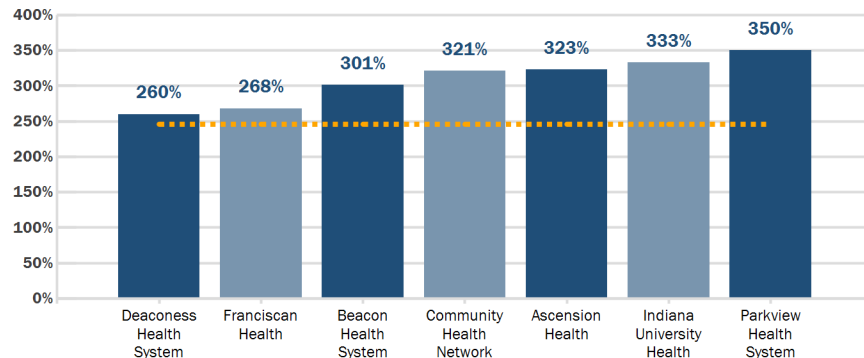
RAND Total Facility Plus Physician Relative Price (%) (2018 - 2020)

--- 2020 National Average (246%)



Indiana Health Systems - RAND Total Facility Plus Physician Relative Price (%) (2020)

--- 2020 National Average (246%)



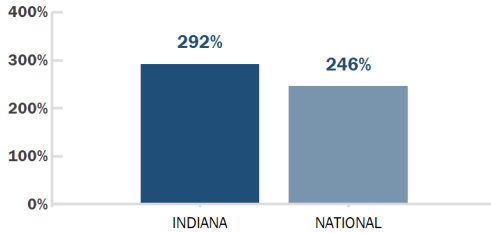


INDIANA STATE HOUSE DISTRICT 25

Hospital Name	Type*	CMS Overall Hospital Quality Star Ratings (October 2022)*	RAND Total Facility Plus Physician Relative Price (%) (2018 - 2020)**
Franciscan Health Lafayette	Non-Profit	4	332%
IU Health Arnett Hospital	Non-Profit	4	283%
Logansport Memorial Hospital	Government - Local	2	237%

Indiana Ranks **7th HIGHEST** in RAND Total Facility Plus Physician Relative Price

National vs. Indiana RAND Total Facility Plus Physician Relative Price (%) (2020)



DEFINITIONS:

CMS Overall Hospital Quality Star Rating - The Center for Medicare and Medicaid Services Overall Hospital Quality Star Rating summarizes a variety of measures across 5 areas of quality into a single star rating from 1-5 for each hospital. Measure groups include mortality, safety of care, readmission, patient experience, and timely and effective care. A higher score indicates better quality.

Total Facility Plus Physician Relative Price - Payment made by employees/employers via their insurance company to hospital facilities for inpatient and outpatient services. This is represented as a Percent of Medicare, meaning it compares what employees/employers paid to what Medicare would have paid for the exact same service to the same hospital in the same year. This does include physician payment, referred to as a professional fee.

Sources:

* CMS Overall Hospital Quality Star Rating: Released October 2022:

<https://data.cms.gov/provider-data/dataset/xubh-q36u>

** RAND 4.0 Hospital Price Transparency Study, Published May 2022,

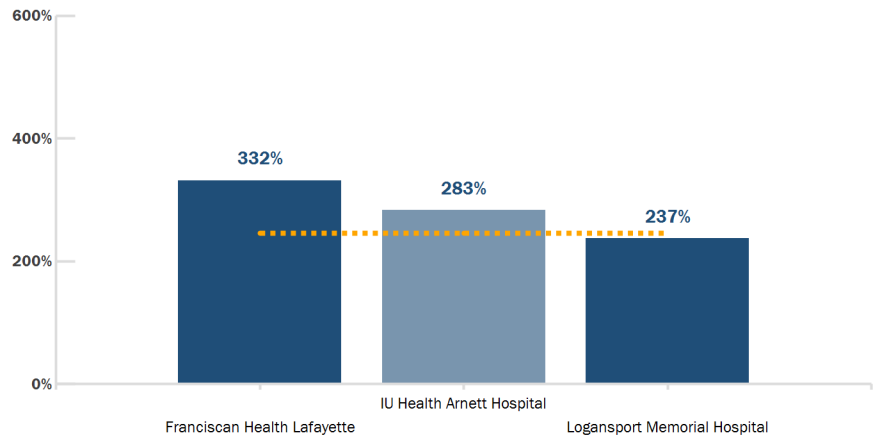
updated July 1, 2022: <https://employerptp.org/rand/4-0/>

Of note: Critical Access Hospitals are not shown in graphs because Medicare has a separate and unique payment schedule for them.

Indiana University Health reports under one CCN (150056) for Indiana University Health University Hospital, Indiana University Health Saxony Hospital, Indiana Health Methodist Hospital, and Riley Hospital for Children: https://www.ahd.com/free_profile/150056/IU_Health_Methodist_University/Indianapolis/Indiana/.

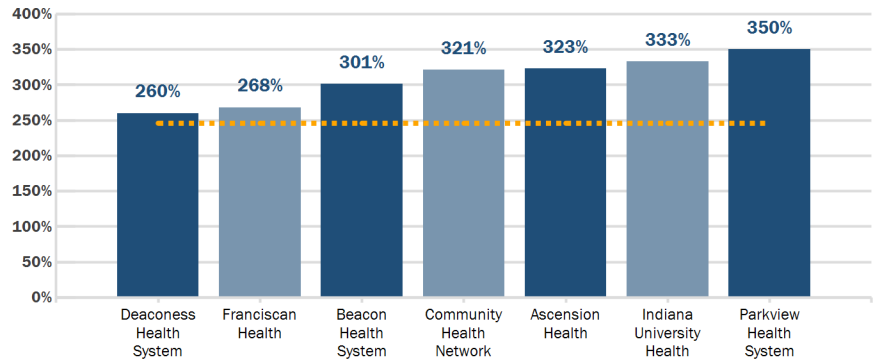
RAND Total Facility Plus Physician Relative Price (%) (2018 - 2020)

--- 2020 National Average (246%)



Indiana Health Systems - RAND Total Facility Plus Physician Relative Price (%) (2020)

--- 2020 National Average (246%)



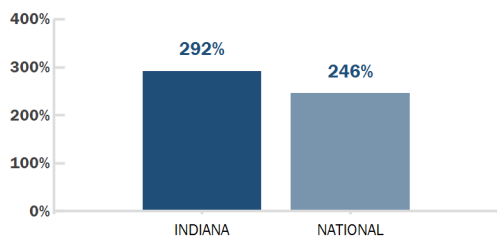


INDIANA STATE HOUSE DISTRICT 26

Hospital Name	Type*	CMS Overall Hospital Quality Star Ratings (October 2022)*	RAND Total Facility Plus Physician Relative Price (%) (2018 - 2020)**
Franciscan Health Lafayette	Non-Profit	4	332%
IU Health Arnett Hospital	Non-Profit	4	283%

Indiana Ranks **7th HIGHEST** in RAND Total Facility Plus Physician Relative Price

National vs. Indiana RAND Total Facility Plus Physician Relative Price (%) (2020)



DEFINITIONS:

CMS Overall Hospital Quality Star Rating - The Center for Medicare and Medicaid Services Overall Hospital Quality Star Rating summarizes a variety of measures across 5 areas of quality into a single star rating from 1-5 for each hospital. Measure groups include mortality, safety of care, readmission, patient experience, and timely and effective care. A higher score indicates better quality.

Total Facility Plus Physician Relative Price - Payment made by employees/employers via their insurance company to hospital facilities for inpatient and outpatient services. This is represented as a Percent of Medicare, meaning it compares what employees/employers paid to what Medicare would have paid for the exact same service to the same hospital in the same year. This does include physician payment, referred to as a professional fee.

Sources:

* CMS Overall Hospital Quality Star Rating: Released October 2022:

<https://data.cms.gov/provider-data/dataset/xubh-q36u>

** RAND 4.0 Hospital Price Transparency Study, Published May 2022,

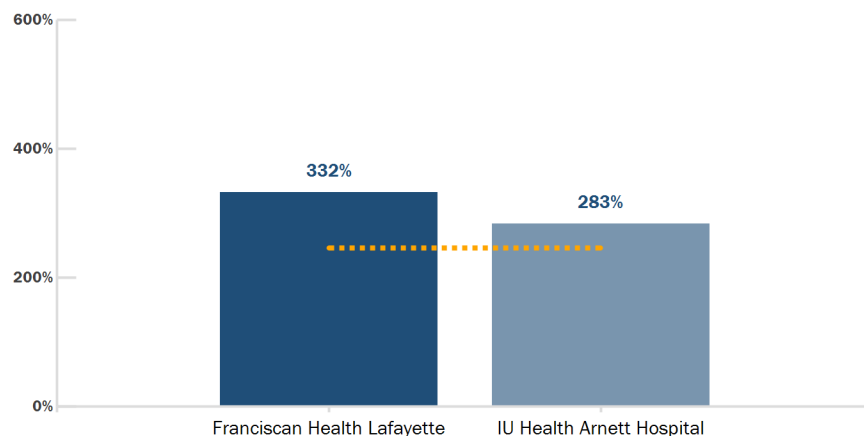
updated July 1, 2022: <https://employernp.org/rand/4-0/>

Of note: Critical Access Hospitals are not shown in graphs because Medicare has a separate and unique payment schedule for them.

Indiana University Health reports under one CCN (150056) for Indiana University Health University Hospital, Indiana University Health Saxony Hospital, Indiana Health Methodist Hospital, and Riley Hospital for Children: https://www.ahd.com/free_profile/150056/IU_Health_Methodist_University/Indianapolis/Indiana/.

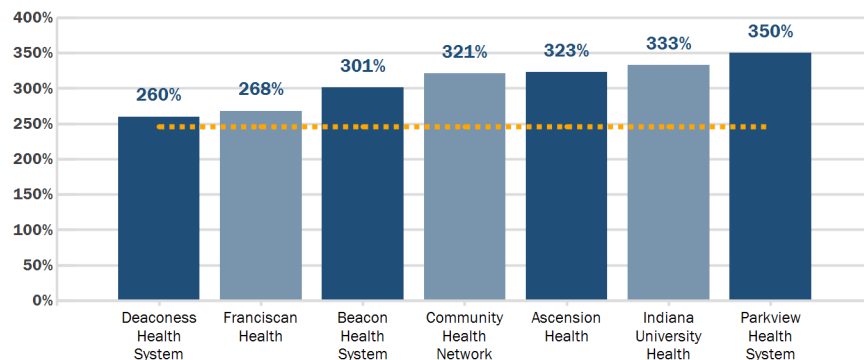
RAND Total Facility Plus Physician Relative Price (%) (2018 - 2020)

--- 2020 National Average (246%)



Indiana Health Systems - RAND Total Facility Plus Physician Relative Price (%) (2020)

--- 2020 National Average (246%)



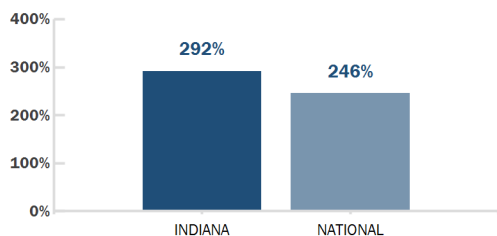


INDIANA STATE HOUSE DISTRICT 27

Hospital Name	Type*	CMS Overall Hospital Quality Star Ratings (October 2022)*	RAND Total Facility Plus Physician Relative Price (%) (2018 - 2020)**
Franciscan Health Lafayette	Non-Profit	4	332%
IU Health Arnett Hospital	Non-Profit	4	283%

Indiana Ranks **7th HIGHEST** in RAND Total Facility Plus Physician Relative Price

National vs. Indiana RAND Total Facility Plus Physician Relative Price (%) (2020)



DEFINITIONS:

CMS Overall Hospital Quality Star Rating - The Center for Medicare and Medicaid Services Overall Hospital Quality Star Rating summarizes a variety of measures across 5 areas of quality into a single star rating from 1-5 for each hospital. Measure groups include mortality, safety of care, readmission, patient experience, and timely and effective care. A higher score indicates better quality.

Total Facility Plus Physician Relative Price - Payment made by employees/employers via their insurance company to hospital facilities for inpatient and outpatient services. This is represented as a Percent of Medicare, meaning it compares what employees/employers paid to what Medicare would have paid for the exact same service to the same hospital in the same year. This does include physician payment, referred to as a professional fee.

Sources:

* CMS Overall Hospital Quality Star Rating: Released October 2022:

<https://data.cms.gov/provider-data/dataset/xubh-q36u>

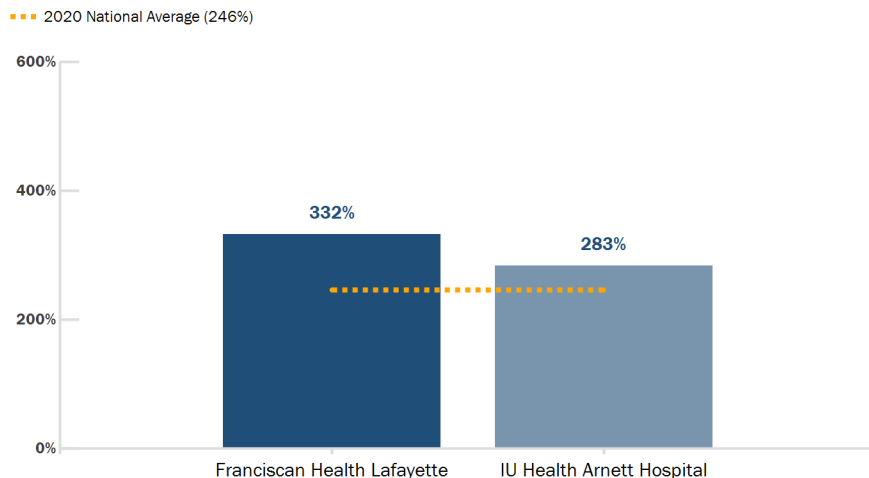
** RAND 4.0 Hospital Price Transparency Study, Published May 2022,

updated July 1, 2022: <https://employernp.org/rand/4-0/>

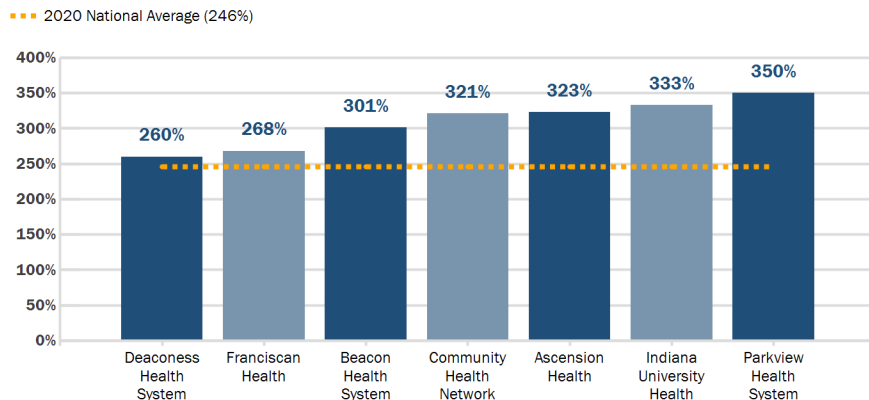
Of note: Critical Access Hospitals are not shown in graphs because Medicare has a separate and unique payment schedule for them.

Indiana University Health reports under one CCN (150056) for Indiana University Health University Hospital, Indiana University Health Saxony Hospital, Indiana Health Methodist Hospital, and Riley Hospital for Children: https://www.ahd.com/free_profile/150056/IU_Health_Methodist_University/Indianapolis/Indiana/.

RAND Total Facility Plus Physician Relative Price (%) (2018 - 2020)



Indiana Health Systems - RAND Total Facility Plus Physician Relative Price (%) (2020)



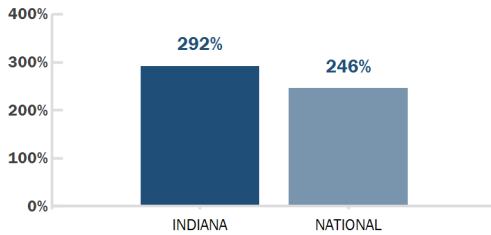


INDIANA STATE HOUSE DISTRICT 28

Hospital Name	Type*	CMS Overall Hospital Quality Star Ratings (October 2022)*	RAND Total Facility Plus Physician Relative Price (%) (2018 - 2020)**
Witham Health Services	Government - Local	4	386%
IU Health West Hospital	For-Profit	5	332%
Hendricks Regional Health	Government - Local	4	299%

Indiana Ranks **7th HIGHEST** in RAND Total Facility Plus Physician Relative Price

National vs. Indiana RAND Total Facility Plus Physician Relative Price (%) (2020)



DEFINITIONS:

CMS Overall Hospital Quality Star Rating - The Center for Medicare and Medicaid Services Overall Hospital Quality Star Rating summarizes a variety of measures across 5 areas of quality into a single star rating from 1-5 for each hospital. Measure groups include mortality, safety of care, readmission, patient experience, and timely and effective care. A higher score indicates better quality.

Total Facility Plus Physician Relative Price - Payment made by employees/employers via their insurance company to hospital facilities for inpatient and outpatient services. This is represented as a Percent of Medicare, meaning it compares what employees/employers paid to what Medicare would have paid for the exact same service to the same hospital in the same year. This does include physician payment, referred to as a professional fee.

Sources:

* CMS Overall Hospital Quality Star Rating: Released October 2022:

<https://data.cms.gov/provider-data/dataset/xubh-q36u>

** RAND 4.0 Hospital Price Transparency Study, Published May 2022,

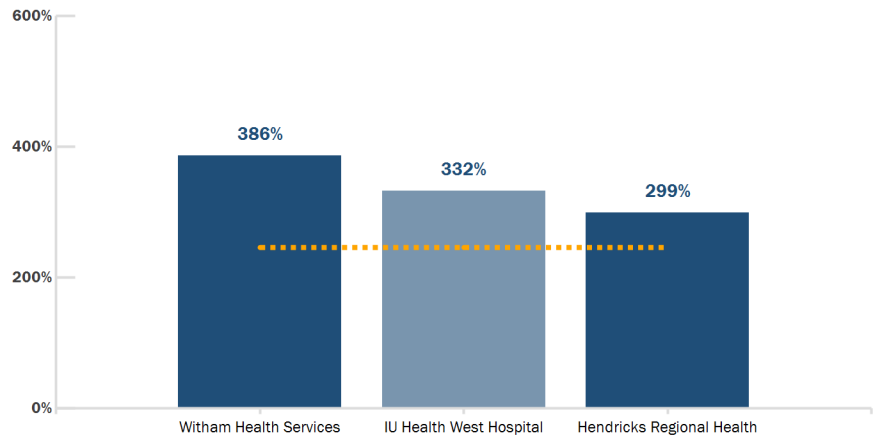
updated July 1, 2022: <https://employerptp.org/rand/4-0/>

Of note: Critical Access Hospitals are not shown in graphs because Medicare has a separate and unique payment schedule for them.

Indiana University Health reports under one CCN (150056) for Indiana University Health University Hospital, Indiana University Health Saxony Hospital, Indiana Health Methodist Hospital, and Riley Hospital for Children: https://www.ahd.com/free_profile/150056/IU_Health_Methodist_University/Indianapolis/Indiana/.

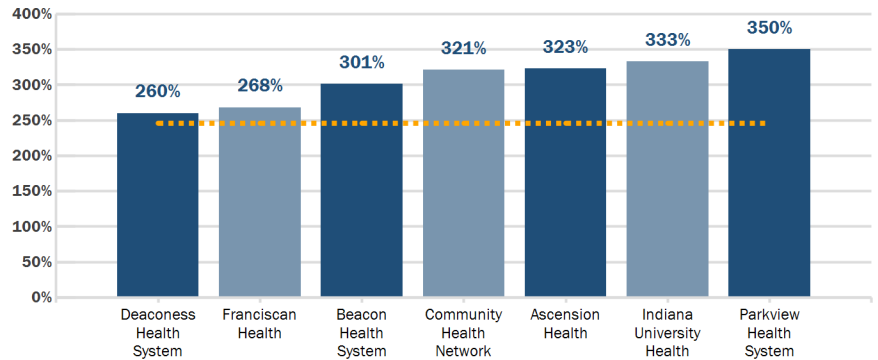
RAND Total Facility Plus Physician Relative Price (%) (2018 - 2020)

--- 2020 National Average (246%)



Indiana Health Systems - RAND Total Facility Plus Physician Relative Price (%) (2020)

--- 2020 National Average (246%)



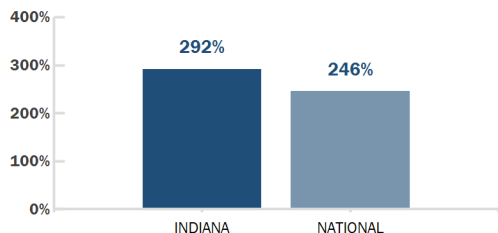


INDIANA STATE HOUSE DISTRICT 29

Hospital Name	Type*	CMS Overall Hospital Quality Star Ratings (October 2022)*	RAND Total Facility Plus Physician Relative Price (%) (2018 - 2020)**
IU Health Saxony Hospital	Non-Profit	2	346%
Ascension St. Vincent Carmel Hospital	Non-Profit	4	318%
IU Health North Hospital	Non-Profit	5	301%
Ascension St. Vincent Fishers Hospital	Non-Profit	5	291%
Riverview Health	Government - Local	3	282%

Indiana Ranks **7th HIGHEST** in RAND Total Facility Plus Physician Relative Price

National vs. Indiana RAND Total Facility Plus Physician Relative Price (%) (2020)



DEFINITIONS:

CMS Overall Hospital Quality Star Rating - The Center for Medicare and Medicaid Services Overall Hospital Quality Star Rating summarizes a variety of measures across 5 areas of quality into a single star rating from 1-5 for each hospital. Measure groups include mortality, safety of care, readmission, patient experience, and timely and effective care. A higher score indicates better quality.

Total Facility Plus Physician Relative Price - Payment made by employees/employers via their insurance company to hospital facilities for inpatient and outpatient services. This is represented as a Percent of Medicare, meaning it compares what employees/employers paid to what Medicare would have paid for the exact same service to the same hospital in the same year. This does include physician payment, referred to as a professional fee.

Sources:

* CMS Overall Hospital Quality Star Rating: Released October 2022: <https://data.cms.gov/provider-data/dataset/xubh-q36u>

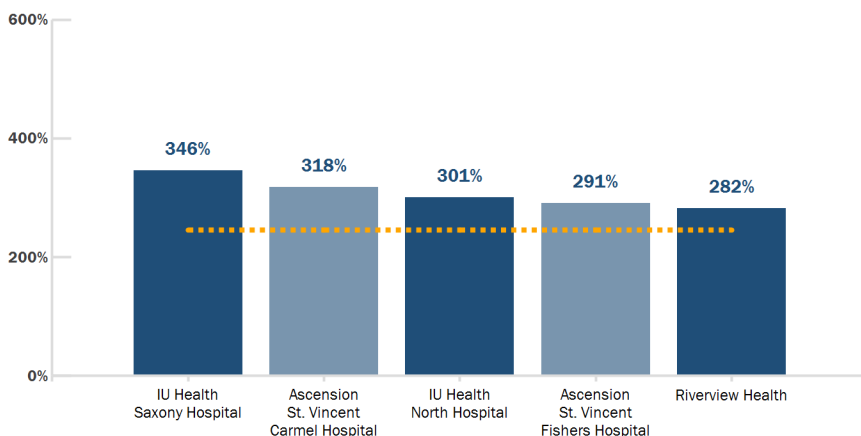
** RAND 4.0 Hospital Price Transparency Study, Published May 2022, updated July 1, 2022: <https://employerptp.org/rand/4-0/>

Of note: Critical Access Hospitals are not shown in graphs because Medicare has a separate and unique payment schedule for them.

Indiana University Health reports under one CCN (150056) for Indiana University Health University Hospital, Indiana University Health Saxony Hospital, Indiana Health Methodist Hospital, and Riley Hospital for Children: https://www.ahd.com/free_profile/150056/IU_Health_Methodist_University/Indianapolis/Indiana/.

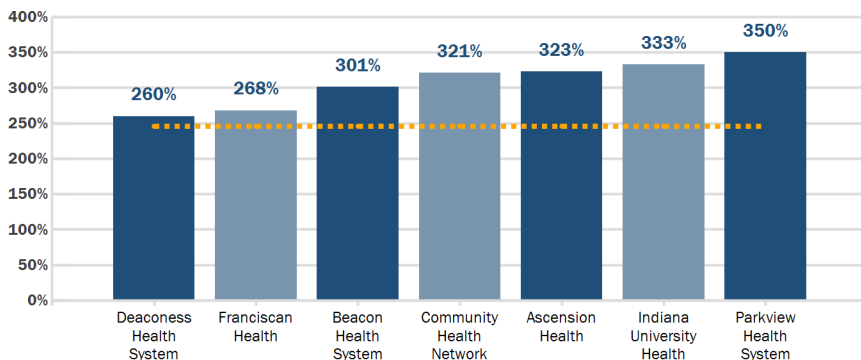
RAND Total Facility Plus Physician Relative Price (%) (2018 - 2020)

--- 2020 National Average (246%)



Indiana Health Systems - RAND Total Facility Plus Physician Relative Price (%) (2020)

--- 2020 National Average (246%)



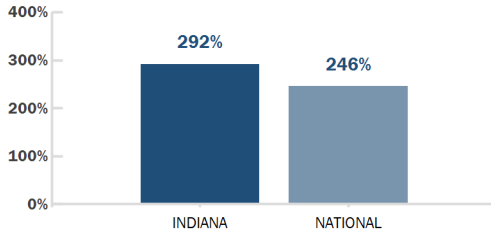


INDIANA STATE HOUSE DISTRICT 30

Hospital Name	Type*	CMS Overall Hospital Quality Star Ratings (October 2022)*	RAND Total Facility Plus Physician Relative Price (%) (2018 - 2020)**
Ascension St. Vincent Kokomo Hospital	Non-Profit	4	384%
Marion General Hospital	Non-Profit	5	324%
Community Howard Regional Health	Non-Profit	4	321%

Indiana Ranks **7th HIGHEST** in RAND Total Facility Plus Physician Relative Price

National vs. Indiana RAND Total Facility Plus Physician Relative Price (%) (2020)



DEFINITIONS:

CMS Overall Hospital Quality Star Rating - The Center for Medicare and Medicaid Services Overall Hospital Quality Star Rating summarizes a variety of measures across 5 areas of quality into a single star rating from 1-5 for each hospital. Measure groups include mortality, safety of care, readmission, patient experience, and timely and effective care. A higher score indicates better quality.

Total Facility Plus Physician Relative Price - Payment made by employees/employers via their insurance company to hospital facilities for inpatient and outpatient services. This is represented as a Percent of Medicare, meaning it compares what employees/employers paid to what Medicare would have paid for the exact same service to the same hospital in the same year. This does include physician payment, referred to as a professional fee.

Sources:

* CMS Overall Hospital Quality Star Rating: Released October 2022:

<https://data.cms.gov/provider-data/dataset/xubh-q36u>

** RAND 4.0 Hospital Price Transparency Study, Published May 2022,

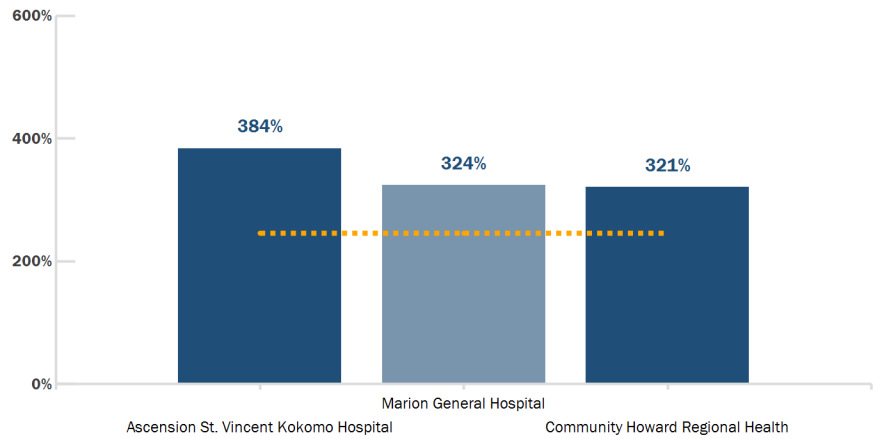
updated July 1, 2022: <https://employerptp.org/rand/4-0/>

Of note: Critical Access Hospitals are not shown in graphs because Medicare has a separate and unique payment schedule for them.

Indiana University Health reports under one CCN (150056) for Indiana University Health University Hospital, Indiana University Health Saxony Hospital, Indiana Health Methodist Hospital, and Riley Hospital for Children: https://www.ahd.com/free_profile/150056/IU_Health_Methodist_University/Indianapolis/Indiana/.

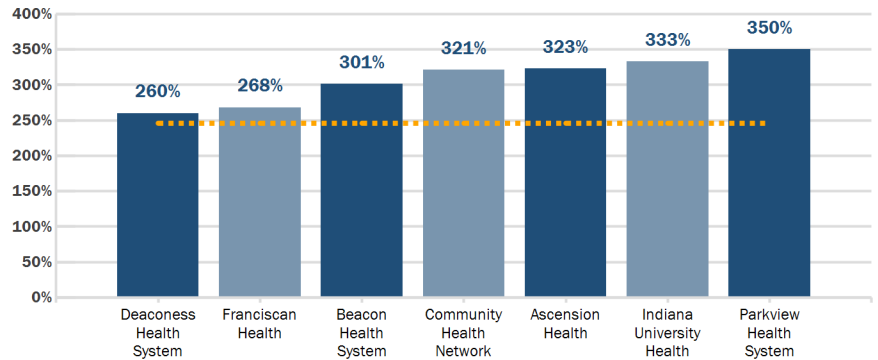
RAND Total Facility Plus Physician Relative Price (%) (2018 - 2020)

--- 2020 National Average (246%)



Indiana Health Systems - RAND Total Facility Plus Physician Relative Price (%) (2020)

--- 2020 National Average (246%)



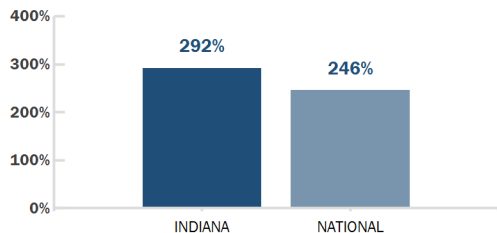


INDIANA STATE HOUSE DISTRICT 31

Hospital Name	Type*	CMS Overall Hospital Quality Star Ratings (October 2022)*	RAND Total Facility Plus Physician Relative Price (%) (2018 - 2020)**
Bluffton Regional Medical Center	For-Profit	4	324%
Marion General Hospital	Non-Profit	5	324%
IU Health Ball Memorial Hospital	Non-Profit	3	284%

Indiana Ranks **7th HIGHEST** in RAND Total Facility Plus Physician Relative Price

National vs. Indiana RAND Total Facility Plus Physician Relative Price (%) (2020)



DEFINITIONS:

CMS Overall Hospital Quality Star Rating - The Center for Medicare and Medicaid Services Overall Hospital Quality Star Rating summarizes a variety of measures across 5 areas of quality into a single star rating from 1-5 for each hospital. Measure groups include mortality, safety of care, readmission, patient experience, and timely and effective care. A higher score indicates better quality.

Total Facility Plus Physician Relative Price - Payment made by employees/employers via their insurance company to hospital facilities for inpatient and outpatient services. This is represented as a Percent of Medicare, meaning it compares what employees/employers paid to what Medicare would have paid for the exact same service to the same hospital in the same year. This does include physician payment, referred to as a professional fee.

Sources:

* CMS Overall Hospital Quality Star Rating: Released October 2022:

<https://data.cms.gov/provider-data/dataset/xubh-q36u>

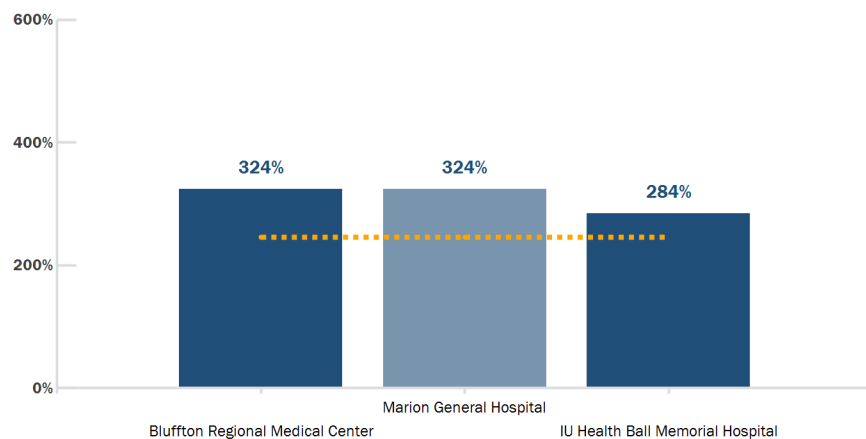
** RAND 4.0 Hospital Price Transparency Study, Published May 2022, updated July 1, 2022: <https://employerptp.org/rand/4-0/>

Of note: Critical Access Hospitals are not shown in graphs because Medicare has a separate and unique payment schedule for them.

Indiana University Health reports under one CCN (150056) for Indiana University Health University Hospital, Indiana University Health Saxony Hospital, Indiana Health Methodist Hospital, and Riley Hospital for Children: https://www.ahd.com/free_profile/150056/IU_Health_Methodist_University/Indianapolis/Indiana/.

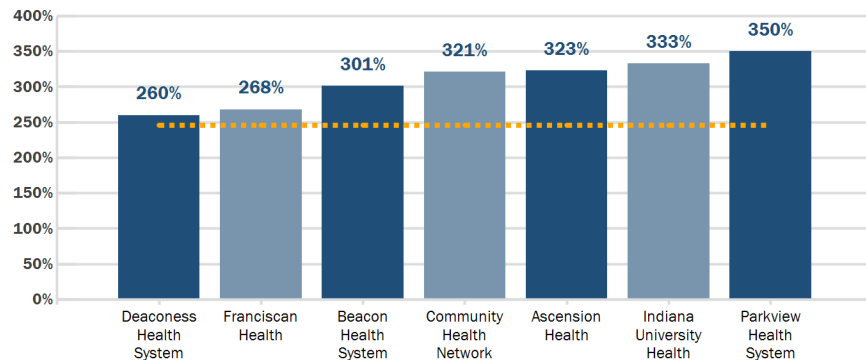
RAND Total Facility Plus Physician Relative Price (%) (2018 - 2020)

--- 2020 National Average (246%)



Indiana Health Systems - RAND Total Facility Plus Physician Relative Price (%) (2020)

--- 2020 National Average (246%)



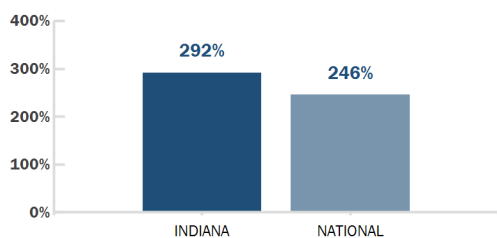


INDIANA STATE HOUSE DISTRICT 32

Hospital Name	Type*	CMS Overall Hospital Quality Star Ratings (October 2022)*	RAND Total Facility Plus Physician Relative Price (%) (2018 - 2020)**
Ascension St. Vincent Kokomo Hospital	Non-Profit	4	384%
IU Health Saxony Hospital	Non-Profit	2	346%
Ascension St. Vincent Anderson Hospital	Non-Profit	3	344%
Marion General Hospital	Non-Profit	5	324%
Community Howard Regional Health	Non-Profit	4	321%
Ascension St. Vincent Carmel Hospital	Non-Profit	4	318%
IU Health North Hospital	Non-Profit	5	301%
Ascension St. Vincent Fishers Hospital	Non-Profit	5	291%
IU Health Ball Memorial Hospital	Non-Profit	3	284%
Riverview Health	Government - Local	3	282%
Community Hospital of Anderson and Madison County	Non-Profit	4	273%

Indiana Ranks **7th HIGHEST** in RAND Total Facility Plus Physician Relative Price

National vs. Indiana RAND Total Facility Plus Physician Relative Price (%) (2020)



DEFINITIONS:

CMS Overall Hospital Quality Star Rating - The Center for Medicare and Medicaid Services Overall Hospital Quality Star Rating summarizes a variety of measures across 5 areas of quality into a single star rating from 1-5 for each hospital. Measure groups include mortality, safety of care, readmission, patient experience, and timely and effective care. A higher score indicates better quality.

Total Facility Plus Physician Relative Price - Payment made by employees/employers via their insurance company to hospital facilities for inpatient and outpatient services. This is represented as a Percent of Medicare, meaning it compares what employees/employers paid to what Medicare would have paid for the exact same service to the same hospital in the same year. This does include physician payment, referred to as a professional fee.

Sources:

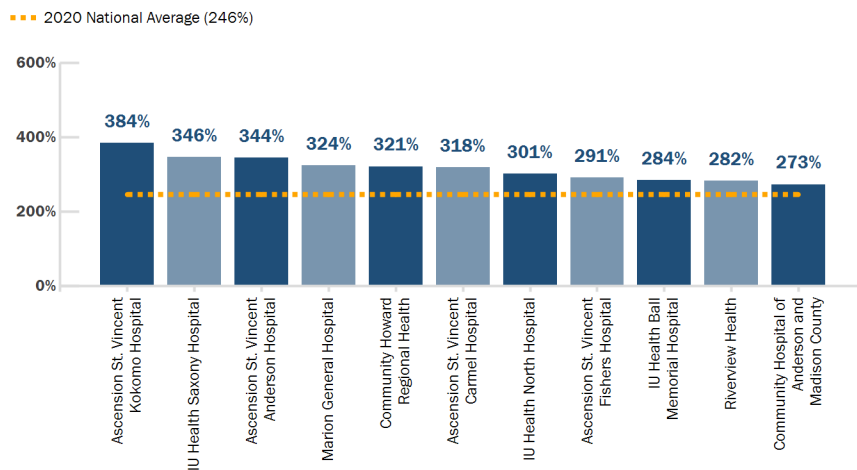
* CMS Overall Hospital Quality Star Rating: Released October 2022: <https://data.cms.gov/provider-data/dataset/xubh-q36u>

** RAND 4.0 Hospital Price Transparency Study, Published May 2022, updated July 1, 2022: <https://employerptp.org/rand/4-0/>

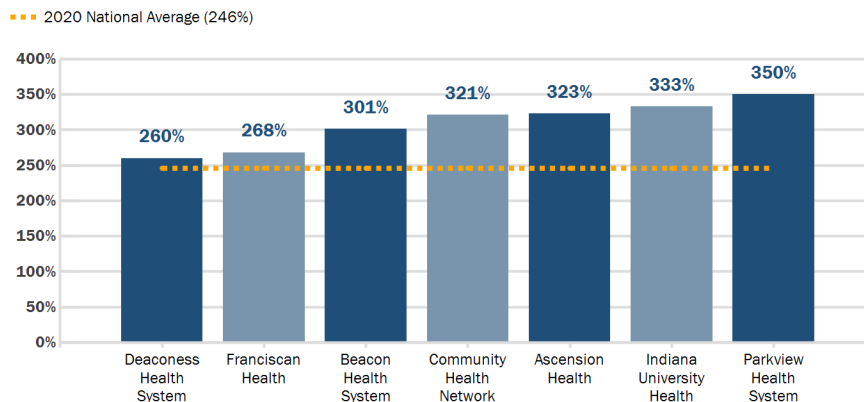
Of note: Critical Access Hospitals are not shown in graphs because Medicare has a separate and unique payment schedule for them.

Indiana University Health reports under one CCN (150056) for Indiana University Health University Hospital, Indiana University Health Saxony Hospital, Indiana Health Methodist Hospital, and Riley Hospital for Children: https://www.ahd.com/free_profile/150056/IU_Health_Methodist_University/Indianapolis/Indiana/.

RAND Total Facility Plus Physician Relative Price (%) (2018 - 2020)



Indiana Health Systems - RAND Total Facility Plus Physician Relative Price (%) (2020)





INDIANA STATE HOUSE DISTRICT 33

Hospital Name

Type*

CMS Overall Hospital
Quality Star Ratings
(October 2022)*

RAND Total Facility Plus
Physician Relative Price (%)
(2018 - 2020)**

IU Health Ball Memorial Hospital

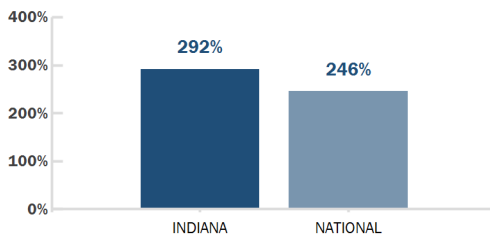
Non-Profit

3

284%

Indiana Ranks **7th HIGHEST** in RAND Total Facility Plus Physician Relative Price

National vs. Indiana RAND Total Facility Plus
Physician Relative Price (%) (2020)



DEFINITIONS:

CMS Overall Hospital Quality Star Rating - The Center for Medicare and Medicaid Services Overall Hospital Quality Star Rating summarizes a variety of measures across 5 areas of quality into a single star rating from 1-5 for each hospital. Measure groups include mortality, safety of care, readmission, patient experience, and timely and effective care. A higher score indicates better quality.

Total Facility Plus Physician Relative Price - Payment made by employees/employers via their insurance company to hospital facilities for inpatient and outpatient services. This is represented as a Percent of Medicare, meaning it compares what employees/employers paid to what Medicare would have paid for the exact same service to the same hospital in the same year. This does include physician payment, referred to as a professional fee.

Sources:

* CMS Overall Hospital Quality Star Rating: Released October 2022: <https://data.cms.gov/provider-data/dataset/xubh-q36u>

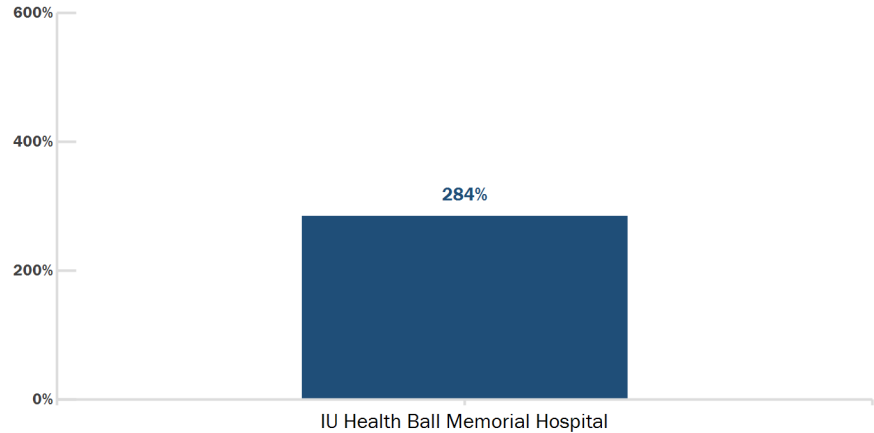
** RAND 4.0 Hospital Price Transparency Study, Published May 2022, updated July 1, 2022: <https://employerptp.org/rand/4-0/>

Of note: Critical Access Hospitals are not shown in graphs because Medicare has a separate and unique payment schedule for them.

Indiana University Health reports under one CCN (150056) for Indiana University Health University Hospital, Indiana University Health Saxony Hospital, Indiana Health Methodist Hospital, and Riley Hospital for Children: https://www.ahd.com/free_profile/150056/IU_Health_Methodist_University/Indianapolis/Indiana/.

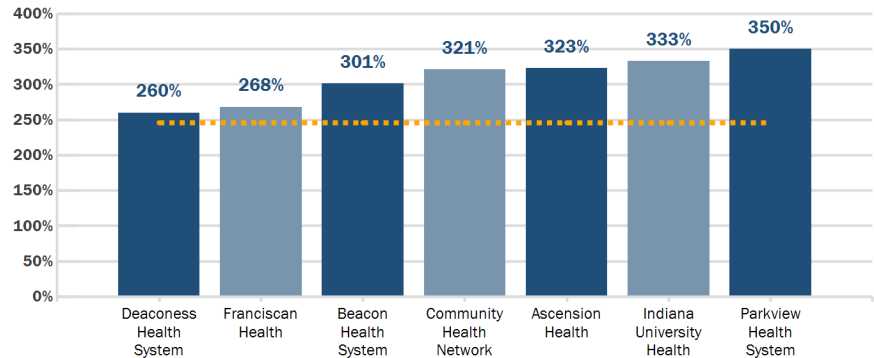
RAND Total Facility Plus Physician Relative Price (%) (2018 - 2020)

--- 2020 National Average (246%)



Indiana Health Systems - RAND Total Facility Plus Physician Relative Price (%) (2020)

--- 2020 National Average (246%)





INDIANA STATE HOUSE DISTRICT 34

Hospital Name

Type*

CMS Overall Hospital
Quality Star Ratings
(October 2022)*

RAND Total Facility Plus
Physician Relative Price (%)
(2018 - 2020)**

IU Health Ball Memorial Hospital

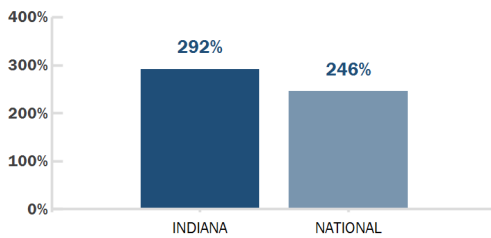
Non-Profit

3

284%

Indiana Ranks **7th HIGHEST** in RAND Total Facility Plus Physician Relative Price

National vs. Indiana RAND Total Facility Plus
Physician Relative Price (%) (2020)



DEFINITIONS:

CMS Overall Hospital Quality Star Rating - The Center for Medicare and Medicaid Services Overall Hospital Quality Star Rating summarizes a variety of measures across 5 areas of quality into a single star rating from 1-5 for each hospital. Measure groups include mortality, safety of care, readmission, patient experience, and timely and effective care. A higher score indicates better quality.

Total Facility Plus Physician Relative Price - Payment made by employees/employers via their insurance company to hospital facilities for inpatient and outpatient services. This is represented as a Percent of Medicare, meaning it compares what employees/employers paid to what Medicare would have paid for the exact same service to the same hospital in the same year. This does include physician payment, referred to as a professional fee.

Sources:

* CMS Overall Hospital Quality Star Rating: Released October 2022: <https://data.cms.gov/provider-data/dataset/xubh-q36u>

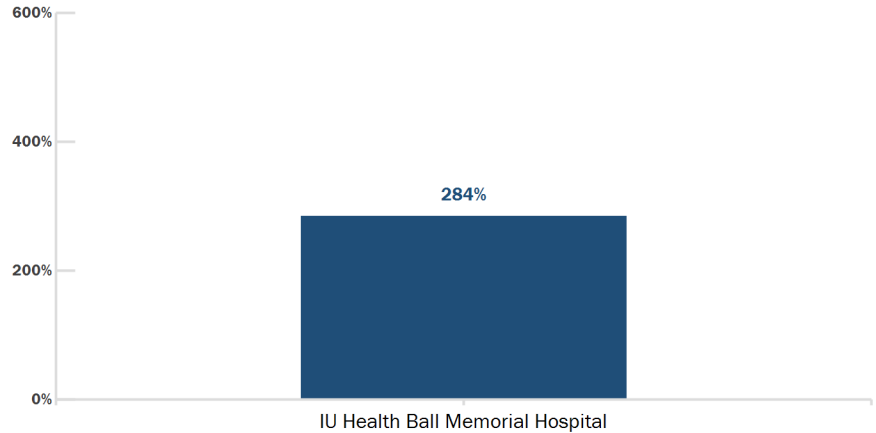
** RAND 4.0 Hospital Price Transparency Study, Published May 2022, updated July 1, 2022: <https://employerptp.org/rand/4-0/>

Of note: Critical Access Hospitals are not shown in graphs because Medicare has a separate and unique payment schedule for them.

Indiana University Health reports under one CCN (150056) for Indiana University Health University Hospital, Indiana University Health Saxony Hospital, Indiana Health Methodist Hospital, and Riley Hospital for Children: https://www.ahd.com/free_profile/150056/IU_Health_Methodist_University/Indianapolis/Indiana/.

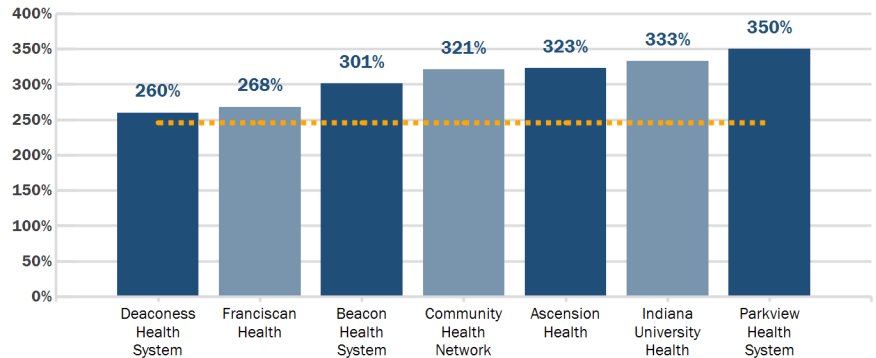
RAND Total Facility Plus Physician Relative Price (%) (2018 - 2020)

--- 2020 National Average (246%)



Indiana Health Systems - RAND Total Facility Plus Physician Relative Price (%) (2020)

--- 2020 National Average (246%)



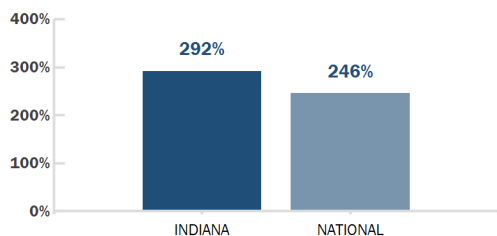


INDIANA STATE HOUSE DISTRICT 35

Hospital Name	Type*	CMS Overall Hospital Quality Star Ratings (October 2022)*	RAND Total Facility Plus Physician Relative Price (%) (2018 - 2020)**
Ascension St. Vincent Anderson Hospital	Non-Profit	3	344%
IU Health Ball Memorial Hospital	Non-Profit	3	284%
Community Hospital of Anderson and Madison County	Non-Profit	4	273%

Indiana Ranks **7th HIGHEST** in RAND Total Facility Plus Physician Relative Price

National vs. Indiana RAND Total Facility Plus Physician Relative Price (%) (2020)



DEFINITIONS:

CMS Overall Hospital Quality Star Rating - The Center for Medicare and Medicaid Services Overall Hospital Quality Star Rating summarizes a variety of measures across 5 areas of quality into a single star rating from 1-5 for each hospital. Measure groups include mortality, safety of care, readmission, patient experience, and timely and effective care. A higher score indicates better quality.

Total Facility Plus Physician Relative Price - Payment made by employees/employers via their insurance company to hospital facilities for inpatient and outpatient services. This is represented as a Percent of Medicare, meaning it compares what employees/employers paid to what Medicare would have paid for the exact same service to the same hospital in the same year. This does include physician payment, referred to as a professional fee.

Sources:

* CMS Overall Hospital Quality Star Rating: Released October 2022:

<https://data.cms.gov/provider-data/dataset/xubh-q36u>

** RAND 4.0 Hospital Price Transparency Study, Published May 2022,

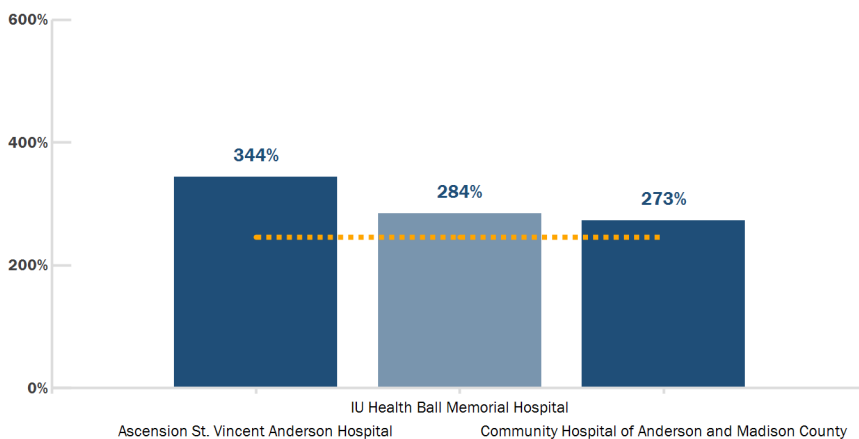
updated July 1, 2022: <https://employerptp.org/rand/4-0/>

Of note: Critical Access Hospitals are not shown in graphs because Medicare has a separate and unique payment schedule for them.

Indiana University Health reports under one CCN (150056) for Indiana University Health University Hospital, Indiana University Health Saxony Hospital, Indiana Health Methodist Hospital, and Riley Hospital for Children: https://www.ahd.com/free_profile/150056/IU_Health_Methodist_University/Indianapolis/Indiana/.

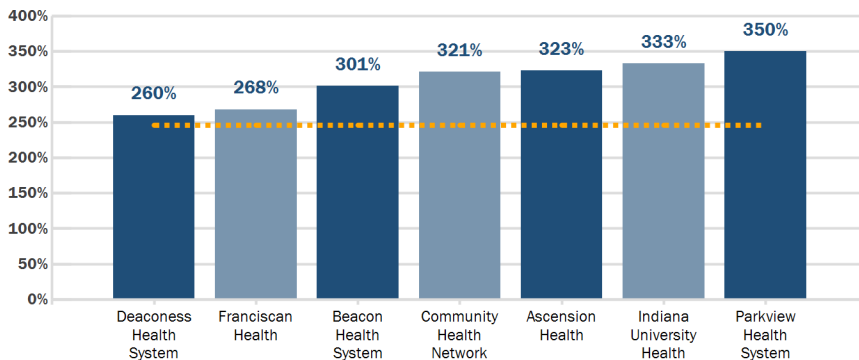
RAND Total Facility Plus Physician Relative Price (%) (2018 - 2020)

--- 2020 National Average (246%)



Indiana Health Systems - RAND Total Facility Plus Physician Relative Price (%) (2020)

--- 2020 National Average (246%)



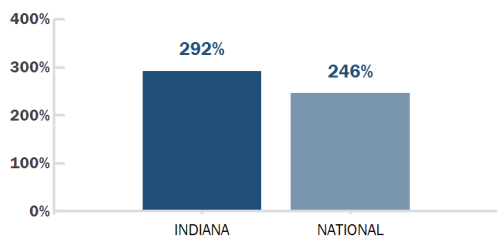


INDIANA STATE HOUSE DISTRICT 36

Hospital Name	Type*	CMS Overall Hospital Quality Star Ratings (October 2022)*	RAND Total Facility Plus Physician Relative Price (%) (2018 - 2020)**
Ascension St. Vincent Anderson Hospital	Non-Profit	3	344%
Community Hospital of Anderson and Madison County	Non-Profit	4	273%

Indiana Ranks **7th HIGHEST** in RAND Total Facility Plus Physician Relative Price

National vs. Indiana RAND Total Facility Plus Physician Relative Price (%) (2020)



DEFINITIONS:

CMS Overall Hospital Quality Star Rating - The Center for Medicare and Medicaid Services Overall Hospital Quality Star Rating summarizes a variety of measures across 5 areas of quality into a single star rating from 1-5 for each hospital. Measure groups include mortality, safety of care, readmission, patient experience, and timely and effective care. A higher score indicates better quality.

Total Facility Plus Physician Relative Price - Payment made by employees/employers via their insurance company to hospital facilities for inpatient and outpatient services. This is represented as a Percent of Medicare, meaning it compares what employees/employers paid to what Medicare would have paid for the exact same service to the same hospital in the same year. This does include physician payment, referred to as a professional fee.

Sources:

* CMS Overall Hospital Quality Star Rating: Released October 2022:

<https://data.cms.gov/provider-data/dataset/xubh-q36u>

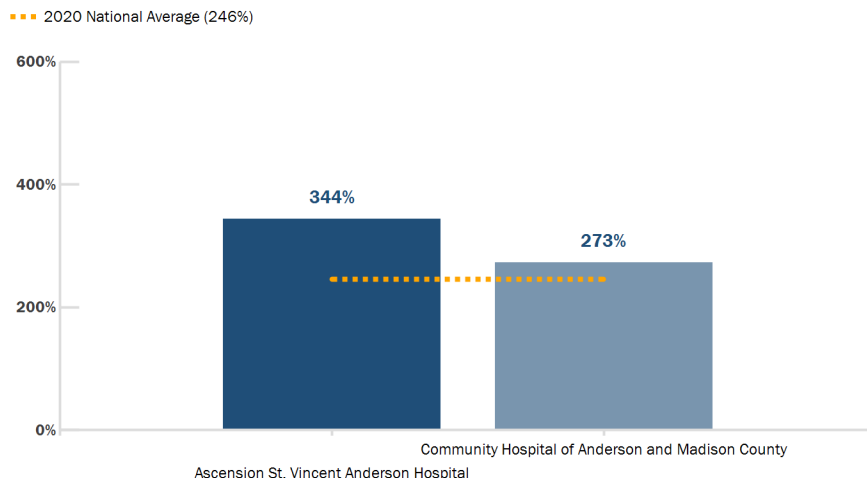
** RAND 4.0 Hospital Price Transparency Study, Published May 2022,

updated July 1, 2022: <https://employernp.org/rand/4-0/>

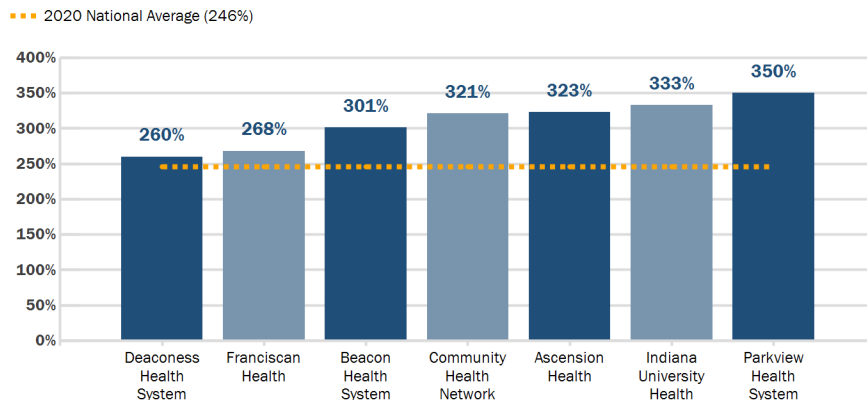
Of note: Critical Access Hospitals are not shown in graphs because Medicare has a separate and unique payment schedule for them.

Indiana University Health reports under one CCN (150056) for Indiana University Health University Hospital, Indiana University Health Saxony Hospital, Indiana Health Methodist Hospital, and Riley Hospital for Children: https://www.ahd.com/free_profile/150056/IU_Health_Methodist_University/Indianapolis/Indiana/.

RAND Total Facility Plus Physician Relative Price (%) (2018 - 2020)



Indiana Health Systems - RAND Total Facility Plus Physician Relative Price (%) (2020)



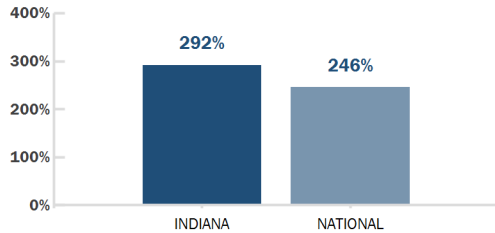


INDIANA STATE HOUSE DISTRICT 37

Hospital Name	Type*	CMS Overall Hospital Quality Star Ratings (October 2022)*	RAND Total Facility Plus Physician Relative Price (%) (2018 - 2020)**
IU Health Saxony Hospital	Non-Profit	2	346%
Ascension St. Vincent Carmel Hospital	Non-Profit	4	318%
IU Health North Hospital	Non-Profit	5	301%
Ascension St. Vincent Fishers Hospital	Non-Profit	5	291%
Riverview Health	Government - Local	3	282%

Indiana Ranks **7th HIGHEST** in RAND Total Facility Plus Physician Relative Price

National vs. Indiana RAND Total Facility Plus Physician Relative Price (%) (2020)



DEFINITIONS:

CMS Overall Hospital Quality Star Rating - The Center for Medicare and Medicaid Services Overall Hospital Quality Star Rating summarizes a variety of measures across 5 areas of quality into a single star rating from 1-5 for each hospital. Measure groups include mortality, safety of care, readmission, patient experience, and timely and effective care. A higher score indicates better quality.

Total Facility Plus Physician Relative Price - Payment made by employees/employers via their insurance company to hospital facilities for inpatient and outpatient services. This is represented as a Percent of Medicare, meaning it compares what employees/employers paid to what Medicare would have paid for the exact same service to the same hospital in the same year. This does include physician payment, referred to as a professional fee.

Sources:

* CMS Overall Hospital Quality Star Rating: Released October 2022: <https://data.cms.gov/provider-data/dataset/xubh-q36u>

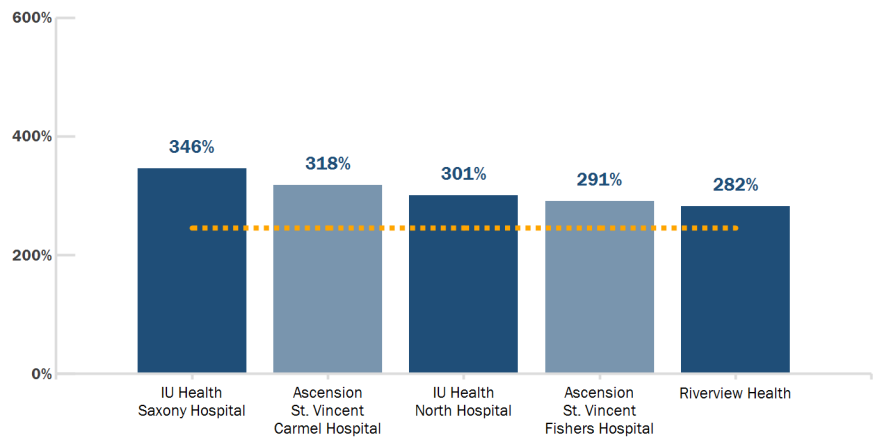
** RAND 4.0 Hospital Price Transparency Study, Published May 2022, updated July 1, 2022: <https://employerptp.org/rand/4-0/>

Of note: Critical Access Hospitals are not shown in graphs because Medicare has a separate and unique payment schedule for them.

Indiana University Health reports under one CCN (150056) for Indiana University Health University Hospital, Indiana University Health Saxony Hospital, Indiana Health Methodist Hospital, and Riley Hospital for Children: https://www.ahd.com/free_profile/150056/IU_Health_Methodist_University/Indianapolis/Indiana/.

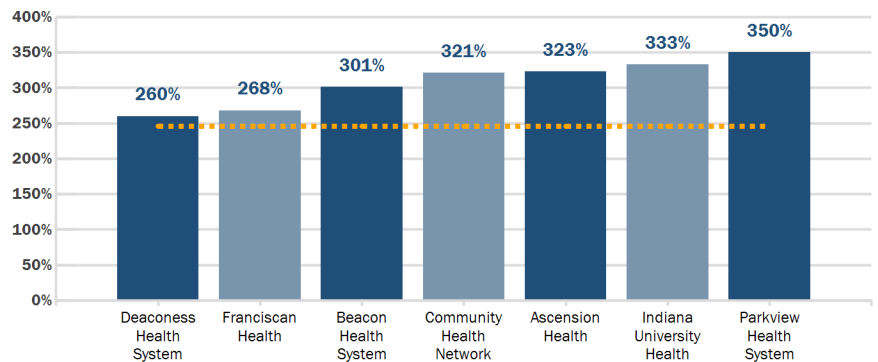
RAND Total Facility Plus Physician Relative Price (%) (2018 - 2020)

--- 2020 National Average (246%)



Indiana Health Systems - RAND Total Facility Plus Physician Relative Price (%) (2020)

--- 2020 National Average (246%)



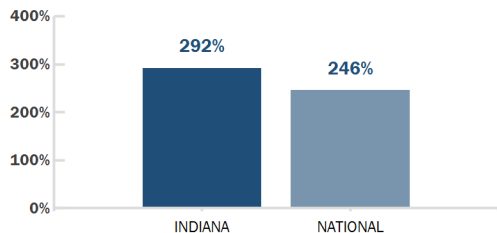


INDIANA STATE HOUSE DISTRICT 38

Hospital Name	Type*	CMS Overall Hospital Quality Star Ratings (October 2022)*	RAND Total Facility Plus Physician Relative Price (%) (2018 - 2020)**
Ascension St. Vincent Kokomo Hospital	Non-Profit	4	384%
Community Howard Regional Health	Non-Profit	4	321%
Logansport Memorial Hospital	Government - Local	2	237%

Indiana Ranks **7th HIGHEST** in RAND Total Facility Plus Physician Relative Price

National vs. Indiana RAND Total Facility Plus Physician Relative Price (%) (2020)



DEFINITIONS:

CMS Overall Hospital Quality Star Rating - The Center for Medicare and Medicaid Services Overall Hospital Quality Star Rating summarizes a variety of measures across 5 areas of quality into a single star rating from 1-5 for each hospital. Measure groups include mortality, safety of care, readmission, patient experience, and timely and effective care. A higher score indicates better quality.

Total Facility Plus Physician Relative Price - Payment made by employees/employers via their insurance company to hospital facilities for inpatient and outpatient services. This is represented as a Percent of Medicare, meaning it compares what employees/employers paid to what Medicare would have paid for the exact same service to the same hospital in the same year. This does include physician payment, referred to as a professional fee.

Sources:

* CMS Overall Hospital Quality Star Rating: Released October 2022:

<https://data.cms.gov/provider-data/dataset/xubh-q36u>

** RAND 4.0 Hospital Price Transparency Study, Published May 2022,

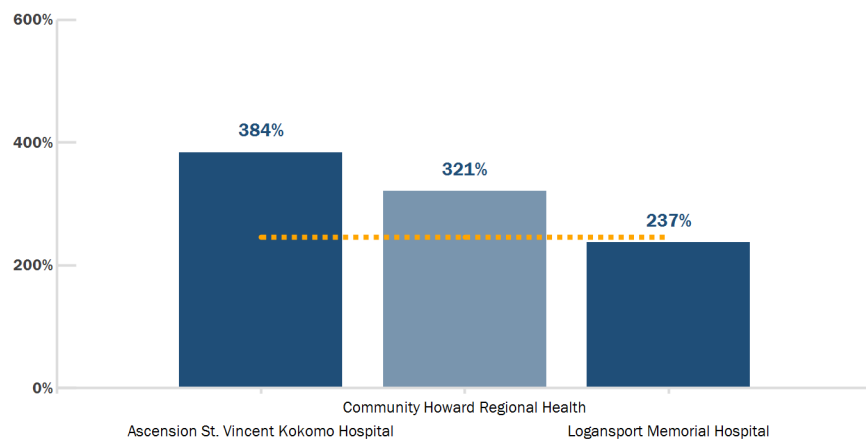
updated July 1, 2022: <https://employerptp.org/rand/4-0/>

Of note: Critical Access Hospitals are not shown in graphs because Medicare has a separate and unique payment schedule for them.

Indiana University Health reports under one CCN (150056) for Indiana University Health University Hospital, Indiana University Health Saxony Hospital, Indiana Health Methodist Hospital, and Riley Hospital for Children: https://www.ahd.com/free_profile/150056/IU_Health_Methodist_University/Indianapolis/Indiana/.

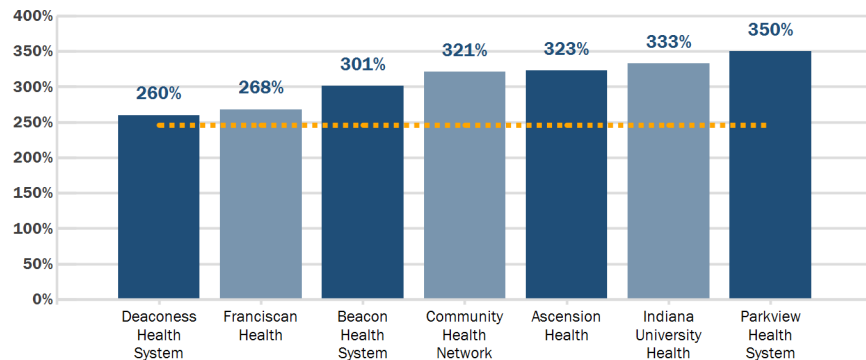
RAND Total Facility Plus Physician Relative Price (%) (2018 - 2020)

2020 National Average (246%)



Indiana Health Systems - RAND Total Facility Plus Physician Relative Price (%) (2020)

2020 National Average (246%)



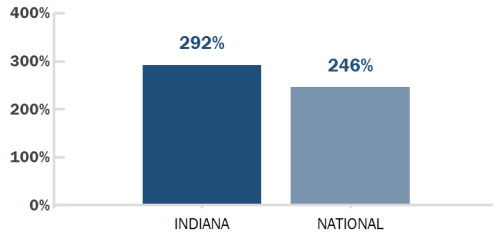


INDIANA STATE HOUSE DISTRICT 39

Hospital Name	Type*	CMS Overall Hospital Quality Star Ratings (October 2022)*	RAND Total Facility Plus Physician Relative Price (%) (2018 - 2020)**
IU Health Saxony Hospital	Non-Profit	2	346%
Ascension St. Vincent Carmel Hospital	Non-Profit	4	318%
IU Health North Hospital	Non-Profit	5	301%
Ascension St. Vincent Fishers Hospital	Non-Profit	5	291%
Riverview Health	Government - Local	3	282%

Indiana Ranks **7th HIGHEST** in RAND Total Facility Plus Physician Relative Price

National vs. Indiana RAND Total Facility Plus Physician Relative Price (%) (2020)



DEFINITIONS:

CMS Overall Hospital Quality Star Rating - The Center for Medicare and Medicaid Services Overall Hospital Quality Star Rating summarizes a variety of measures across 5 areas of quality into a single star rating from 1-5 for each hospital. Measure groups include mortality, safety of care, readmission, patient experience, and timely and effective care. A higher score indicates better quality.

Total Facility Plus Physician Relative Price - Payment made by employees/employers via their insurance company to hospital facilities for inpatient and outpatient services. This is represented as a Percent of Medicare, meaning it compares what employees/employers paid to what Medicare would have paid for the exact same service to the same hospital in the same year. This does include physician payment, referred to as a professional fee.

Sources:

* CMS Overall Hospital Quality Star Rating: Released October 2022: <https://data.cms.gov/provider-data/dataset/xubh-q36u>

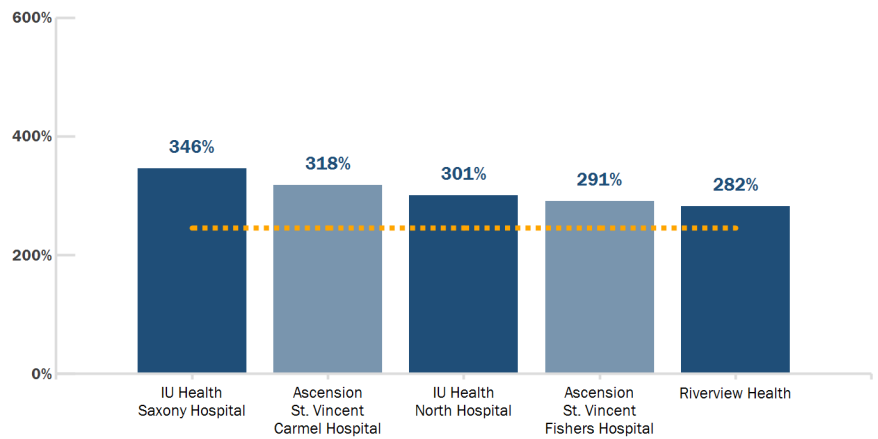
** RAND 4.0 Hospital Price Transparency Study, Published May 2022, updated July 1, 2022: <https://employerptp.org/rand/4-0/>

Of note: Critical Access Hospitals are not shown in graphs because Medicare has a separate and unique payment schedule for them.

Indiana University Health reports under one CCN (150056) for Indiana University Health University Hospital, Indiana University Health Saxony Hospital, Indiana Health Methodist Hospital, and Riley Hospital for Children: https://www.ahd.com/free_profile/150056/IU_Health_Methodist_University/Indianapolis/Indiana/.

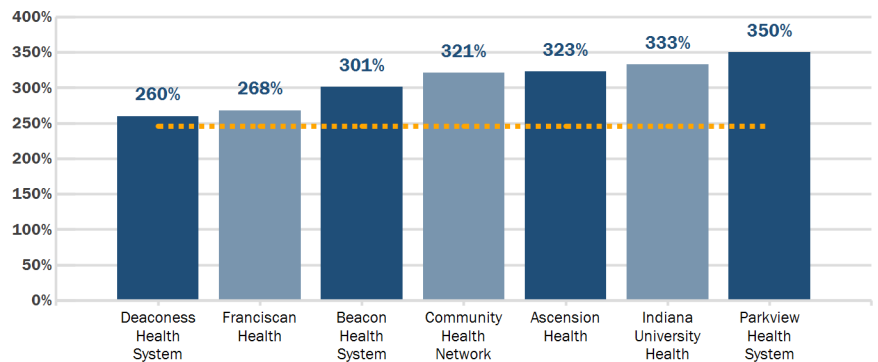
RAND Total Facility Plus Physician Relative Price (%) (2018 - 2020)

--- 2020 National Average (246%)



Indiana Health Systems - RAND Total Facility Plus Physician Relative Price (%) (2020)

--- 2020 National Average (246%)



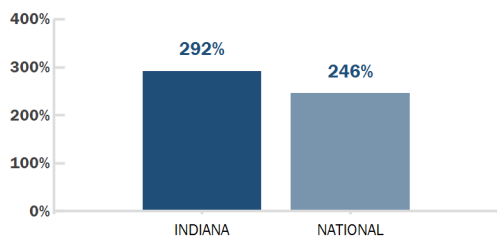


INDIANA STATE HOUSE DISTRICT 40

Hospital Name	Type*	CMS Overall Hospital Quality Star Ratings (October 2022)*	RAND Total Facility Plus Physician Relative Price (%) (2018 - 2020)**
IU Health West Hospital	For-Profit	5	332%
Hendricks Regional Health	Government - Local	4	299%

Indiana Ranks **7th HIGHEST** in RAND Total Facility Plus Physician Relative Price

National vs. Indiana RAND Total Facility Plus Physician Relative Price (%) (2020)



DEFINITIONS:

CMS Overall Hospital Quality Star Rating - The Center for Medicare and Medicaid Services Overall Hospital Quality Star Rating summarizes a variety of measures across 5 areas of quality into a single star rating from 1-5 for each hospital. Measure groups include mortality, safety of care, readmission, patient experience, and timely and effective care. A higher score indicates better quality.

Total Facility Plus Physician Relative Price - Payment made by employees/employers via their insurance company to hospital facilities for inpatient and outpatient services. This is represented as a Percent of Medicare, meaning it compares what employees/employers paid to what Medicare would have paid for the exact same service to the same hospital in the same year. This does include physician payment, referred to as a professional fee.

Sources:

* CMS Overall Hospital Quality Star Rating: Released October 2022:

<https://data.cms.gov/provider-data/dataset/xubh-q36u>

** RAND 4.0 Hospital Price Transparency Study, Published May 2022,

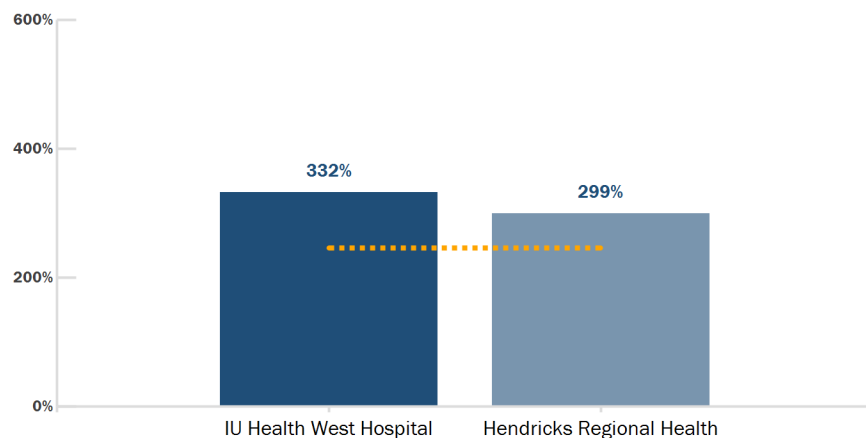
updated July 1, 2022: <https://employernp.org/rand/4-0/>

Of note: Critical Access Hospitals are not shown in graphs because Medicare has a separate and unique payment schedule for them.

Indiana University Health reports under one CCN (150056) for Indiana University Health University Hospital, Indiana University Health Saxony Hospital, Indiana Health Methodist Hospital, and Riley Hospital for Children: https://www.ahd.com/free_profile/150056/IU_Health_Methodist_University/Indianapolis/Indiana/.

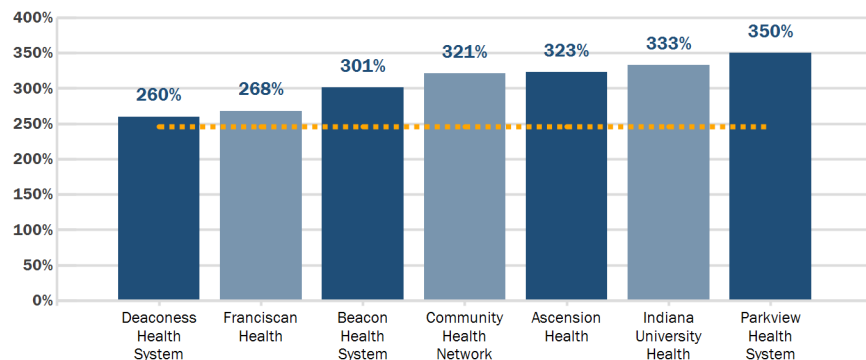
RAND Total Facility Plus Physician Relative Price (%) (2018 - 2020)

--- 2020 National Average (246%)



Indiana Health Systems - RAND Total Facility Plus Physician Relative Price (%) (2020)

--- 2020 National Average (246%)



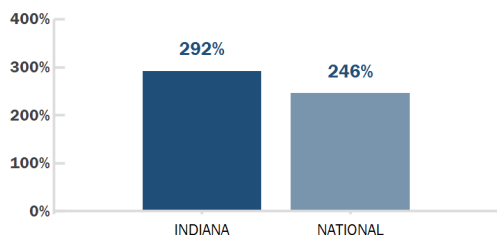


INDIANA STATE HOUSE DISTRICT 41

Hospital Name	Type*	CMS Overall Hospital Quality Star Ratings (October 2022)*	RAND Total Facility Plus Physician Relative Price (%) (2018 - 2020)**
Franciscan Health Crawfordsville	Non-Profit	4	465%
Witham Health Services	Government - Local	4	386%
Franciscan Health Lafayette	Non-Profit	4	332%
IU Health Arnett Hospital	Non-Profit	4	283%

Indiana Ranks **7th HIGHEST** in RAND Total Facility Plus Physician Relative Price

National vs. Indiana RAND Total Facility Plus Physician Relative Price (%) (2020)



DEFINITIONS:

CMS Overall Hospital Quality Star Rating - The Center for Medicare and Medicaid Services Overall Hospital Quality Star Rating summarizes a variety of measures across 5 areas of quality into a single star rating from 1-5 for each hospital. Measure groups include mortality, safety of care, readmission, patient experience, and timely and effective care. A higher score indicates better quality.

Total Facility Plus Physician Relative Price - Payment made by employees/employers via their insurance company to hospital facilities for inpatient and outpatient services. This is represented as a Percent of Medicare, meaning it compares what employees/employers paid to what Medicare would have paid for the exact same service to the same hospital in the same year. This does include physician payment, referred to as a professional fee.

Sources:

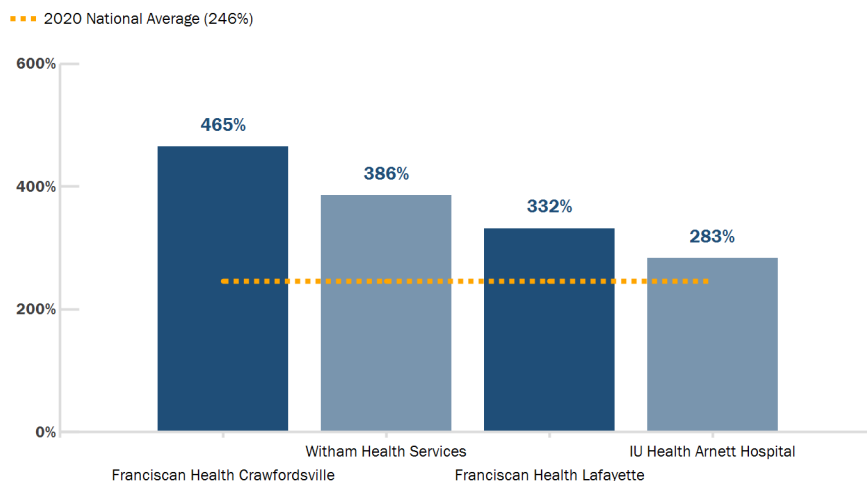
* CMS Overall Hospital Quality Star Rating: Released October 2022: <https://data.cms.gov/provider-data/dataset/xubh-q36u>

** RAND 4.0 Hospital Price Transparency Study, Published May 2022, updated July 1, 2022: <https://employerptp.org/rand/4-0/>

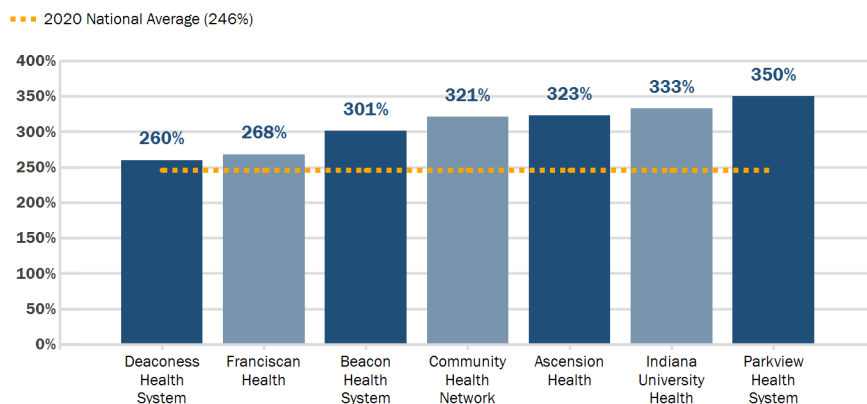
Of note: Critical Access Hospitals are not shown in graphs because Medicare has a separate and unique payment schedule for them.

Indiana University Health reports under one CCN (150056) for Indiana University Health University Hospital, Indiana University Health Saxony Hospital, Indiana Health Methodist Hospital, and Riley Hospital for Children: https://www.ahd.com/free_profile/150056/IU_Health_Methodist_University/Indianapolis/Indiana/.

RAND Total Facility Plus Physician Relative Price (%) (2018 - 2020)



Indiana Health Systems - RAND Total Facility Plus Physician Relative Price (%) (2020)



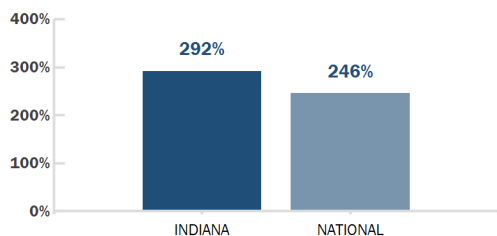


INDIANA STATE HOUSE DISTRICT 42

Hospital Name	Type*	CMS Overall Hospital Quality Star Ratings (October 2022)*	RAND Total Facility Plus Physician Relative Price (%) (2018 - 2020)**
Terre Haute Regional Hospital	For-Profit	3	299%
Union Hospital	Non-Profit	3	282%

Indiana Ranks **7th HIGHEST** in RAND Total Facility Plus Physician Relative Price

National vs. Indiana RAND Total Facility Plus Physician Relative Price (%) (2020)



DEFINITIONS:

CMS Overall Hospital Quality Star Rating - The Center for Medicare and Medicaid Services Overall Hospital Quality Star Rating summarizes a variety of measures across 5 areas of quality into a single star rating from 1-5 for each hospital. Measure groups include mortality, safety of care, readmission, patient experience, and timely and effective care. A higher score indicates better quality.

Total Facility Plus Physician Relative Price - Payment made by employees/employers via their insurance company to hospital facilities for inpatient and outpatient services. This is represented as a Percent of Medicare, meaning it compares what employees/employers paid to what Medicare would have paid for the exact same service to the same hospital in the same year. This does include physician payment, referred to as a professional fee.

Sources:

* CMS Overall Hospital Quality Star Rating: Released October 2022:

<https://data.cms.gov/provider-data/dataset/xubh-q36u>

** RAND 4.0 Hospital Price Transparency Study, Published May 2022,

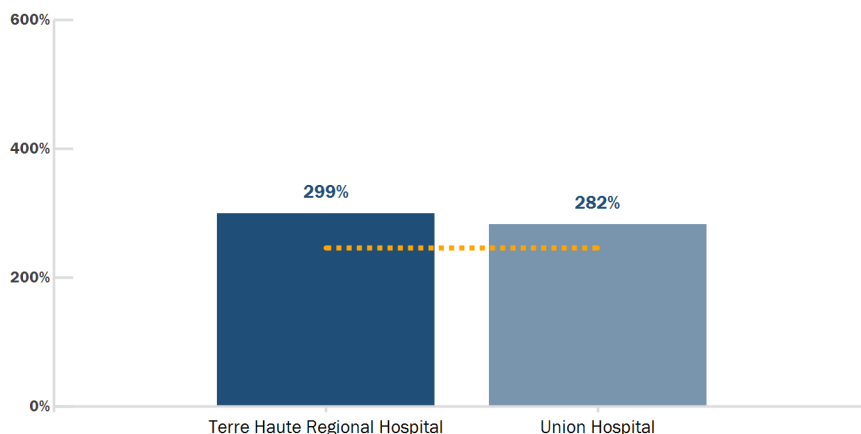
updated July 1, 2022: <https://employernp.org/rand/4-0/>

Of note: Critical Access Hospitals are not shown in graphs because Medicare has a separate and unique payment schedule for them.

Indiana University Health reports under one CCN (150056) for Indiana University Health University Hospital, Indiana University Health Saxony Hospital, Indiana Health Methodist Hospital, and Riley Hospital for Children: https://www.ahd.com/free_profile/150056/IU_Health_Methodist_University/Indianapolis/Indiana/.

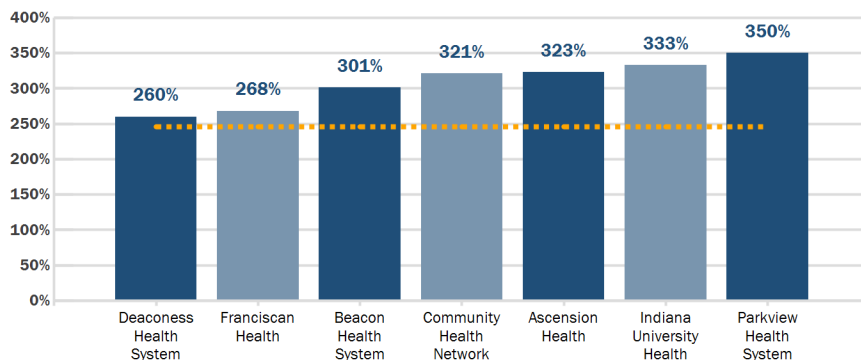
RAND Total Facility Plus Physician Relative Price (%) (2018 - 2020)

--- 2020 National Average (246%)



Indiana Health Systems - RAND Total Facility Plus Physician Relative Price (%) (2020)

--- 2020 National Average (246%)



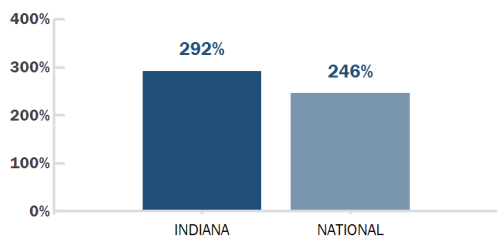


INDIANA STATE HOUSE DISTRICT 43

Hospital Name	Type*	CMS Overall Hospital Quality Star Ratings (October 2022)*	RAND Total Facility Plus Physician Relative Price (%) (2018 - 2020)**
Terre Haute Regional Hospital	For-Profit	3	299%
Union Hospital	Non-Profit	3	282%

Indiana Ranks **7th HIGHEST** in RAND Total Facility Plus Physician Relative Price

National vs. Indiana RAND Total Facility Plus Physician Relative Price (%) (2020)



DEFINITIONS:

CMS Overall Hospital Quality Star Rating - The Center for Medicare and Medicaid Services Overall Hospital Quality Star Rating summarizes a variety of measures across 5 areas of quality into a single star rating from 1-5 for each hospital. Measure groups include mortality, safety of care, readmission, patient experience, and timely and effective care. A higher score indicates better quality.

Total Facility Plus Physician Relative Price - Payment made by employees/employers via their insurance company to hospital facilities for inpatient and outpatient services. This is represented as a Percent of Medicare, meaning it compares what employees/employers paid to what Medicare would have paid for the exact same service to the same hospital in the same year. This does include physician payment, referred to as a professional fee.

Sources:

* CMS Overall Hospital Quality Star Rating: Released October 2022:

<https://data.cms.gov/provider-data/dataset/xubh-q36u>

** RAND 4.0 Hospital Price Transparency Study, Published May 2022,

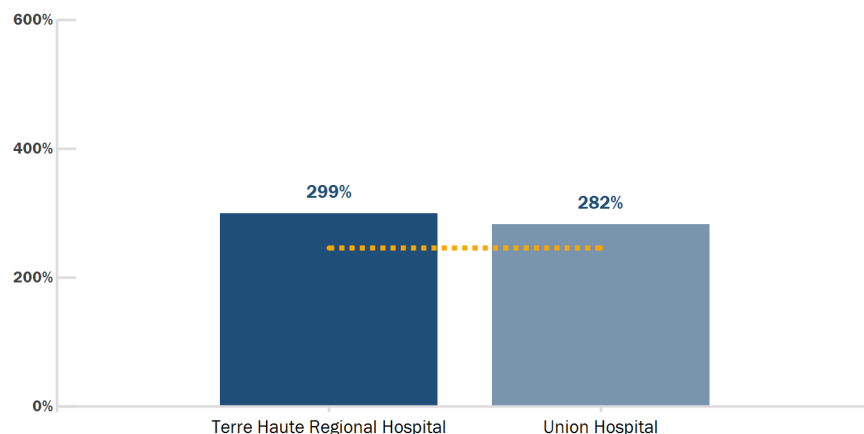
updated July 1, 2022: <https://employernp.org/rand/4-0/>

Of note: Critical Access Hospitals are not shown in graphs because Medicare has a separate and unique payment schedule for them.

Indiana University Health reports under one CCN (150056) for Indiana University Health University Hospital, Indiana University Health Saxony Hospital, Indiana Health Methodist Hospital, and Riley Hospital for Children: https://www.ahd.com/free_profile/150056/IU_Health_Methodist_University/Indianapolis/Indiana/.

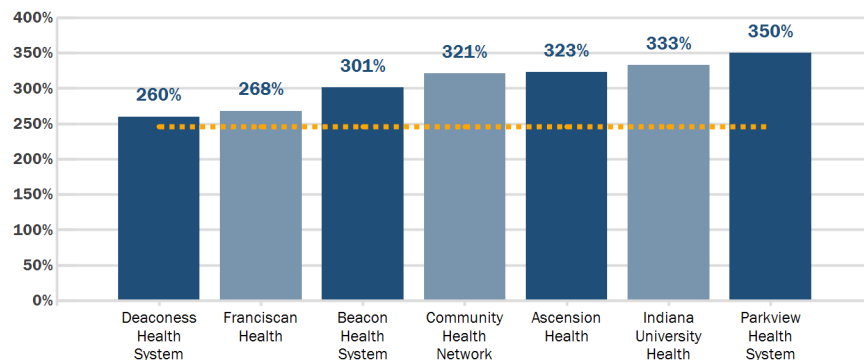
RAND Total Facility Plus Physician Relative Price (%) (2018 - 2020)

--- 2020 National Average (246%)



Indiana Health Systems - RAND Total Facility Plus Physician Relative Price (%) (2020)

--- 2020 National Average (246%)





INDIANA STATE HOUSE DISTRICT 44

Hospital Name

Type*

CMS Overall Hospital
Quality Star Ratings
(October 2022)*

RAND Total Facility Plus
Physician Relative Price (%)
(2018 - 2020)**

Franciscan Health Mooresville

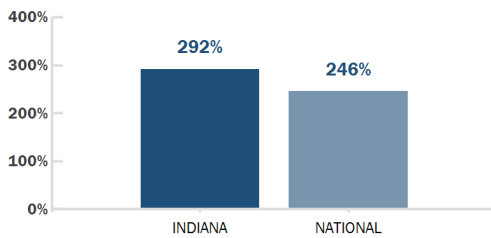
Non-Profit

5

268%

Indiana Ranks **7th HIGHEST** in RAND Total Facility Plus Physician Relative Price

National vs. Indiana RAND Total Facility Plus
Physician Relative Price (%) (2020)



DEFINITIONS:

CMS Overall Hospital Quality Star Rating - The Center for Medicare and Medicaid Services Overall Hospital Quality Star Rating summarizes a variety of measures across 5 areas of quality into a single star rating from 1-5 for each hospital. Measure groups include mortality, safety of care, readmission, patient experience, and timely and effective care. A higher score indicates better quality.

Total Facility Plus Physician Relative Price - Payment made by employees/employers via their insurance company to hospital facilities for inpatient and outpatient services. This is represented as a Percent of Medicare, meaning it compares what employees/employers paid to what Medicare would have paid for the exact same service to the same hospital in the same year. This does include physician payment, referred to as a professional fee.

Sources:

* CMS Overall Hospital Quality Star Rating: Released October 2022: <https://data.cms.gov/provider-data/dataset/xubh-q36u>

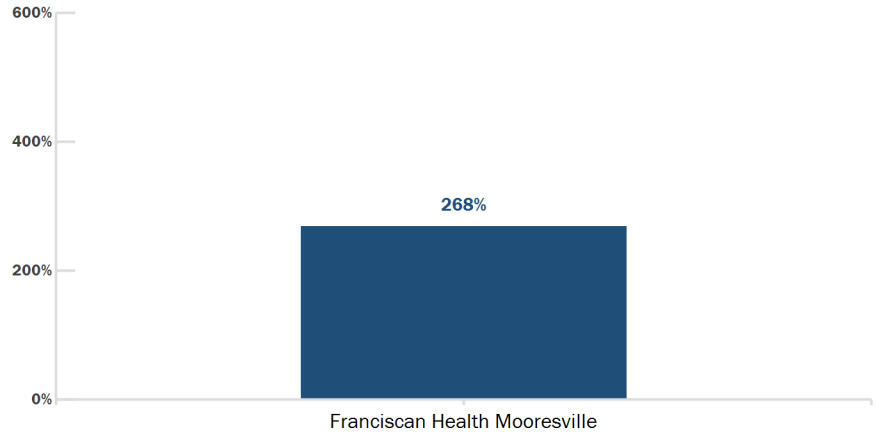
** RAND 4.0 Hospital Price Transparency Study, Published May 2022, updated July 1, 2022: <https://employerptp.org/rand/4-0/>

Of note: Critical Access Hospitals are not shown in graphs because Medicare has a separate and unique payment schedule for them.

Indiana University Health reports under one CCN (150056) for Indiana University Health University Hospital, Indiana University Health Saxony Hospital, Indiana Health Methodist Hospital, and Riley Hospital for Children: https://www.ahd.com/free_profile/150056/IU_Health_Methodist_University/Indianapolis/Indiana/.

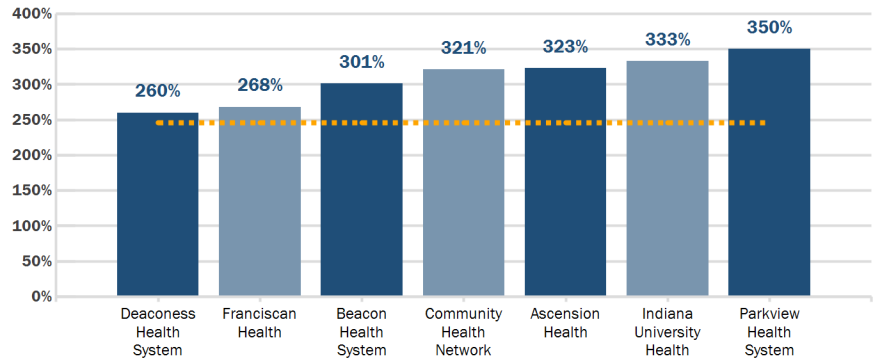
RAND Total Facility Plus Physician Relative Price (%) (2018 - 2020)

--- 2020 National Average (246%)



Indiana Health Systems - RAND Total Facility Plus Physician Relative Price (%) (2020)

--- 2020 National Average (246%)



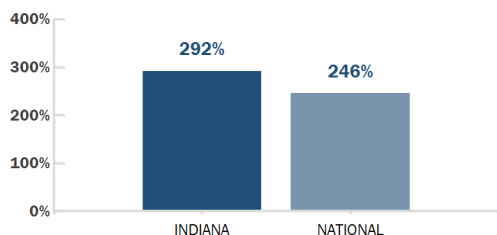


INDIANA STATE HOUSE DISTRICT 45

Hospital Name	Type*	CMS Overall Hospital Quality Star Ratings (October 2022)*	RAND Total Facility Plus Physician Relative Price (%) (2018 - 2020)**
Terre Haute Regional Hospital	For-Profit	3	299%
Daviess Community Hospital	Government - Local	3	292%
Good Samaritan Hospital	Non-Profit	2	291%
Union Hospital	Non-Profit	3	282%

Indiana Ranks **7th HIGHEST** in RAND Total Facility Plus Physician Relative Price

National vs. Indiana RAND Total Facility Plus Physician Relative Price (%) (2020)



DEFINITIONS:

CMS Overall Hospital Quality Star Rating - The Center for Medicare and Medicaid Services Overall Hospital Quality Star Rating summarizes a variety of measures across 5 areas of quality into a single star rating from 1-5 for each hospital. Measure groups include mortality, safety of care, readmission, patient experience, and timely and effective care. A higher score indicates better quality.

Total Facility Plus Physician Relative Price - Payment made by employees/employers via their insurance company to hospital facilities for inpatient and outpatient services. This is represented as a Percent of Medicare, meaning it compares what employees/employers paid to what Medicare would have paid for the exact same service to the same hospital in the same year. This does include physician payment, referred to as a professional fee.

Sources:

* CMS Overall Hospital Quality Star Rating: Released October 2022: <https://data.cms.gov/provider-data/dataset/xubh-q36u>

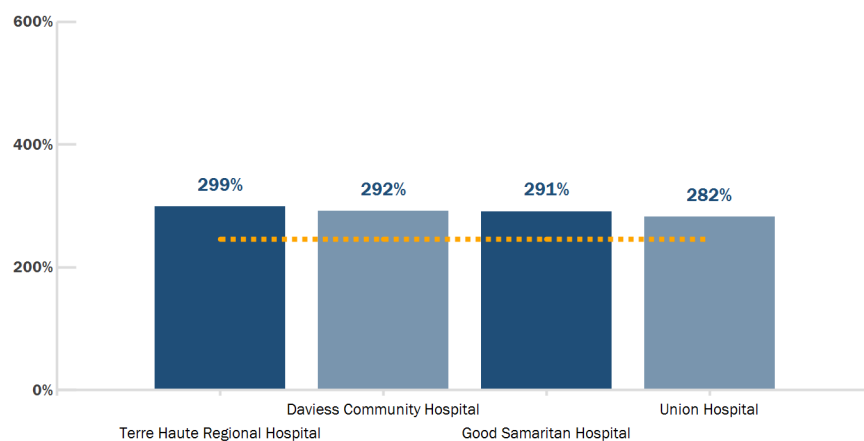
** RAND 4.0 Hospital Price Transparency Study, Published May 2022, updated July 1, 2022: <https://employerptp.org/rand/4-0/>

Of note: Critical Access Hospitals are not shown in graphs because Medicare has a separate and unique payment schedule for them.

Indiana University Health reports under one CCN (150056) for Indiana University Health University Hospital, Indiana University Health Saxony Hospital, Indiana Health Methodist Hospital, and Riley Hospital for Children: https://www.ahd.com/free_profile/150056/IU_Health_Methodist_University/Indianapolis/Indiana/.

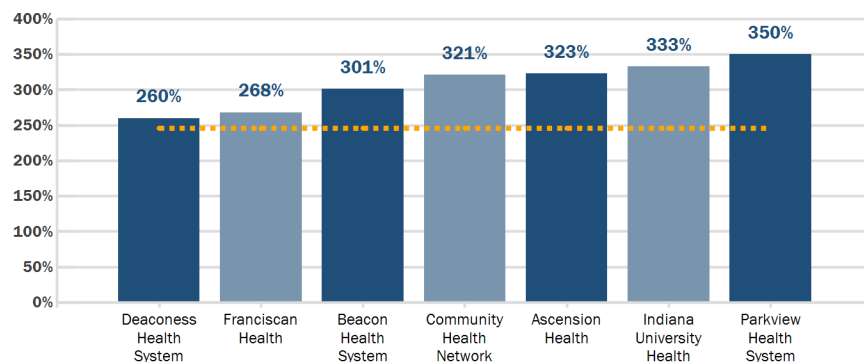
RAND Total Facility Plus Physician Relative Price (%) (2018 - 2020)

--- 2020 National Average (246%)



Indiana Health Systems - RAND Total Facility Plus Physician Relative Price (%) (2020)

--- 2020 National Average (246%)



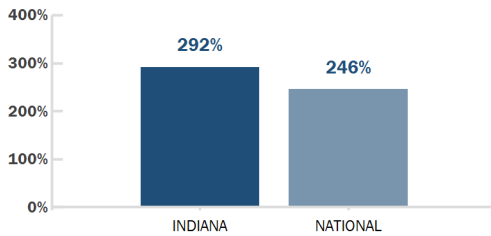


INDIANA STATE HOUSE DISTRICT 46

Hospital Name	Type*	CMS Overall Hospital Quality Star Ratings (October 2022)*	RAND Total Facility Plus Physician Relative Price (%) (2018 - 2020)**
Monroe Hospital	For-Profit	N/A	533%
IU Health Bloomington Hospital	Non-Profit	4	358%
Terre Haute Regional Hospital	For-Profit	3	299%
Union Hospital	Non-Profit	3	282%

Indiana Ranks **7th HIGHEST** in RAND Total Facility Plus Physician Relative Price

National vs. Indiana RAND Total Facility Plus Physician Relative Price (%) (2020)



DEFINITIONS:

CMS Overall Hospital Quality Star Rating - The Center for Medicare and Medicaid Services Overall Hospital Quality Star Rating summarizes a variety of measures across 5 areas of quality into a single star rating from 1-5 for each hospital. Measure groups include mortality, safety of care, readmission, patient experience, and timely and effective care. A higher score indicates better quality.

Total Facility Plus Physician Relative Price - Payment made by employees/employers via their insurance company to hospital facilities for inpatient and outpatient services. This is represented as a Percent of Medicare, meaning it compares what employees/employers paid to what Medicare would have paid for the exact same service to the same hospital in the same year. This does include physician payment, referred to as a professional fee.

Sources:

* CMS Overall Hospital Quality Star Rating: Released October 2022:

<https://data.cms.gov/provider-data/dataset/xubh-q36u>

** RAND 4.0 Hospital Price Transparency Study, Published May 2022,

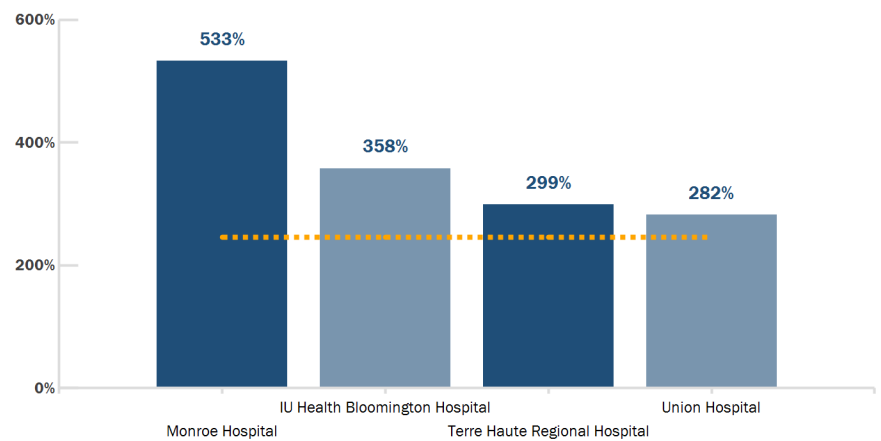
updated July 1, 2022: <https://employerptp.org/rand/4-0/>

Of note: Critical Access Hospitals are not shown in graphs because Medicare has a separate and unique payment schedule for them.

Indiana University Health reports under one CCN (150056) for Indiana University Health University Hospital, Indiana University Health Saxony Hospital, Indiana Health Methodist Hospital, and Riley Hospital for Children: https://www.ahd.com/free_profile/150056/IU_Health_Methodist_University/Indianapolis/Indiana/.

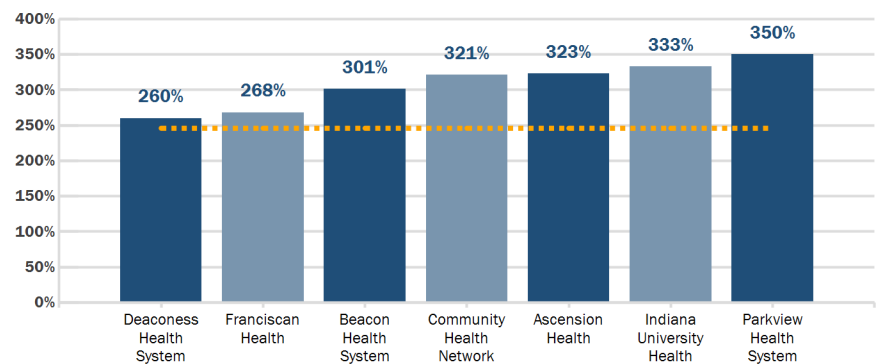
RAND Total Facility Plus Physician Relative Price (%) (2018 - 2020)

--- 2020 National Average (246%)



Indiana Health Systems - RAND Total Facility Plus Physician Relative Price (%) (2020)

--- 2020 National Average (246%)



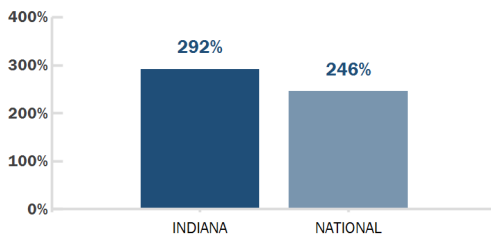


INDIANA STATE HOUSE DISTRICT 47

Hospital Name	Type*	CMS Overall Hospital Quality Star Ratings (October 2022)*	RAND Total Facility Plus Physician Relative Price (%) (2018 - 2020)**
Franciscan Health Mooresville	Non-Profit	5	268%
Johnson Memorial Hospital	Government - Local	4	267%

Indiana Ranks **7th HIGHEST** in RAND Total Facility Plus Physician Relative Price

National vs. Indiana RAND Total Facility Plus Physician Relative Price (%) (2020)



DEFINITIONS:

CMS Overall Hospital Quality Star Rating - The Center for Medicare and Medicaid Services Overall Hospital Quality Star Rating summarizes a variety of measures across 5 areas of quality into a single star rating from 1-5 for each hospital. Measure groups include mortality, safety of care, readmission, patient experience, and timely and effective care. A higher score indicates better quality.

Total Facility Plus Physician Relative Price - Payment made by employees/employers via their insurance company to hospital facilities for inpatient and outpatient services. This is represented as a Percent of Medicare, meaning it compares what employees/employers paid to what Medicare would have paid for the exact same service to the same hospital in the same year. This does include physician payment, referred to as a professional fee.

Sources:

* CMS Overall Hospital Quality Star Rating: Released October 2022:

<https://data.cms.gov/provider-data/dataset/xubh-q36u>

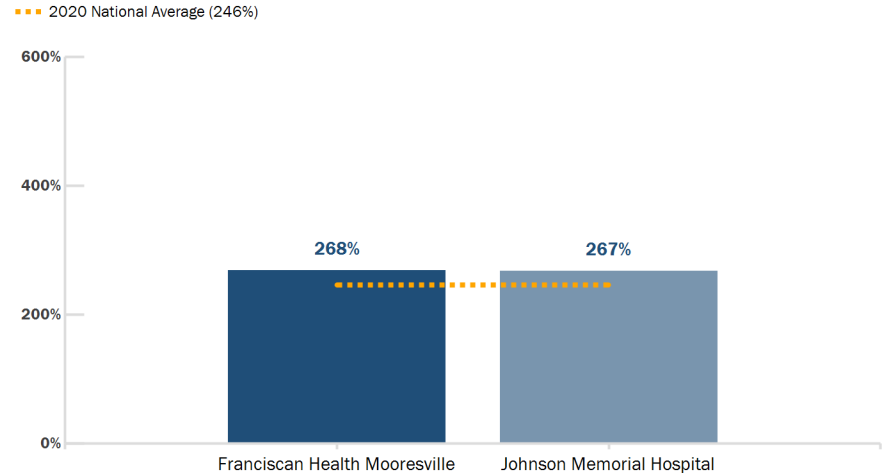
** RAND 4.0 Hospital Price Transparency Study, Published May 2022,

updated July 1, 2022: <https://employernp.org/rand/4-0/>

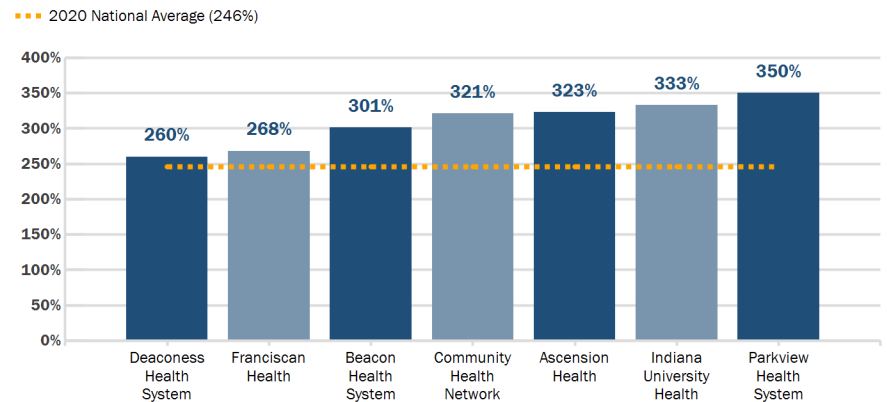
Of note: Critical Access Hospitals are not shown in graphs because Medicare has a separate and unique payment schedule for them.

Indiana University Health reports under one CCN (150056) for Indiana University Health University Hospital, Indiana University Health Saxony Hospital, Indiana Health Methodist Hospital, and Riley Hospital for Children: https://www.ahd.com/free_profile/150056/IU_Health_Methodist_University/Indianapolis/Indiana/.

RAND Total Facility Plus Physician Relative Price (%) (2018 - 2020)



Indiana Health Systems - RAND Total Facility Plus Physician Relative Price (%) (2020)



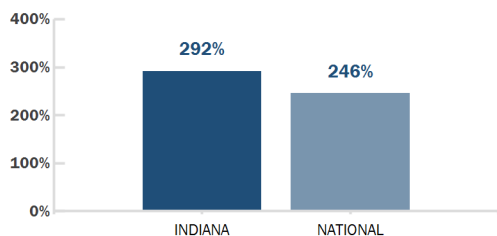


INDIANA STATE HOUSE DISTRICT 48

Hospital Name	Type*	CMS Overall Hospital Quality Star Ratings (October 2022)*	RAND Total Facility Plus Physician Relative Price (%) (2018 - 2020)**
Goshen General Hospital	Non-Profit	3	300%
Elkhart General Hospital	Government - Local	4	294%

Indiana Ranks **7th HIGHEST** in RAND Total Facility Plus Physician Relative Price

National vs. Indiana RAND Total Facility Plus Physician Relative Price (%) (2020)



DEFINITIONS:

CMS Overall Hospital Quality Star Rating - The Center for Medicare and Medicaid Services Overall Hospital Quality Star Rating summarizes a variety of measures across 5 areas of quality into a single star rating from 1-5 for each hospital. Measure groups include mortality, safety of care, readmission, patient experience, and timely and effective care. A higher score indicates better quality.

Total Facility Plus Physician Relative Price - Payment made by employees/employers via their insurance company to hospital facilities for inpatient and outpatient services. This is represented as a Percent of Medicare, meaning it compares what employees/employers paid to what Medicare would have paid for the exact same service to the same hospital in the same year. This does include physician payment, referred to as a professional fee.

Sources:

* CMS Overall Hospital Quality Star Rating: Released October 2022:

<https://data.cms.gov/provider-data/dataset/xubh-q36u>

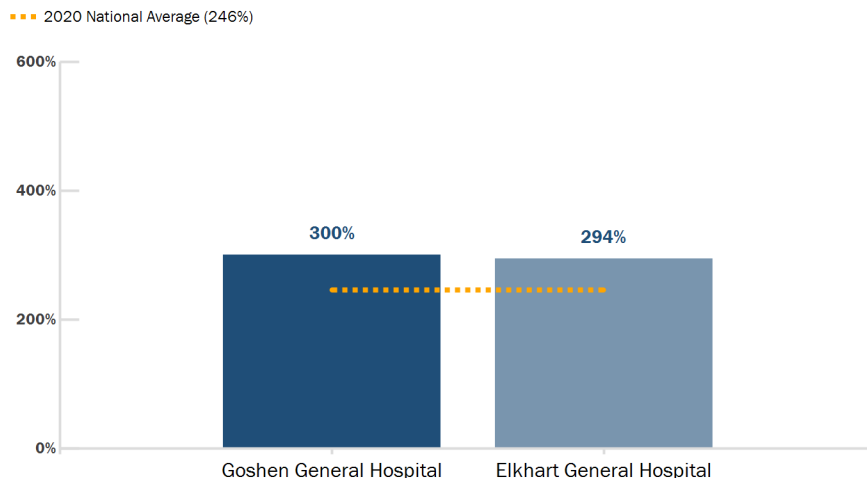
** RAND 4.0 Hospital Price Transparency Study, Published May 2022,

updated July 1, 2022: <https://employernp.org/rand/4-0/>

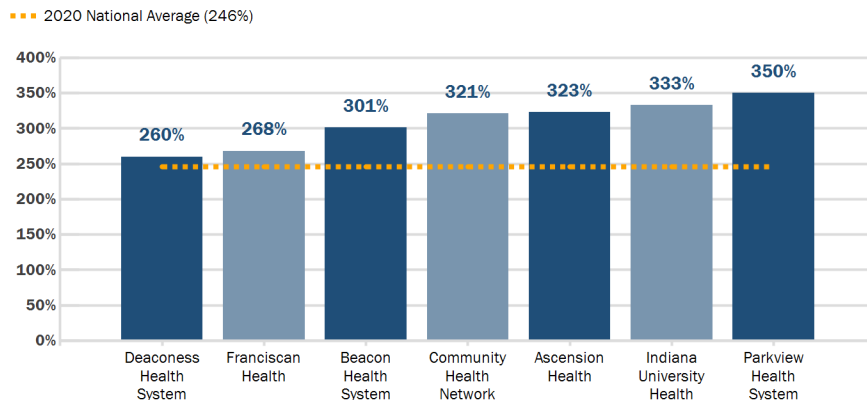
Of note: Critical Access Hospitals are not shown in graphs because Medicare has a separate and unique payment schedule for them.

Indiana University Health reports under one CCN (150056) for Indiana University Health University Hospital, Indiana University Health Saxony Hospital, Indiana Health Methodist Hospital, and Riley Hospital for Children: https://www.ahd.com/free_profile/150056/IU_Health_Methodist_University/Indianapolis/Indiana/.

RAND Total Facility Plus Physician Relative Price (%) (2018 - 2020)



Indiana Health Systems - RAND Total Facility Plus Physician Relative Price (%) (2020)



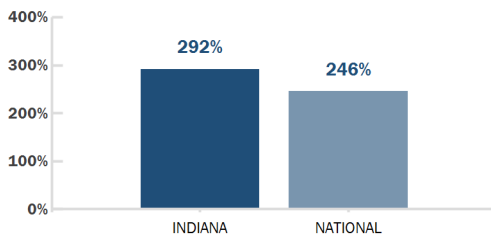


INDIANA STATE HOUSE DISTRICT 49

Hospital Name	Type*	CMS Overall Hospital Quality Star Ratings (October 2022)*	RAND Total Facility Plus Physician Relative Price (%) (2018 - 2020)**
Goshen General Hospital	Non-Profit	3	300%
Elkhart General Hospital	Government - Local	4	294%

Indiana Ranks **7th HIGHEST** in RAND Total Facility Plus Physician Relative Price

National vs. Indiana RAND Total Facility Plus Physician Relative Price (%) (2020)



DEFINITIONS:

CMS Overall Hospital Quality Star Rating - The Center for Medicare and Medicaid Services Overall Hospital Quality Star Rating summarizes a variety of measures across 5 areas of quality into a single star rating from 1-5 for each hospital. Measure groups include mortality, safety of care, readmission, patient experience, and timely and effective care. A higher score indicates better quality.

Total Facility Plus Physician Relative Price - Payment made by employees/employers via their insurance company to hospital facilities for inpatient and outpatient services. This is represented as a Percent of Medicare, meaning it compares what employees/employers paid to what Medicare would have paid for the exact same service to the same hospital in the same year. This does include physician payment, referred to as a professional fee.

Sources:

* CMS Overall Hospital Quality Star Rating: Released October 2022:

<https://data.cms.gov/provider-data/dataset/xubh-q36u>

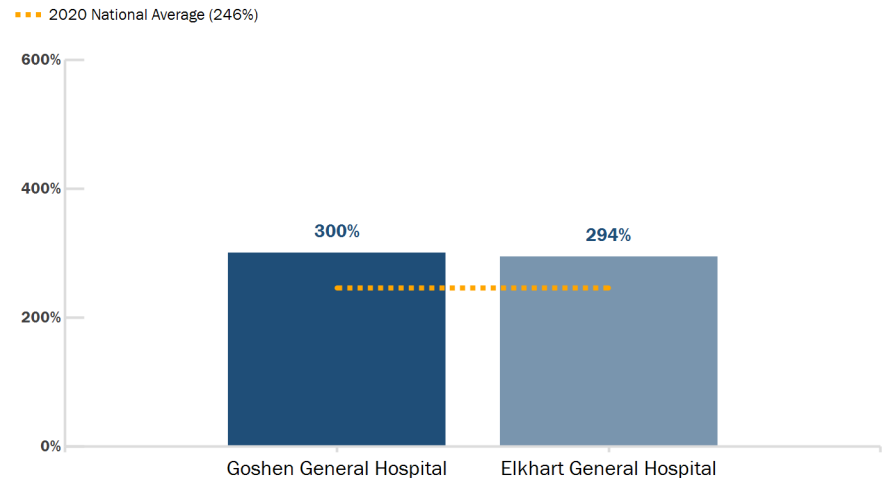
** RAND 4.0 Hospital Price Transparency Study, Published May 2022,

updated July 1, 2022: <https://employernp.org/rand/4-0/>

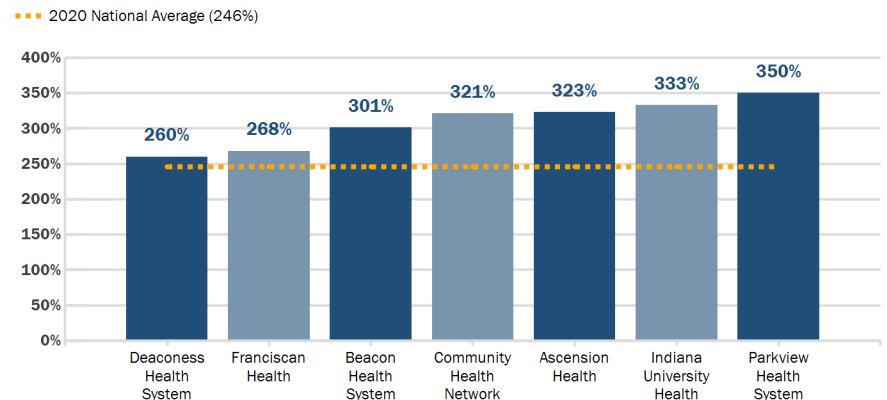
Of note: Critical Access Hospitals are not shown in graphs because Medicare has a separate and unique payment schedule for them.

Indiana University Health reports under one CCN (150056) for Indiana University Health University Hospital, Indiana University Health Saxony Hospital, Indiana Health Methodist Hospital, and Riley Hospital for Children: https://www.ahd.com/free_profile/150056/IU_Health_Methodist_University/Indianapolis/Indiana/.

RAND Total Facility Plus Physician Relative Price (%) (2018 - 2020)



Indiana Health Systems - RAND Total Facility Plus Physician Relative Price (%) (2020)



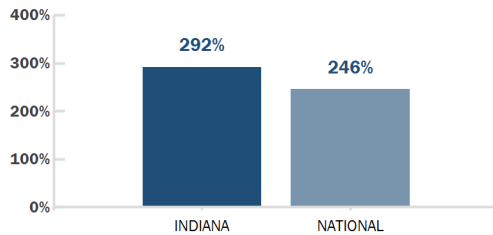


INDIANA STATE HOUSE DISTRICT 50

Hospital Name	Type*	CMS Overall Hospital Quality Star Ratings (October 2022)*	RAND Total Facility Plus Physician Relative Price (%) (2018 - 2020)**
Parkview Huntington Hospital	Non-Profit	5	400%
Parkview Regional Medical Center	Non-Profit	4	364%
Bluffton Regional Medical Center	For-Profit	4	324%
Lutheran Hospital of Indiana	For-Profit	2	292%
Dupont Hospital	For-Profit	4	267%

Indiana Ranks **7th HIGHEST** in RAND Total Facility Plus Physician Relative Price

National vs. Indiana RAND Total Facility Plus Physician Relative Price (%) (2020)



DEFINITIONS:

CMS Overall Hospital Quality Star Rating - The Center for Medicare and Medicaid Services Overall Hospital Quality Star Rating summarizes a variety of measures across 5 areas of quality into a single star rating from 1-5 for each hospital. Measure groups include mortality, safety of care, readmission, patient experience, and timely and effective care. A higher score indicates better quality.

Total Facility Plus Physician Relative Price - Payment made by employees/employers via their insurance company to hospital facilities for inpatient and outpatient services. This is represented as a Percent of Medicare, meaning it compares what employees/employers paid to what Medicare would have paid for the exact same service to the same hospital in the same year. This does include physician payment, referred to as a professional fee.

Sources:

* CMS Overall Hospital Quality Star Rating: Released October 2022: <https://data.cms.gov/provider-data/dataset/xubh-q36u>

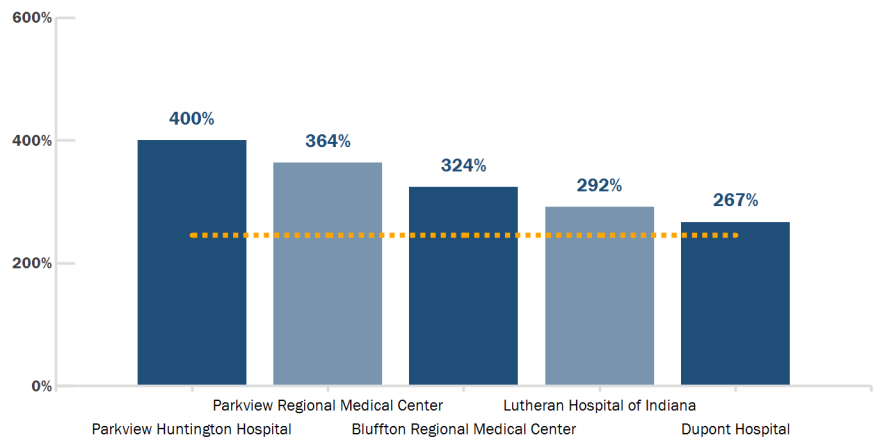
** RAND 4.0 Hospital Price Transparency Study, Published May 2022, updated July 1, 2022: <https://employerptp.org/rand/4-0/>

Of note: Critical Access Hospitals are not shown in graphs because Medicare has a separate and unique payment schedule for them.

Indiana University Health reports under one CCN (150056) for Indiana University Health University Hospital, Indiana University Health Saxony Hospital, Indiana Health Methodist Hospital, and Riley Hospital for Children: https://www.ahd.com/free_profile/150056/IU_Health_Methodist_University/Indianapolis/Indiana/

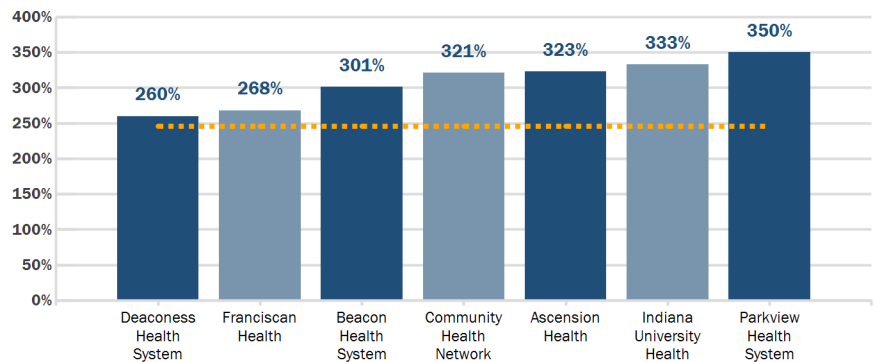
RAND Total Facility Plus Physician Relative Price (%) (2018 - 2020)

--- 2020 National Average (246%)



Indiana Health Systems - RAND Total Facility Plus Physician Relative Price (%) (2020)

--- 2020 National Average (246%)



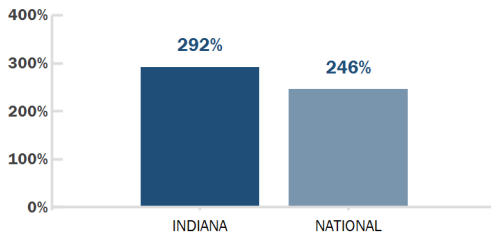


INDIANA STATE HOUSE DISTRICT 52

Hospital Name	Type*	CMS Overall Hospital Quality Star Ratings (October 2022)*	RAND Total Facility Plus Physician Relative Price (%) (2018 - 2020)**
Parkview Regional Medical Center	Non-Profit	4	364%
Lutheran Hospital of Indiana	For-Profit	2	292%
Dupont Hospital	For-Profit	4	267%
Parkview Dekalb Hospital	Non-Profit	4	262%

Indiana Ranks **7th HIGHEST** in RAND Total Facility Plus Physician Relative Price

National vs. Indiana RAND Total Facility Plus Physician Relative Price (%) (2020)



DEFINITIONS:

CMS Overall Hospital Quality Star Rating - The Center for Medicare and Medicaid Services Overall Hospital Quality Star Rating summarizes a variety of measures across 5 areas of quality into a single star rating from 1-5 for each hospital. Measure groups include mortality, safety of care, readmission, patient experience, and timely and effective care. A higher score indicates better quality.

Total Facility Plus Physician Relative Price - Payment made by employees/employers via their insurance company to hospital facilities for inpatient and outpatient services. This is represented as a Percent of Medicare, meaning it compares what employees/employers paid to what Medicare would have paid for the exact same service to the same hospital in the same year. This does include physician payment, referred to as a professional fee.

Sources:

* CMS Overall Hospital Quality Star Rating: Released October 2022: <https://data.cms.gov/provider-data/dataset/xubh-q36u>

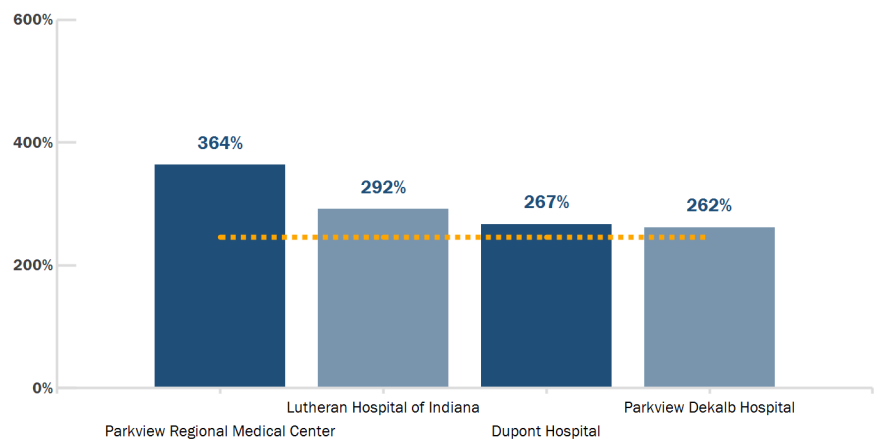
** RAND 4.0 Hospital Price Transparency Study, Published May 2022, updated July 1, 2022: <https://employerptp.org/rand/4-0/>

Of note: Critical Access Hospitals are not shown in graphs because Medicare has a separate and unique payment schedule for them.

Indiana University Health reports under one CCN (150056) for Indiana University Health University Hospital, Indiana University Health Saxony Hospital, Indiana Health Methodist Hospital, and Riley Hospital for Children: https://www.ahd.com/free_profile/150056/IU_Health_Methodist_University/Indianapolis/Indiana/.

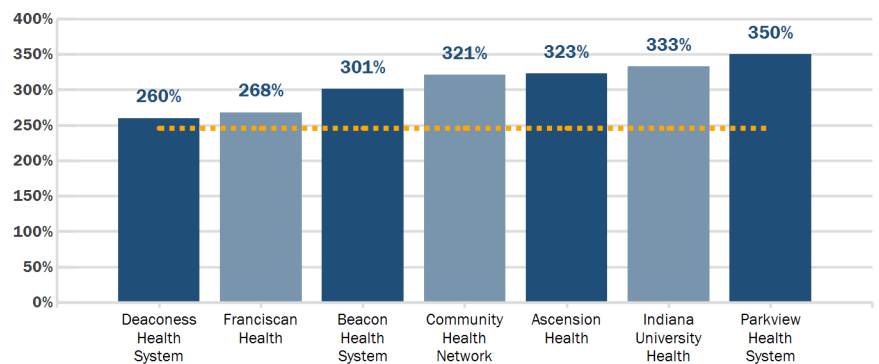
RAND Total Facility Plus Physician Relative Price (%) (2018 - 2020)

--- 2020 National Average (246%)



Indiana Health Systems - RAND Total Facility Plus Physician Relative Price (%) (2020)

--- 2020 National Average (246%)



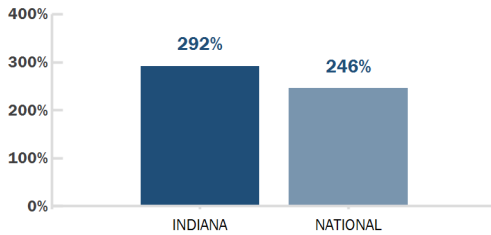


INDIANA STATE HOUSE DISTRICT 53

Hospital Name	Type*	CMS Overall Hospital Quality Star Ratings (October 2022)*	RAND Total Facility Plus Physician Relative Price (%) (2018 - 2020)**
Ascension St. Vincent Anderson Hospital	Non-Profit	3	344%
Hancock Regional Hospital	Government - Local	4	310%
Community Hospital of Anderson and Madison County	Non-Profit	4	273%

Indiana Ranks **7th HIGHEST** in RAND Total Facility Plus Physician Relative Price

National vs. Indiana RAND Total Facility Plus Physician Relative Price (%) (2020)



DEFINITIONS:

CMS Overall Hospital Quality Star Rating - The Center for Medicare and Medicaid Services Overall Hospital Quality Star Rating summarizes a variety of measures across 5 areas of quality into a single star rating from 1-5 for each hospital. Measure groups include mortality, safety of care, readmission, patient experience, and timely and effective care. A higher score indicates better quality.

Total Facility Plus Physician Relative Price - Payment made by employees/employers via their insurance company to hospital facilities for inpatient and outpatient services. This is represented as a Percent of Medicare, meaning it compares what employees/employers paid to what Medicare would have paid for the exact same service to the same hospital in the same year. This does include physician payment, referred to as a professional fee.

Sources:

* CMS Overall Hospital Quality Star Rating: Released October 2022:

<https://data.cms.gov/provider-data/dataset/xubh-q36u>

** RAND 4.0 Hospital Price Transparency Study, Published May 2022,

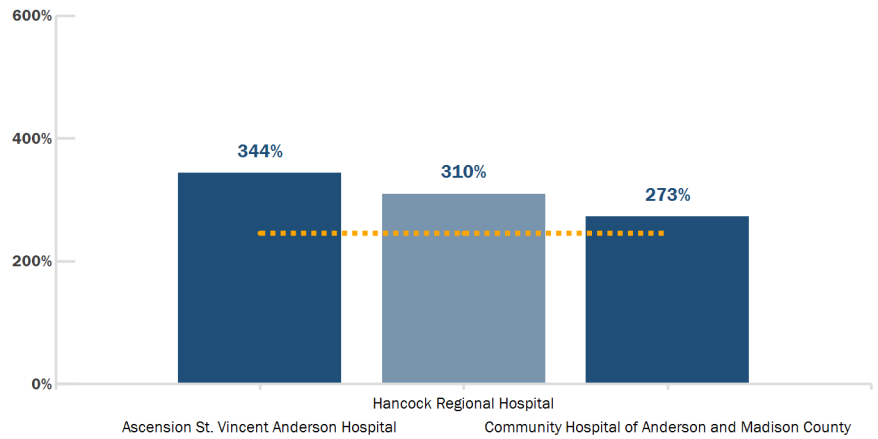
updated July 1, 2022: <https://employerptp.org/rand/4-0/>

Of note: Critical Access Hospitals are not shown in graphs because Medicare has a separate and unique payment schedule for them.

Indiana University Health reports under one CCN (150056) for Indiana University Health University Hospital, Indiana University Health Saxony Hospital, Indiana Health Methodist Hospital, and Riley Hospital for Children: https://www.ahd.com/free_profile/150056/IU_Health_Methodist_University/Indianapolis/Indiana/.

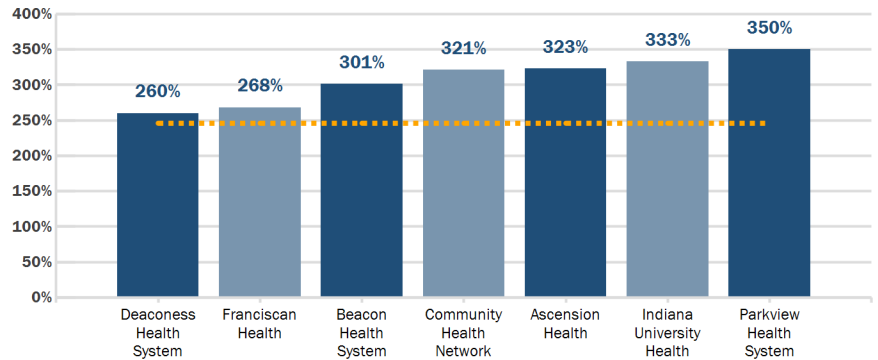
RAND Total Facility Plus Physician Relative Price (%) (2018 - 2020)

--- 2020 National Average (246%)



Indiana Health Systems - RAND Total Facility Plus Physician Relative Price (%) (2020)

--- 2020 National Average (246%)



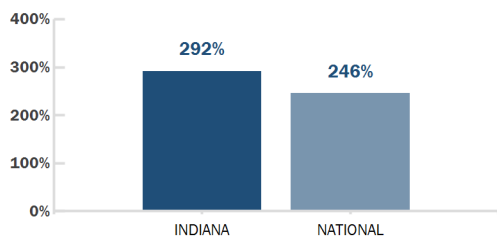


INDIANA STATE HOUSE DISTRICT 54

Hospital Name	Type*	CMS Overall Hospital Quality Star Ratings (October 2022)*	RAND Total Facility Plus Physician Relative Price (%) (2018 - 2020)**
Reid Health	Non-Profit	2	373%
Henry County Memorial Hospital	Government - Local	5	238%

Indiana Ranks **7th HIGHEST** in RAND Total Facility Plus Physician Relative Price

National vs. Indiana RAND Total Facility Plus Physician Relative Price (%) (2020)



DEFINITIONS:

CMS Overall Hospital Quality Star Rating - The Center for Medicare and Medicaid Services Overall Hospital Quality Star Rating summarizes a variety of measures across 5 areas of quality into a single star rating from 1-5 for each hospital. Measure groups include mortality, safety of care, readmission, patient experience, and timely and effective care. A higher score indicates better quality.

Total Facility Plus Physician Relative Price - Payment made by employees/employers via their insurance company to hospital facilities for inpatient and outpatient services. This is represented as a Percent of Medicare, meaning it compares what employees/employers paid to what Medicare would have paid for the exact same service to the same hospital in the same year. This does include physician payment, referred to as a professional fee.

Sources:

* CMS Overall Hospital Quality Star Rating: Released October 2022:

<https://data.cms.gov/provider-data/dataset/xubh-q36u>

** RAND 4.0 Hospital Price Transparency Study, Published May 2022,

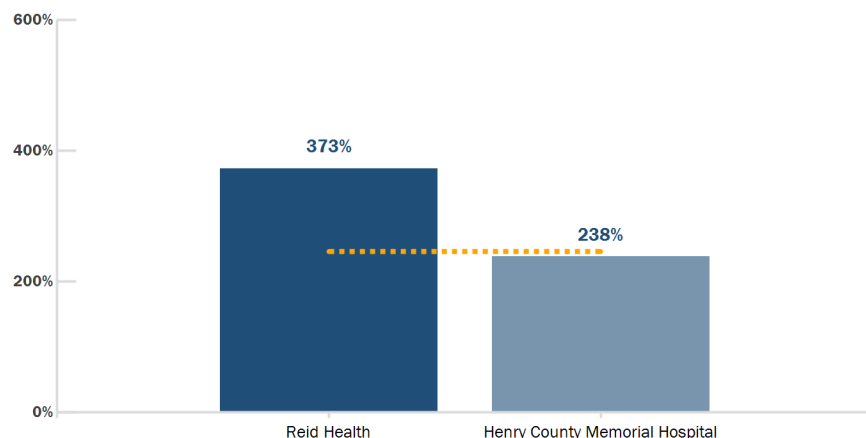
updated July 1, 2022: <https://employernp.org/rand/4-0/>

Of note: Critical Access Hospitals are not shown in graphs because Medicare has a separate and unique payment schedule for them.

Indiana University Health reports under one CCN (150056) for Indiana University Health University Hospital, Indiana University Health Saxony Hospital, Indiana Health Methodist Hospital, and Riley Hospital for Children: https://www.ahd.com/free_profile/150056/IU_Health_Methodist_University/Indianapolis/Indiana/.

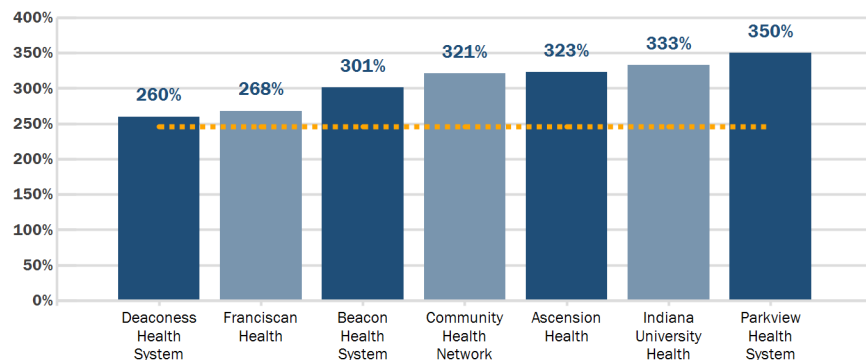
RAND Total Facility Plus Physician Relative Price (%) (2018 - 2020)

--- 2020 National Average (246%)



Indiana Health Systems - RAND Total Facility Plus Physician Relative Price (%) (2020)

--- 2020 National Average (246%)



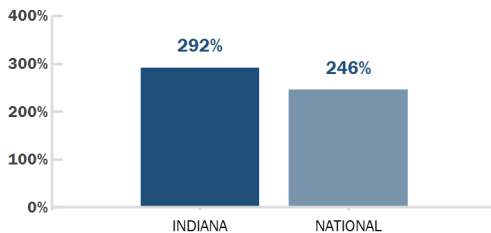


INDIANA STATE HOUSE DISTRICT 55

Hospital Name

Indiana Ranks **7th HIGHEST** in RAND Total Facility Plus Physician Relative Price

National vs. Indiana RAND Total Facility Plus Physician Relative Price (%) (2020)



DEFINITIONS:

CMS Overall Hospital Quality Star Rating - The Center for Medicare and Medicaid Services Overall Hospital Quality Star Rating summarizes a variety of measures across 5 areas of quality into a single star rating from 1-5 for each hospital. Measure groups include mortality, safety of care, readmission, patient experience, and timely and effective care. A higher score indicates better quality.

Total Facility Plus Physician Relative Price - Payment made by employees/employers via their insurance company to hospital facilities for inpatient and outpatient services. This is represented as a Percent of Medicare, meaning it compares what employees/employers paid to what Medicare would have paid for the exact same service to the same hospital in the same year. This does include physician payment, referred to as a professional fee.

Sources:

* CMS Overall Hospital Quality Star Rating: Released October 2022:

<https://data.cms.gov/provider-data/dataset/xubh-q36u>

** RAND 4.0 Hospital Price Transparency Study, Published May 2022,

updated July 1, 2022: <https://employerptp.org/rand/4-0/>

Of note: Critical Access Hospitals are not shown in graphs because Medicare has a separate and unique payment schedule for them.

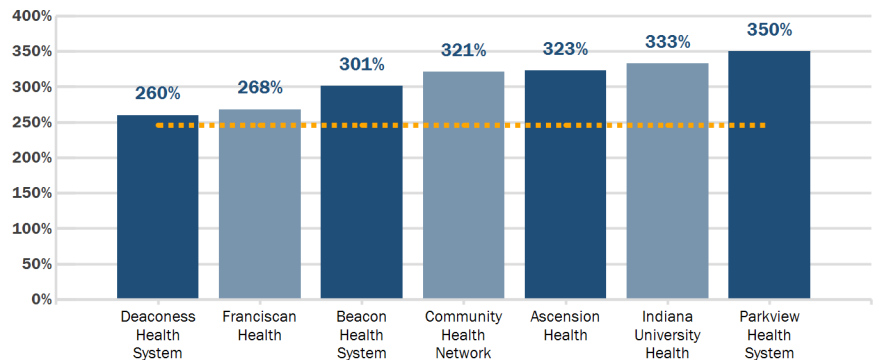
Indiana University Health reports under one CCN (150056) for Indiana University Health University Hospital, Indiana University Health Saxony Hospital, Indiana Health Methodist Hospital, and Riley Hospital for Children: https://www.ahd.com/free_profile/150056/IU_Health_Methodist_University/Indianapolis/Indiana/.

RAND Total Facility Plus Physician Relative Price (%) (2018 - 2020)

No Data Available

Indiana Health Systems - RAND Total Facility Plus Physician Relative Price (%) (2020)

2020 National Average (246%)





INDIANA STATE HOUSE DISTRICT 56

Hospital Name

Type*

CMS Overall Hospital
Quality Star Ratings
(October 2022)*

RAND Total Facility Plus
Physician Relative Price (%)
(2018 - 2020)**

Reid Health

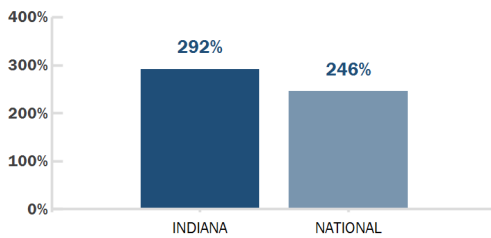
Non-Profit

2

373%

Indiana Ranks **7th HIGHEST** in RAND Total Facility Plus Physician Relative Price

National vs. Indiana RAND Total Facility Plus
Physician Relative Price (%) (2020)



DEFINITIONS:

CMS Overall Hospital Quality Star Rating - The Center for Medicare and Medicaid Services Overall Hospital Quality Star Rating summarizes a variety of measures across 5 areas of quality into a single star rating from 1-5 for each hospital. Measure groups include mortality, safety of care, readmission, patient experience, and timely and effective care. A higher score indicates better quality.

Total Facility Plus Physician Relative Price - Payment made by employees/employers via their insurance company to hospital facilities for inpatient and outpatient services. This is represented as a Percent of Medicare, meaning it compares what employees/employers paid to what Medicare would have paid for the exact same service to the same hospital in the same year. This does include physician payment, referred to as a professional fee.

Sources:

* CMS Overall Hospital Quality Star Rating: Released October 2022: <https://data.cms.gov/provider-data/dataset/xubh-q36u>

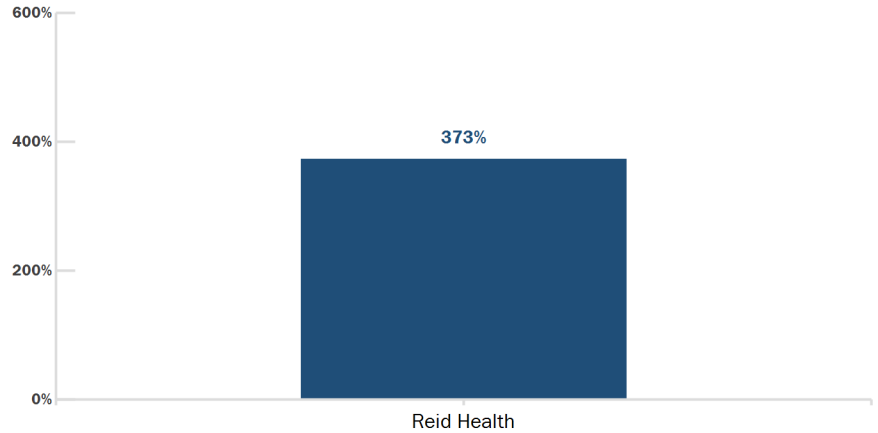
** RAND 4.0 Hospital Price Transparency Study, Published May 2022, updated July 1, 2022: <https://employerptp.org/rand/4-0/>

Of note: Critical Access Hospitals are not shown in graphs because Medicare has a separate and unique payment schedule for them.

Indiana University Health reports under one CCN (150056) for Indiana University Health University Hospital, Indiana University Health Saxony Hospital, Indiana Health Methodist Hospital, and Riley Hospital for Children: https://www.ahd.com/free_profile/150056/IU_Health_Methodist_University/Indianapolis/Indiana/.

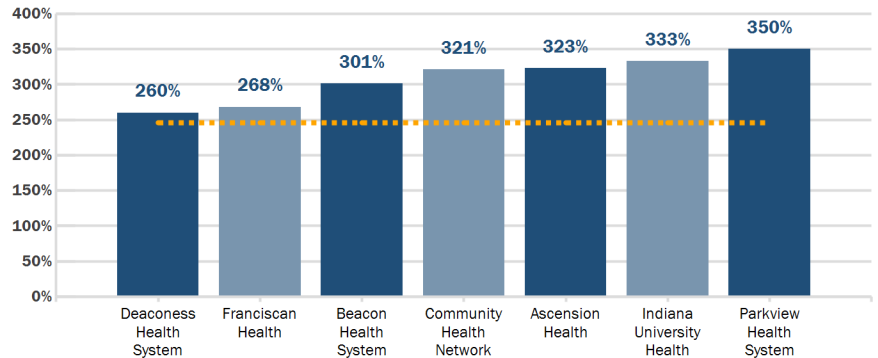
RAND Total Facility Plus Physician Relative Price (%) (2018 - 2020)

--- 2020 National Average (246%)



Indiana Health Systems - RAND Total Facility Plus Physician Relative Price (%) (2020)

--- 2020 National Average (246%)



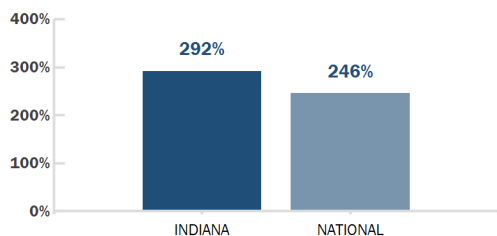


INDIANA STATE HOUSE DISTRICT 57

Hospital Name	Type*	CMS Overall Hospital Quality Star Ratings (October 2022)*	RAND Total Facility Plus Physician Relative Price (%) (2018 - 2020)**
Hancock Regional Hospital	Government - Local	4	310%
Major Hospital	Government - Local	3	302%
Columbus Regional Hospital	Government - Local	4	247%

Indiana Ranks **7th HIGHEST** in RAND Total Facility Plus Physician Relative Price

National vs. Indiana RAND Total Facility Plus Physician Relative Price (%) (2020)



DEFINITIONS:

CMS Overall Hospital Quality Star Rating - The Center for Medicare and Medicaid Services Overall Hospital Quality Star Rating summarizes a variety of measures across 5 areas of quality into a single star rating from 1-5 for each hospital. Measure groups include mortality, safety of care, readmission, patient experience, and timely and effective care. A higher score indicates better quality.

Total Facility Plus Physician Relative Price - Payment made by employees/employers via their insurance company to hospital facilities for inpatient and outpatient services. This is represented as a Percent of Medicare, meaning it compares what employees/employers paid to what Medicare would have paid for the exact same service to the same hospital in the same year. This does include physician payment, referred to as a professional fee.

Sources:

* CMS Overall Hospital Quality Star Rating: Released October 2022:

<https://data.cms.gov/provider-data/dataset/xubh-q36u>

** RAND 4.0 Hospital Price Transparency Study, Published May 2022,

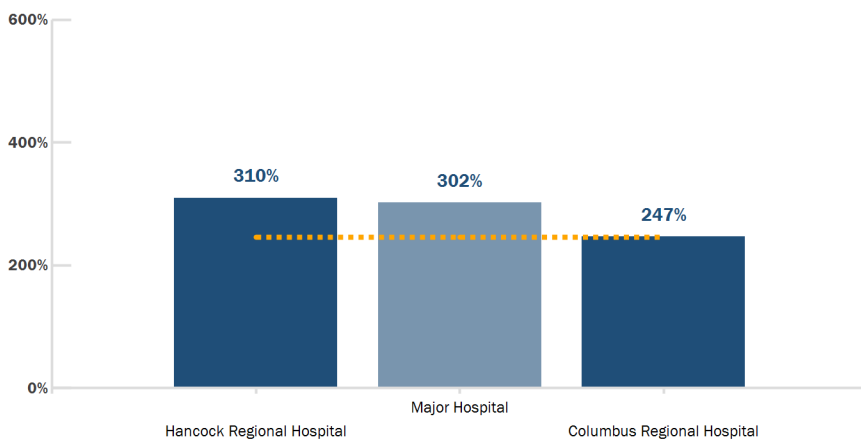
updated July 1, 2022: <https://employerptp.org/rand/4-0/>

Of note: Critical Access Hospitals are not shown in graphs because Medicare has a separate and unique payment schedule for them.

Indiana University Health reports under one CCN (150056) for Indiana University Health University Hospital, Indiana University Health Saxony Hospital, Indiana Health Methodist Hospital, and Riley Hospital for Children: https://www.ahd.com/free_profile/150056/IU_Health_Methodist_University/Indianapolis/Indiana/.

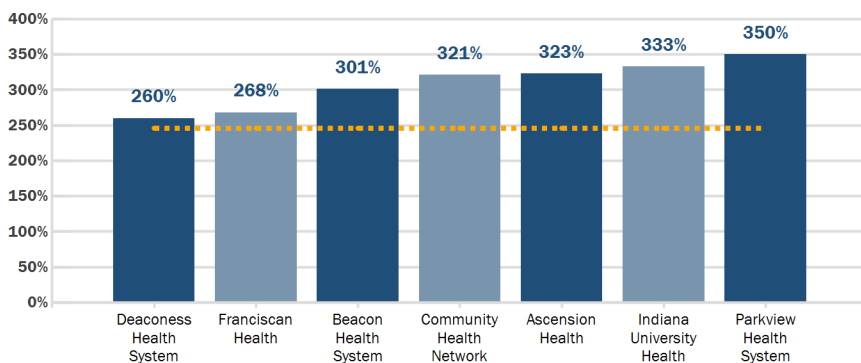
RAND Total Facility Plus Physician Relative Price (%) (2018 - 2020)

--- 2020 National Average (246%)



Indiana Health Systems - RAND Total Facility Plus Physician Relative Price (%) (2020)

--- 2020 National Average (246%)



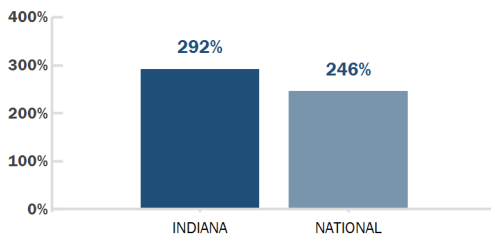


INDIANA STATE HOUSE DISTRICT 58

Hospital Name	Type*	CMS Overall Hospital Quality Star Ratings (October 2022)*	RAND Total Facility Plus Physician Relative Price (%) (2018 - 2020)**
Johnson Memorial Hospital	Government - Local	4	267%

Indiana Ranks **7th HIGHEST** in RAND Total Facility Plus Physician Relative Price

National vs. Indiana RAND Total Facility Plus Physician Relative Price (%) (2020)



DEFINITIONS:

CMS Overall Hospital Quality Star Rating - The Center for Medicare and Medicaid Services Overall Hospital Quality Star Rating summarizes a variety of measures across 5 areas of quality into a single star rating from 1-5 for each hospital. Measure groups include mortality, safety of care, readmission, patient experience, and timely and effective care. A higher score indicates better quality.

Total Facility Plus Physician Relative Price - Payment made by employees/employers via their insurance company to hospital facilities for inpatient and outpatient services. This is represented as a Percent of Medicare, meaning it compares what employees/employers paid to what Medicare would have paid for the exact same service to the same hospital in the same year. This does include physician payment, referred to as a professional fee.

Sources:

* CMS Overall Hospital Quality Star Rating: Released October 2022:

<https://data.cms.gov/provider-data/dataset/xubh-q36u>

** RAND 4.0 Hospital Price Transparency Study, Published May 2022,

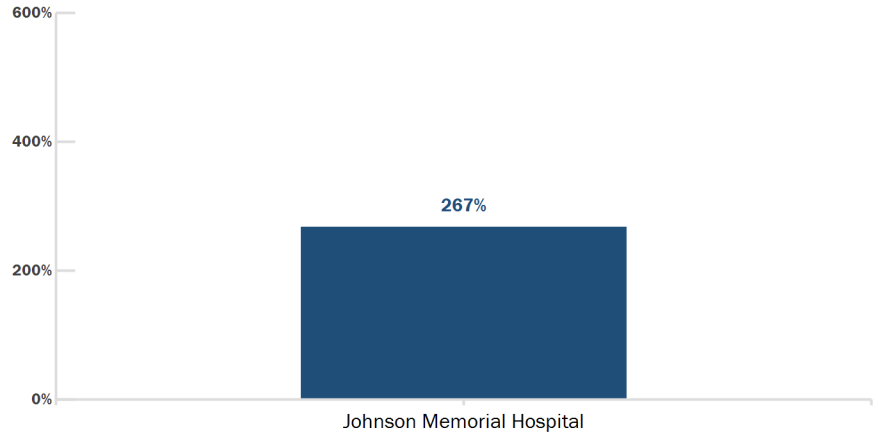
updated July 1, 2022: <https://employerptp.org/rand/4-0/>

Of note: Critical Access Hospitals are not shown in graphs because Medicare has a separate and unique payment schedule for them.

Indiana University Health reports under one CCN (150056) for Indiana University Health University Hospital, Indiana University Health Saxony Hospital, Indiana Health Methodist Hospital, and Riley Hospital for Children: https://www.ahd.com/free_profile/150056/IU_Health_Methodist_University/Indianapolis/Indiana/.

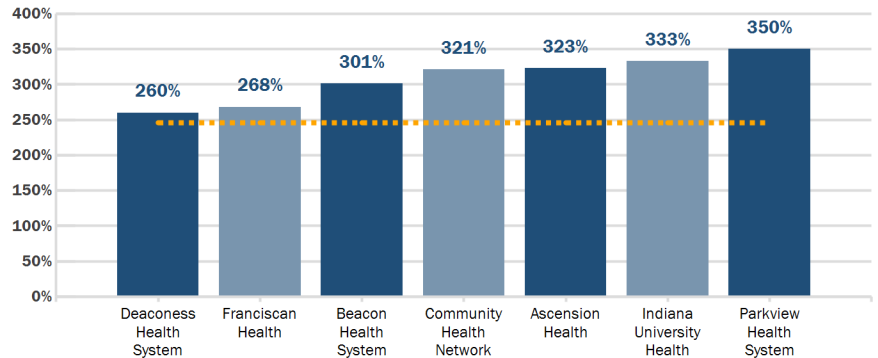
RAND Total Facility Plus Physician Relative Price (%) (2018 - 2020)

--- 2020 National Average (246%)



Indiana Health Systems - RAND Total Facility Plus Physician Relative Price (%) (2020)

--- 2020 National Average (246%)



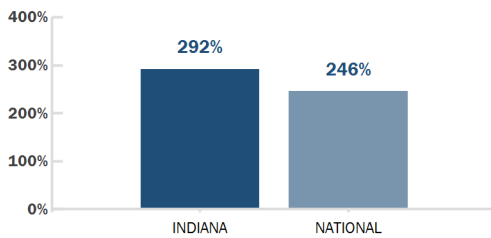


INDIANA STATE HOUSE DISTRICT 59

Hospital Name	Type*	CMS Overall Hospital Quality Star Ratings (October 2022)*	RAND Total Facility Plus Physician Relative Price (%) (2018 - 2020)**
Columbus Regional Hospital	Government - Local	4	247%

Indiana Ranks **7th HIGHEST** in RAND Total Facility Plus Physician Relative Price

National vs. Indiana RAND Total Facility Plus Physician Relative Price (%) (2020)



DEFINITIONS:

CMS Overall Hospital Quality Star Rating - The Center for Medicare and Medicaid Services Overall Hospital Quality Star Rating summarizes a variety of measures across 5 areas of quality into a single star rating from 1-5 for each hospital. Measure groups include mortality, safety of care, readmission, patient experience, and timely and effective care. A higher score indicates better quality.

Total Facility Plus Physician Relative Price - Payment made by employees/employers via their insurance company to hospital facilities for inpatient and outpatient services. This is represented as a Percent of Medicare, meaning it compares what employees/employers paid to what Medicare would have paid for the exact same service to the same hospital in the same year. This does include physician payment, referred to as a professional fee.

Sources:

* CMS Overall Hospital Quality Star Rating: Released October 2022: <https://data.cms.gov/provider-data/dataset/xubh-q36u>

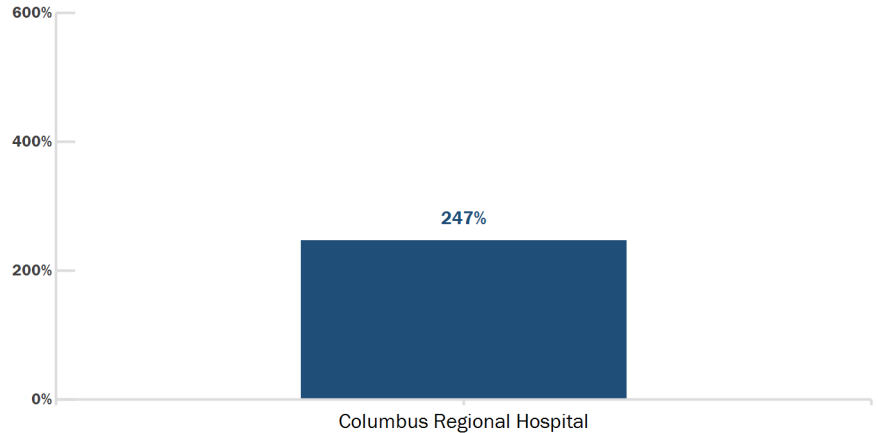
** RAND 4.0 Hospital Price Transparency Study, Published May 2022, updated July 1, 2022: <https://employerptp.org/rand/4-0/>

Of note: Critical Access Hospitals are not shown in graphs because Medicare has a separate and unique payment schedule for them.

Indiana University Health reports under one CCN (150056) for Indiana University Health University Hospital, Indiana University Health Saxony Hospital, Indiana Health Methodist Hospital, and Riley Hospital for Children: https://www.ahd.com/free_profile/150056/IU_Health_Methodist_University/Indianapolis/Indiana/.

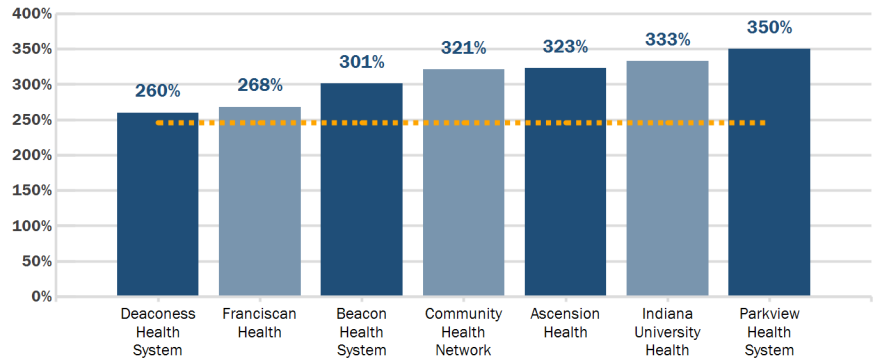
RAND Total Facility Plus Physician Relative Price (%) (2018 - 2020)

--- 2020 National Average (246%)



Indiana Health Systems - RAND Total Facility Plus Physician Relative Price (%) (2020)

--- 2020 National Average (246%)



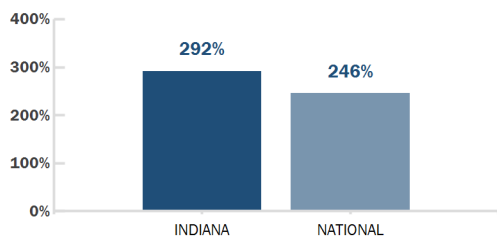


INDIANA STATE HOUSE DISTRICT 60

Hospital Name	Type*	CMS Overall Hospital Quality Star Ratings (October 2022)*	RAND Total Facility Plus Physician Relative Price (%) (2018 - 2020)**
Monroe Hospital	For-Profit	N/A	533%
IU Health Bloomington Hospital	Non-Profit	4	358%
Franciscan Health Mooresville	Non-Profit	5	268%

Indiana Ranks **7th HIGHEST** in RAND Total Facility Plus Physician Relative Price

National vs. Indiana RAND Total Facility Plus Physician Relative Price (%) (2020)



DEFINITIONS:

CMS Overall Hospital Quality Star Rating - The Center for Medicare and Medicaid Services Overall Hospital Quality Star Rating summarizes a variety of measures across 5 areas of quality into a single star rating from 1-5 for each hospital. Measure groups include mortality, safety of care, readmission, patient experience, and timely and effective care. A higher score indicates better quality.

Total Facility Plus Physician Relative Price - Payment made by employees/employers via their insurance company to hospital facilities for inpatient and outpatient services. This is represented as a Percent of Medicare, meaning it compares what employees/employers paid to what Medicare would have paid for the exact same service to the same hospital in the same year. This does include physician payment, referred to as a professional fee.

Sources:

* CMS Overall Hospital Quality Star Rating: Released October 2022:

<https://data.cms.gov/provider-data/dataset/xubh-q36u>

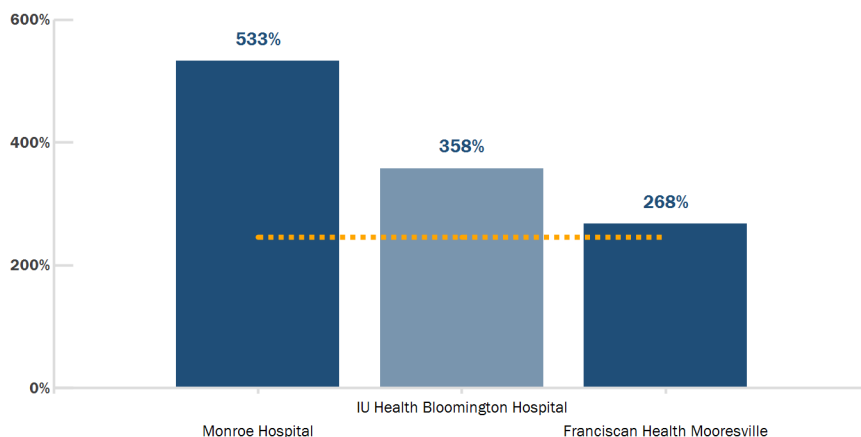
** RAND 4.0 Hospital Price Transparency Study, Published May 2022, updated July 1, 2022: <https://employerptp.org/rand/4-0/>

Of note: Critical Access Hospitals are not shown in graphs because Medicare has a separate and unique payment schedule for them.

Indiana University Health reports under one CCN (150056) for Indiana University Health University Hospital, Indiana University Health Saxony Hospital, Indiana Health Methodist Hospital, and Riley Hospital for Children: https://www.ahd.com/free_profile/150056/IU_Health_Methodist_University/Indianapolis/Indiana/.

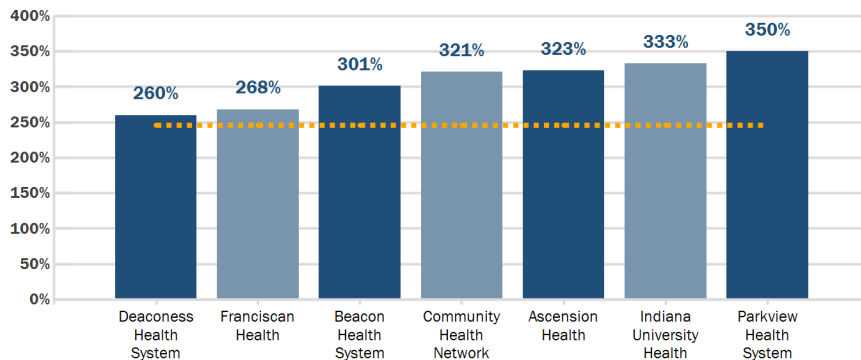
RAND Total Facility Plus Physician Relative Price (%) (2018 - 2020)

--- 2020 National Average (246%)



Indiana Health Systems - RAND Total Facility Plus Physician Relative Price (%) (2020)

--- 2020 National Average (246%)



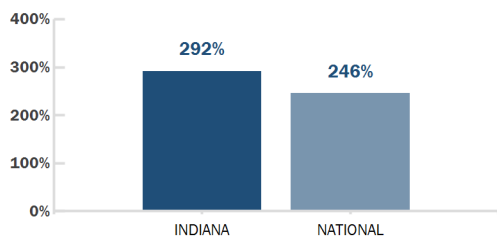


INDIANA STATE HOUSE DISTRICT 61

Hospital Name	Type*	CMS Overall Hospital Quality Star Ratings (October 2022)*	RAND Total Facility Plus Physician Relative Price (%) (2018 - 2020)**
Monroe Hospital	For-Profit	N/A	533%
IU Health Bloomington Hospital	Non-Profit	4	358%

Indiana Ranks **7th HIGHEST** in RAND Total Facility Plus Physician Relative Price

National vs. Indiana RAND Total Facility Plus Physician Relative Price (%) (2020)



DEFINITIONS:

CMS Overall Hospital Quality Star Rating - The Center for Medicare and Medicaid Services Overall Hospital Quality Star Rating summarizes a variety of measures across 5 areas of quality into a single star rating from 1-5 for each hospital. Measure groups include mortality, safety of care, readmission, patient experience, and timely and effective care. A higher score indicates better quality.

Total Facility Plus Physician Relative Price - Payment made by employees/employers via their insurance company to hospital facilities for inpatient and outpatient services. This is represented as a Percent of Medicare, meaning it compares what employees/employers paid to what Medicare would have paid for the exact same service to the same hospital in the same year. This does include physician payment, referred to as a professional fee.

Sources:

* CMS Overall Hospital Quality Star Rating: Released October 2022:

<https://data.cms.gov/provider-data/dataset/xubh-q36u>

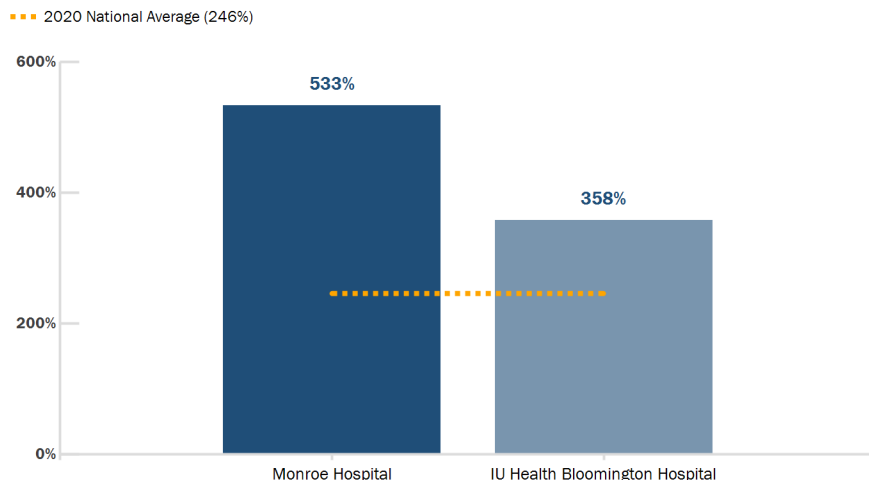
** RAND 4.0 Hospital Price Transparency Study, Published May 2022,

updated July 1, 2022: <https://employernp.org/rand/4-0/>

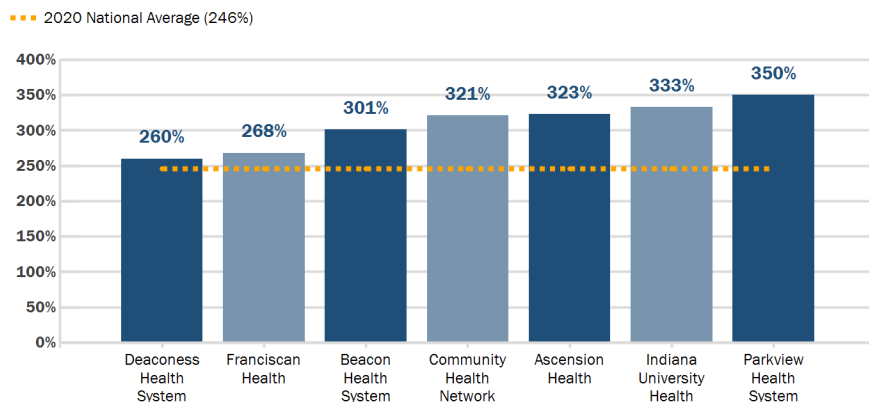
Of note: Critical Access Hospitals are not shown in graphs because Medicare has a separate and unique payment schedule for them.

Indiana University Health reports under one CCN (150056) for Indiana University Health University Hospital, Indiana University Health Saxony Hospital, Indiana Health Methodist Hospital, and Riley Hospital for Children: https://www.ahd.com/free_profile/150056/IU_Health_Methodist_University/Indianapolis/Indiana/.

RAND Total Facility Plus Physician Relative Price (%) (2018 - 2020)



Indiana Health Systems - RAND Total Facility Plus Physician Relative Price (%) (2020)



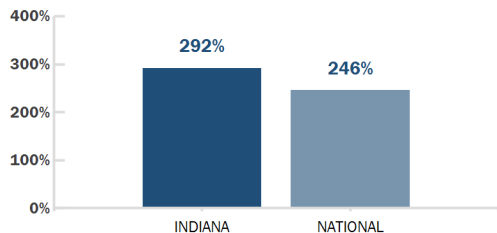


INDIANA STATE HOUSE DISTRICT 62

Hospital Name	Type*	CMS Overall Hospital Quality Star Ratings (October 2022)*	RAND Total Facility Plus Physician Relative Price (%) (2018 - 2020)**
Monroe Hospital	For-Profit	N/A	533%
IU Health Bloomington Hospital	Non-Profit	4	358%
Daviess Community Hospital	Government - Local	3	292%

Indiana Ranks **7th HIGHEST** in RAND Total Facility Plus Physician Relative Price

National vs. Indiana RAND Total Facility Plus Physician Relative Price (%) (2020)



DEFINITIONS:

CMS Overall Hospital Quality Star Rating - The Center for Medicare and Medicaid Services Overall Hospital Quality Star Rating summarizes a variety of measures across 5 areas of quality into a single star rating from 1-5 for each hospital. Measure groups include mortality, safety of care, readmission, patient experience, and timely and effective care. A higher score indicates better quality.

Total Facility Plus Physician Relative Price - Payment made by employees/employers via their insurance company to hospital facilities for inpatient and outpatient services. This is represented as a Percent of Medicare, meaning it compares what employees/employers paid to what Medicare would have paid for the exact same service to the same hospital in the same year. This does include physician payment, referred to as a professional fee.

Sources:

* CMS Overall Hospital Quality Star Rating: Released October 2022:

<https://data.cms.gov/provider-data/dataset/xubh-q36u>

** RAND 4.0 Hospital Price Transparency Study, Published May 2022,

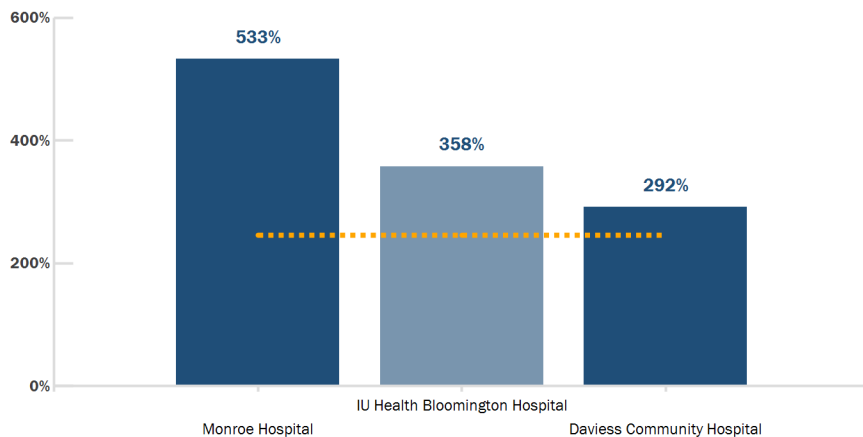
updated July 1, 2022: <https://employerptp.org/rand/4-0/>

Of note: Critical Access Hospitals are not shown in graphs because Medicare has a separate and unique payment schedule for them.

Indiana University Health reports under one CCN (150056) for Indiana University Health University Hospital, Indiana University Health Saxony Hospital, Indiana Health Methodist Hospital, and Riley Hospital for Children: https://www.ahd.com/free_profile/150056/IU_Health_Methodist_University/Indianapolis/Indiana/.

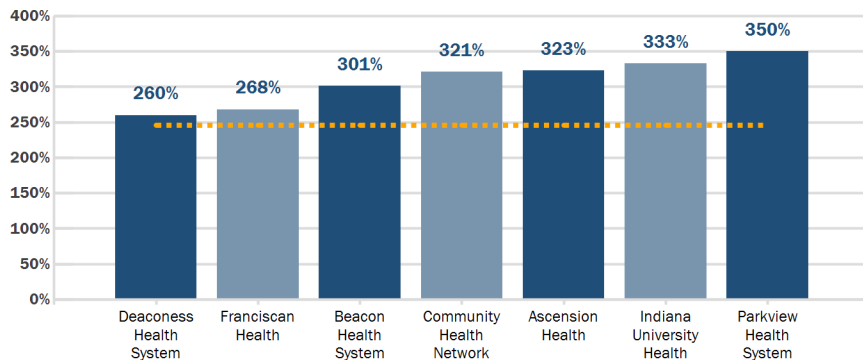
RAND Total Facility Plus Physician Relative Price (%) (2018 - 2020)

--- 2020 National Average (246%)



Indiana Health Systems - RAND Total Facility Plus Physician Relative Price (%) (2020)

--- 2020 National Average (246%)



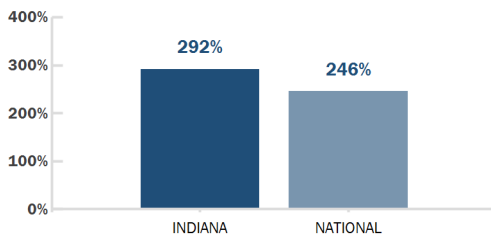


INDIANA STATE HOUSE DISTRICT 63

Hospital Name	Type*	CMS Overall Hospital Quality Star Ratings (October 2022)*	RAND Total Facility Plus Physician Relative Price (%) (2018 - 2020)**
Daviess Community Hospital	Government - Local	3	292%
Memorial Hospital and Health Care Center	Non-Profit	4	203%

Indiana Ranks **7th HIGHEST** in RAND Total Facility Plus Physician Relative Price

National vs. Indiana RAND Total Facility Plus Physician Relative Price (%) (2020)



DEFINITIONS:

CMS Overall Hospital Quality Star Rating - The Center for Medicare and Medicaid Services Overall Hospital Quality Star Rating summarizes a variety of measures across 5 areas of quality into a single star rating from 1-5 for each hospital. Measure groups include mortality, safety of care, readmission, patient experience, and timely and effective care. A higher score indicates better quality.

Total Facility Plus Physician Relative Price - Payment made by employees/employers via their insurance company to hospital facilities for inpatient and outpatient services. This is represented as a Percent of Medicare, meaning it compares what employees/employers paid to what Medicare would have paid for the exact same service to the same hospital in the same year. This does include physician payment, referred to as a professional fee.

Sources:

* CMS Overall Hospital Quality Star Rating: Released October 2022:

<https://data.cms.gov/provider-data/dataset/xubh-q36u>

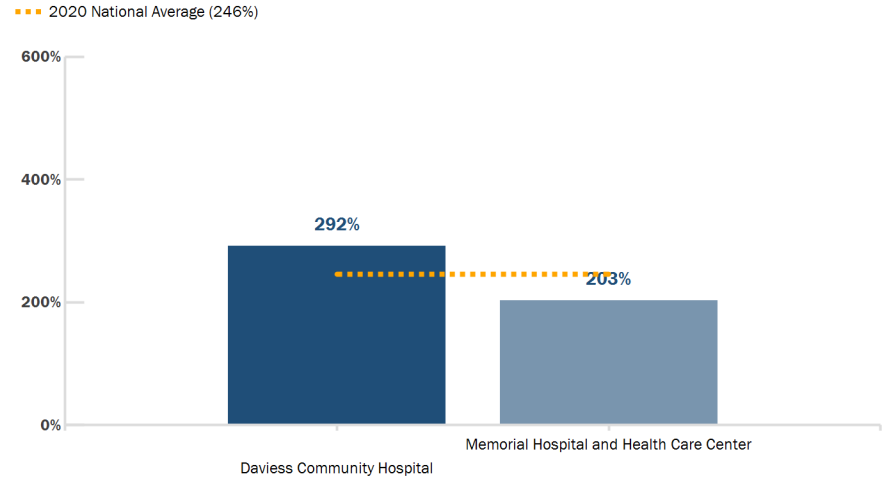
** RAND 4.0 Hospital Price Transparency Study, Published May 2022,

updated July 1, 2022: <https://employernp.org/rand/4-0/>

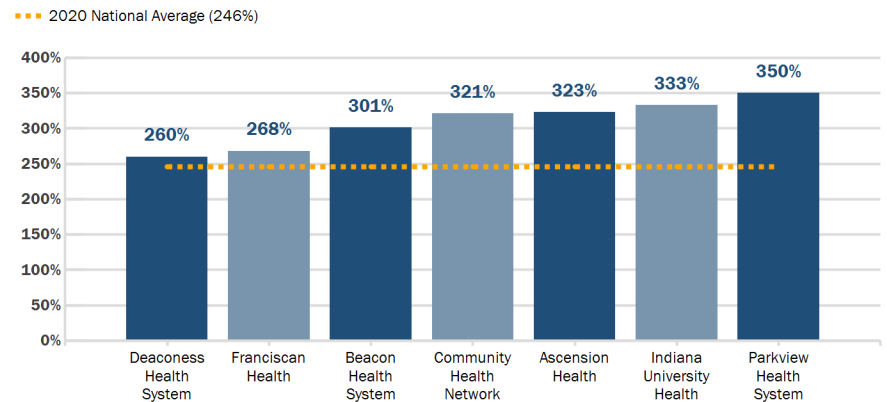
Of note: Critical Access Hospitals are not shown in graphs because Medicare has a separate and unique payment schedule for them.

Indiana University Health reports under one CCN (150056) for Indiana University Health University Hospital, Indiana University Health Saxony Hospital, Indiana Health Methodist Hospital, and Riley Hospital for Children: https://www.ahd.com/free_profile/150056/IU_Health_Methodist_University/Indianapolis/Indiana/.

RAND Total Facility Plus Physician Relative Price (%) (2018 - 2020)



Indiana Health Systems - RAND Total Facility Plus Physician Relative Price (%) (2020)



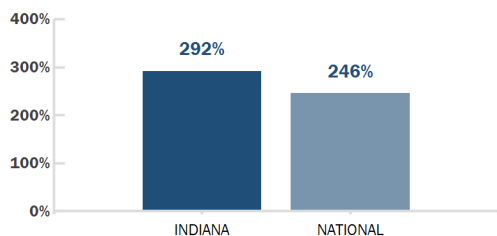


INDIANA STATE HOUSE DISTRICT 64

Hospital Name	Type*	CMS Overall Hospital Quality Star Ratings (October 2022)*	RAND Total Facility Plus Physician Relative Price (%) (2018 - 2020)**
Ascension St. Vincent Evansville Hospital	Non-Profit	4	369%
Good Samaritan Hospital	Non-Profit	2	291%
Deaconess Hospital	Non-Profit	3	265%

Indiana Ranks **7th HIGHEST** in RAND Total Facility Plus Physician Relative Price

National vs. Indiana RAND Total Facility Plus Physician Relative Price (%) (2020)



DEFINITIONS:

CMS Overall Hospital Quality Star Rating - The Center for Medicare and Medicaid Services Overall Hospital Quality Star Rating summarizes a variety of measures across 5 areas of quality into a single star rating from 1-5 for each hospital. Measure groups include mortality, safety of care, readmission, patient experience, and timely and effective care. A higher score indicates better quality.

Total Facility Plus Physician Relative Price - Payment made by employees/employers via their insurance company to hospital facilities for inpatient and outpatient services. This is represented as a Percent of Medicare, meaning it compares what employees/employers paid to what Medicare would have paid for the exact same service to the same hospital in the same year. This does include physician payment, referred to as a professional fee.

Sources:

* CMS Overall Hospital Quality Star Rating: Released October 2022:

<https://data.cms.gov/provider-data/dataset/xubh-q36u>

** RAND 4.0 Hospital Price Transparency Study, Published May 2022,

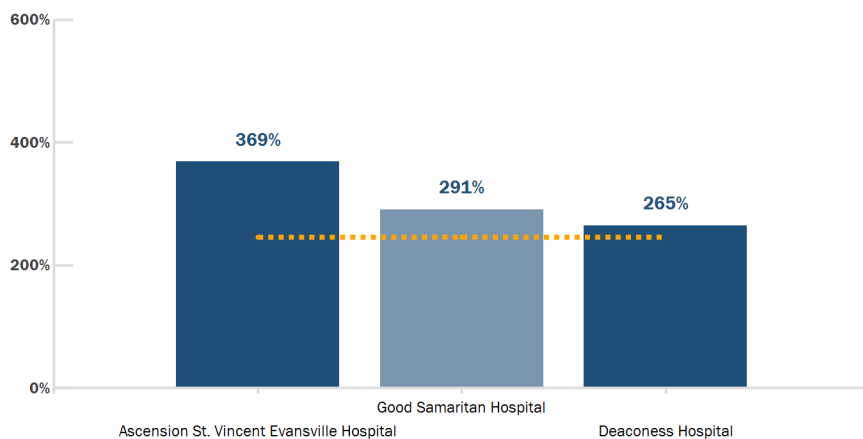
updated July 1, 2022: <https://employerptp.org/rand/4-0/>

Of note: Critical Access Hospitals are not shown in graphs because Medicare has a separate and unique payment schedule for them.

Indiana University Health reports under one CCN (150056) for Indiana University Health University Hospital, Indiana University Health Saxony Hospital, Indiana Health Methodist Hospital, and Riley Hospital for Children: https://www.ahd.com/free_profile/150056/IU_Health_Methodist_University/Indianapolis/Indiana/.

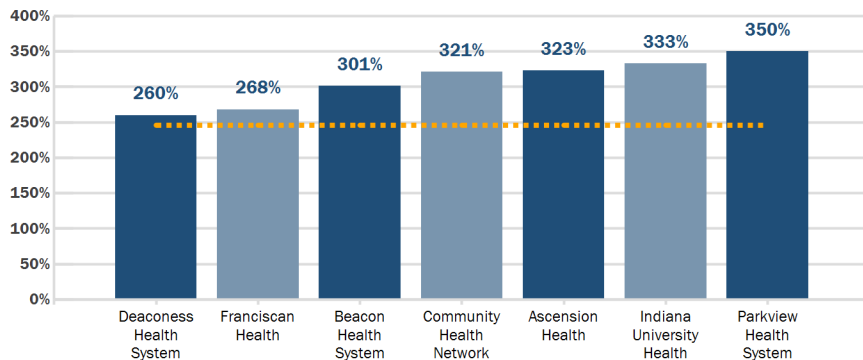
RAND Total Facility Plus Physician Relative Price (%) (2018 - 2020)

--- 2020 National Average (246%)



Indiana Health Systems - RAND Total Facility Plus Physician Relative Price (%) (2020)

--- 2020 National Average (246%)



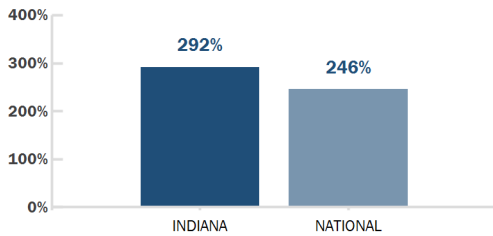


INDIANA STATE HOUSE DISTRICT 65

Hospital Name	Type*	CMS Overall Hospital Quality Star Ratings (October 2022)*	RAND Total Facility Plus Physician Relative Price (%) (2018 - 2020)**
Monroe Hospital	For-Profit	N/A	533%
IU Health Bloomington Hospital	Non-Profit	4	358%
Schneck Medical Center	Government - Local	5	320%
Johnson Memorial Hospital	Government - Local	4	267%

Indiana Ranks **7th HIGHEST** in RAND Total Facility Plus Physician Relative Price

National vs. Indiana RAND Total Facility Plus Physician Relative Price (%) (2020)



DEFINITIONS:

CMS Overall Hospital Quality Star Rating - The Center for Medicare and Medicaid Services Overall Hospital Quality Star Rating summarizes a variety of measures across 5 areas of quality into a single star rating from 1-5 for each hospital. Measure groups include mortality, safety of care, readmission, patient experience, and timely and effective care. A higher score indicates better quality.

Total Facility Plus Physician Relative Price - Payment made by employees/employers via their insurance company to hospital facilities for inpatient and outpatient services. This is represented as a Percent of Medicare, meaning it compares what employees/employers paid to what Medicare would have paid for the exact same service to the same hospital in the same year. This does include physician payment, referred to as a professional fee.

Sources:

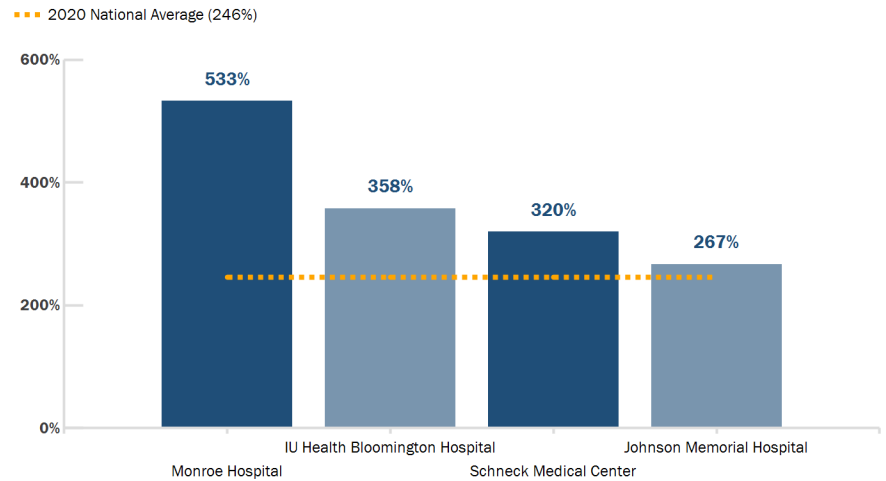
* CMS Overall Hospital Quality Star Rating: Released October 2022: <https://data.cms.gov/provider-data/dataset/xubh-q36u>

** RAND 4.0 Hospital Price Transparency Study, Published May 2022, updated July 1, 2022: <https://employerptp.org/rand/4-0/>

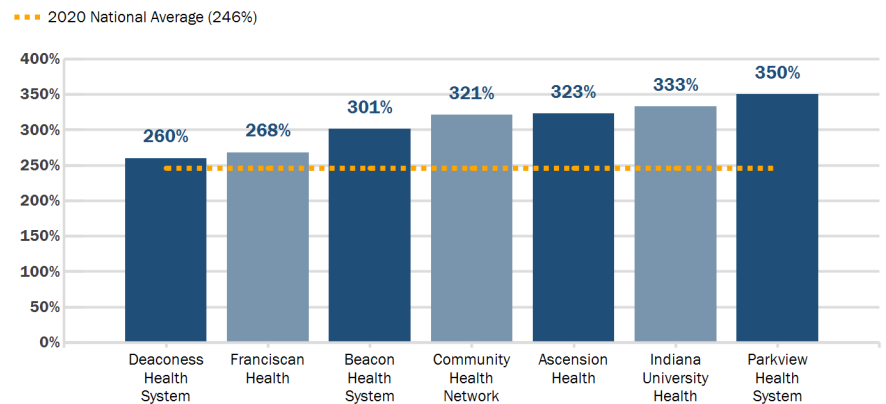
Of note: Critical Access Hospitals are not shown in graphs because Medicare has a separate and unique payment schedule for them.

Indiana University Health reports under one CCN (150056) for Indiana University Health University Hospital, Indiana University Health Saxony Hospital, Indiana Health Methodist Hospital, and Riley Hospital for Children: https://www.ahd.com/free_profile/150056/IU_Health_Methodist_University/Indianapolis/Indiana/.

RAND Total Facility Plus Physician Relative Price (%) (2018 - 2020)



Indiana Health Systems - RAND Total Facility Plus Physician Relative Price (%) (2020)



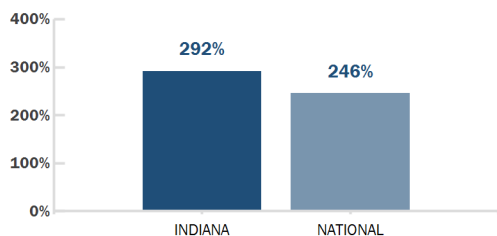


INDIANA STATE HOUSE DISTRICT 66

Hospital Name	Type*	CMS Overall Hospital Quality Star Ratings (October 2022)*	RAND Total Facility Plus Physician Relative Price (%) (2018 - 2020)**
Norton-King's Daughter Health	Non-Profit	2	300%
Clark Memorial Health	Non-Profit	2	161%

Indiana Ranks **7th HIGHEST** in RAND Total Facility Plus Physician Relative Price

National vs. Indiana RAND Total Facility Plus Physician Relative Price (%) (2020)



DEFINITIONS:

CMS Overall Hospital Quality Star Rating - The Center for Medicare and Medicaid Services Overall Hospital Quality Star Rating summarizes a variety of measures across 5 areas of quality into a single star rating from 1-5 for each hospital. Measure groups include mortality, safety of care, readmission, patient experience, and timely and effective care. A higher score indicates better quality.

Total Facility Plus Physician Relative Price - Payment made by employees/employers via their insurance company to hospital facilities for inpatient and outpatient services. This is represented as a Percent of Medicare, meaning it compares what employees/employers paid to what Medicare would have paid for the exact same service to the same hospital in the same year. This does include physician payment, referred to as a professional fee.

Sources:

* CMS Overall Hospital Quality Star Rating: Released October 2022:

<https://data.cms.gov/provider-data/dataset/xubh-q36u>

** RAND 4.0 Hospital Price Transparency Study, Published May 2022,

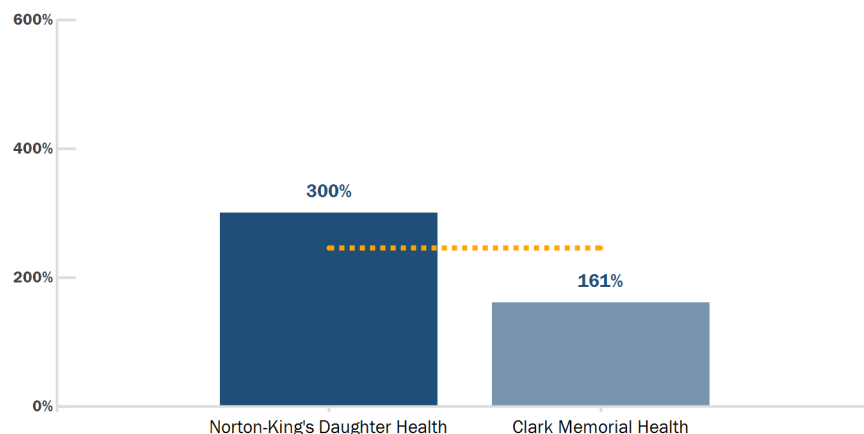
updated July 1, 2022: <https://employernp.org/rand/4-0/>

Of note: Critical Access Hospitals are not shown in graphs because Medicare has a separate and unique payment schedule for them.

Indiana University Health reports under one CCN (150056) for Indiana University Health University Hospital, Indiana University Health Saxony Hospital, Indiana Health Methodist Hospital, and Riley Hospital for Children: https://www.ahd.com/free_profile/150056/IU_Health_Methodist_University/Indianapolis/Indiana/.

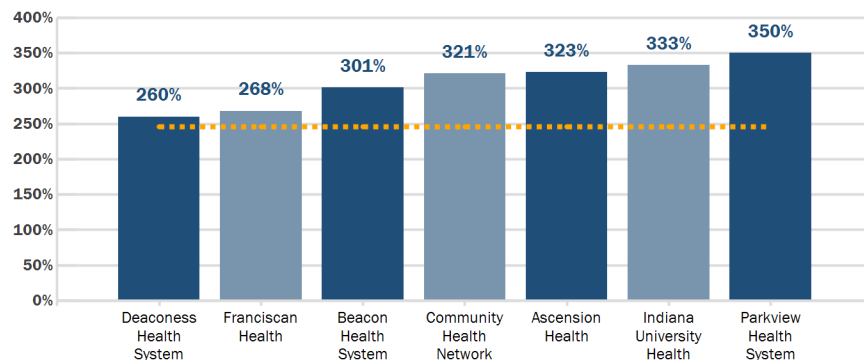
RAND Total Facility Plus Physician Relative Price (%) (2018 - 2020)

--- 2020 National Average (246%)



Indiana Health Systems - RAND Total Facility Plus Physician Relative Price (%) (2020)

--- 2020 National Average (246%)



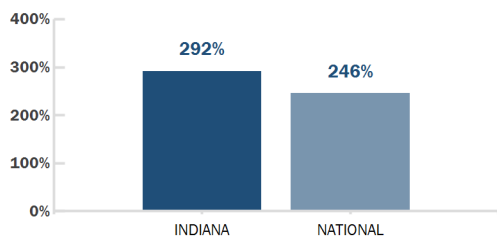


INDIANA STATE HOUSE DISTRICT 67

Hospital Name	Type*	CMS Overall Hospital Quality Star Ratings (October 2022)*	RAND Total Facility Plus Physician Relative Price (%) (2018 - 2020)**
Norton-King's Daughter Health	Non-Profit	2	300%
St. Elizabeth Dearborn Hospital	Government - Local	3	241%

Indiana Ranks **7th HIGHEST** in RAND Total Facility Plus Physician Relative Price

National vs. Indiana RAND Total Facility Plus Physician Relative Price (%) (2020)



DEFINITIONS:

CMS Overall Hospital Quality Star Rating - The Center for Medicare and Medicaid Services Overall Hospital Quality Star Rating summarizes a variety of measures across 5 areas of quality into a single star rating from 1-5 for each hospital. Measure groups include mortality, safety of care, readmission, patient experience, and timely and effective care. A higher score indicates better quality.

Total Facility Plus Physician Relative Price - Payment made by employees/employers via their insurance company to hospital facilities for inpatient and outpatient services. This is represented as a Percent of Medicare, meaning it compares what employees/employers paid to what Medicare would have paid for the exact same service to the same hospital in the same year. This does include physician payment, referred to as a professional fee.

Sources:

* CMS Overall Hospital Quality Star Rating: Released October 2022:

<https://data.cms.gov/provider-data/dataset/xubh-q36u>

** RAND 4.0 Hospital Price Transparency Study, Published May 2022,

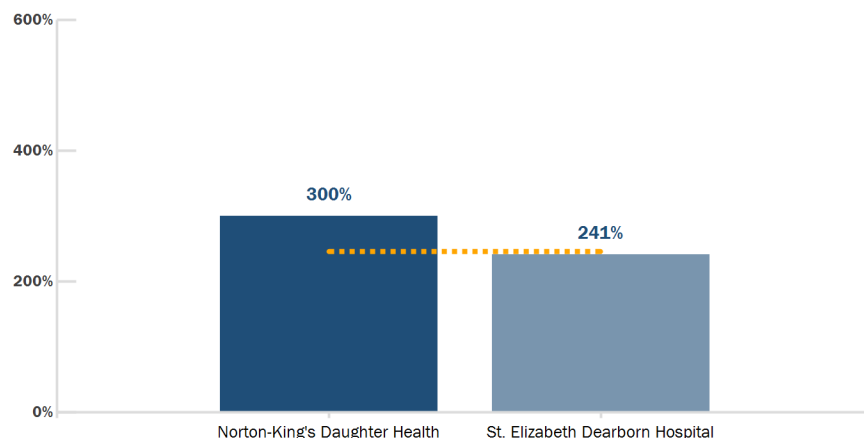
updated July 1, 2022: <https://employernp.org/rand/4-0/>

Of note: Critical Access Hospitals are not shown in graphs because Medicare has a separate and unique payment schedule for them.

Indiana University Health reports under one CCN (150056) for Indiana University Health University Hospital, Indiana University Health Saxony Hospital, Indiana Health Methodist Hospital, and Riley Hospital for Children: https://www.ahd.com/free_profile/150056/IU_Health_Methodist_University/Indianapolis/Indiana/.

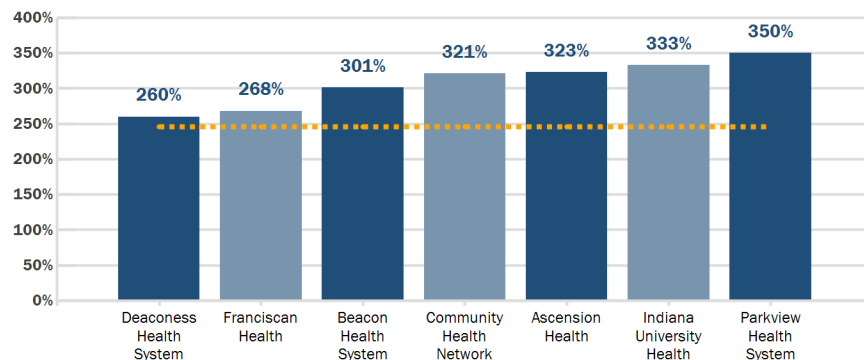
RAND Total Facility Plus Physician Relative Price (%) (2018 - 2020)

--- 2020 National Average (246%)



Indiana Health Systems - RAND Total Facility Plus Physician Relative Price (%) (2020)

--- 2020 National Average (246%)





INDIANA STATE HOUSE DISTRICT 68

Hospital Name

Type*

CMS Overall Hospital
Quality Star Ratings
(October 2022)*

RAND Total Facility Plus
Physician Relative Price (%)
(2018 - 2020)**

St. Elizabeth Dearborn Hospital

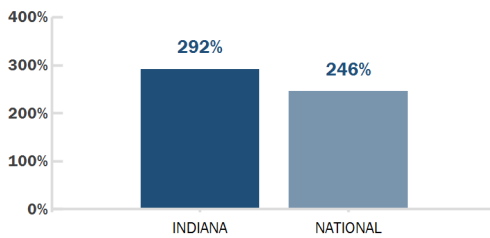
Government - Local

3

241%

Indiana Ranks **7th HIGHEST** in RAND Total Facility Plus Physician Relative Price

National vs. Indiana RAND Total Facility Plus
Physician Relative Price (%) (2020)



DEFINITIONS:

CMS Overall Hospital Quality Star Rating - The Center for Medicare and Medicaid Services Overall Hospital Quality Star Rating summarizes a variety of measures across 5 areas of quality into a single star rating from 1-5 for each hospital. Measure groups include mortality, safety of care, readmission, patient experience, and timely and effective care. A higher score indicates better quality.

Total Facility Plus Physician Relative Price - Payment made by employees/employers via their insurance company to hospital facilities for inpatient and outpatient services. This is represented as a Percent of Medicare, meaning it compares what employees/employers paid to what Medicare would have paid for the exact same service to the same hospital in the same year. This does include physician payment, referred to as a professional fee.

Sources:

* CMS Overall Hospital Quality Star Rating: Released October 2022: <https://data.cms.gov/provider-data/dataset/xubh-q36u>

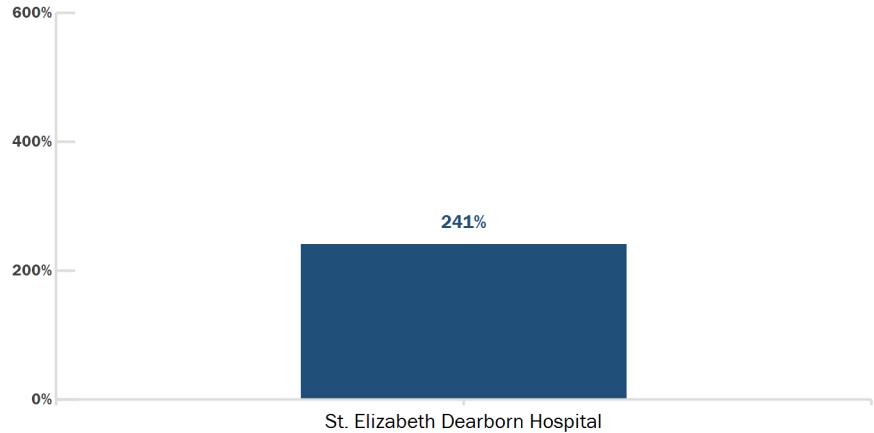
** RAND 4.0 Hospital Price Transparency Study, Published May 2022, updated July 1, 2022: <https://employerptp.org/rand/4-0/>

Of note: Critical Access Hospitals are not shown in graphs because Medicare has a separate and unique payment schedule for them.

Indiana University Health reports under one CCN (150056) for Indiana University Health University Hospital, Indiana University Health Saxony Hospital, Indiana Health Methodist Hospital, and Riley Hospital for Children: https://www.ahd.com/free_profile/150056/IU_Health_Methodist_University/Indianapolis/Indiana/.

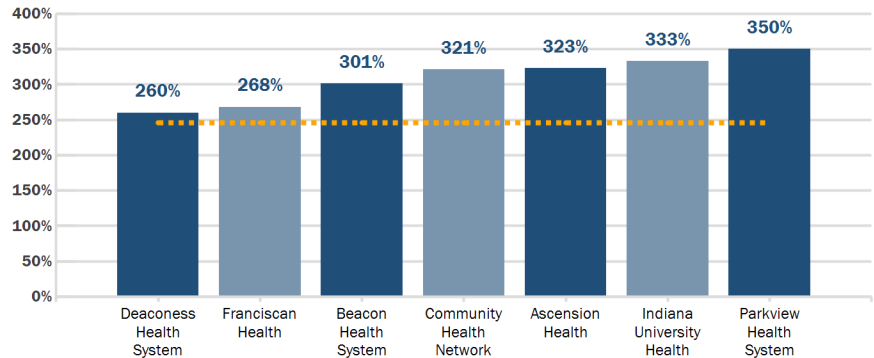
RAND Total Facility Plus Physician Relative Price (%) (2018 - 2020)

--- 2020 National Average (246%)



Indiana Health Systems - RAND Total Facility Plus Physician Relative Price (%) (2020)

--- 2020 National Average (246%)



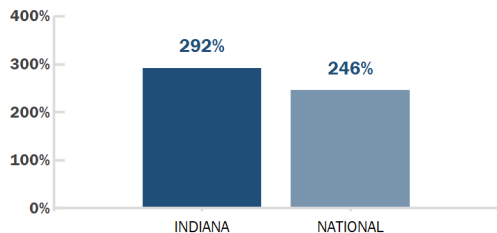


INDIANA STATE HOUSE DISTRICT 69

Hospital Name	Type*	CMS Overall Hospital Quality Star Ratings (October 2022)*	RAND Total Facility Plus Physician Relative Price (%) (2018 - 2020)**
Schneck Medical Center	Government - Local	5	320%
Norton-King's Daughter Health	Non-Profit	2	300%
Columbus Regional Hospital	Government - Local	4	247%

Indiana Ranks **7th HIGHEST** in RAND Total Facility Plus Physician Relative Price

National vs. Indiana RAND Total Facility Plus Physician Relative Price (%) (2020)



DEFINITIONS:

CMS Overall Hospital Quality Star Rating - The Center for Medicare and Medicaid Services Overall Hospital Quality Star Rating summarizes a variety of measures across 5 areas of quality into a single star rating from 1-5 for each hospital. Measure groups include mortality, safety of care, readmission, patient experience, and timely and effective care. A higher score indicates better quality.

Total Facility Plus Physician Relative Price - Payment made by employees/employers via their insurance company to hospital facilities for inpatient and outpatient services. This is represented as a Percent of Medicare, meaning it compares what employees/employers paid to what Medicare would have paid for the exact same service to the same hospital in the same year. This does include physician payment, referred to as a professional fee.

Sources:

* CMS Overall Hospital Quality Star Rating: Released October 2022:

<https://data.cms.gov/provider-data/dataset/xubh-q36u>

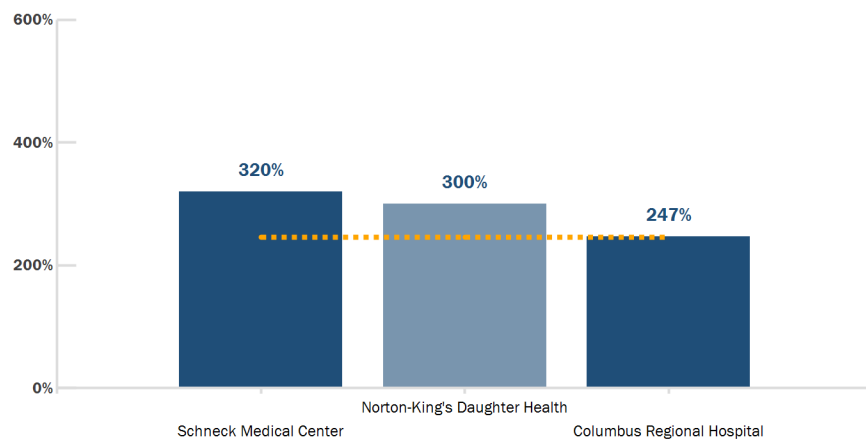
** RAND 4.0 Hospital Price Transparency Study, Published May 2022, updated July 1, 2022: <https://employerptp.org/rand/4-0/>

Of note: Critical Access Hospitals are not shown in graphs because Medicare has a separate and unique payment schedule for them.

Indiana University Health reports under one CCN (150056) for Indiana University Health University Hospital, Indiana University Health Saxony Hospital, Indiana Health Methodist Hospital, and Riley Hospital for Children: https://www.ahd.com/free_profile/150056/IU_Health_Methodist_University/Indianapolis/Indiana/.

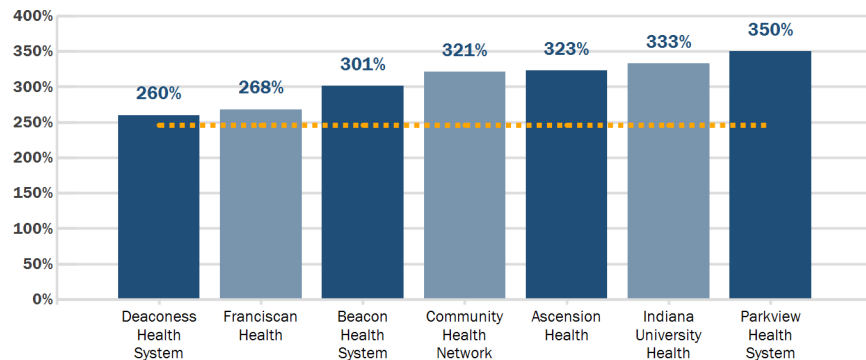
RAND Total Facility Plus Physician Relative Price (%) (2018 - 2020)

--- 2020 National Average (246%)



Indiana Health Systems - RAND Total Facility Plus Physician Relative Price (%) (2020)

--- 2020 National Average (246%)



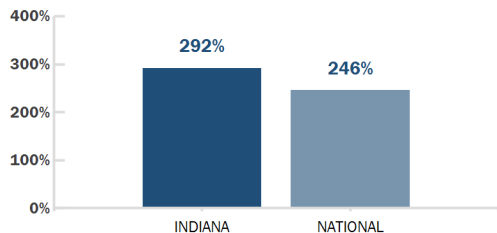


INDIANA STATE HOUSE DISTRICT 70

Hospital Name	Type*	CMS Overall Hospital Quality Star Ratings (October 2022)*	RAND Total Facility Plus Physician Relative Price (%) (2018 - 2020)**
Baptist Health Floyd	Non-Profit	3	170%
Clark Memorial Health	Non-Profit	2	161%
Physician's Medical Center	Physician	N/A	138%

Indiana Ranks **7th HIGHEST** in RAND Total Facility Plus Physician Relative Price

National vs. Indiana RAND Total Facility Plus Physician Relative Price (%) (2020)



DEFINITIONS:

CMS Overall Hospital Quality Star Rating - The Center for Medicare and Medicaid Services Overall Hospital Quality Star Rating summarizes a variety of measures across 5 areas of quality into a single star rating from 1-5 for each hospital. Measure groups include mortality, safety of care, readmission, patient experience, and timely and effective care. A higher score indicates better quality.

Total Facility Plus Physician Relative Price - Payment made by employees/employers via their insurance company to hospital facilities for inpatient and outpatient services. This is represented as a Percent of Medicare, meaning it compares what employees/employers paid to what Medicare would have paid for the exact same service to the same hospital in the same year. This does include physician payment, referred to as a professional fee.

Sources:

* CMS Overall Hospital Quality Star Rating: Released October 2022:

<https://data.cms.gov/provider-data/dataset/xubh-q36u>

** RAND 4.0 Hospital Price Transparency Study, Published May 2022,

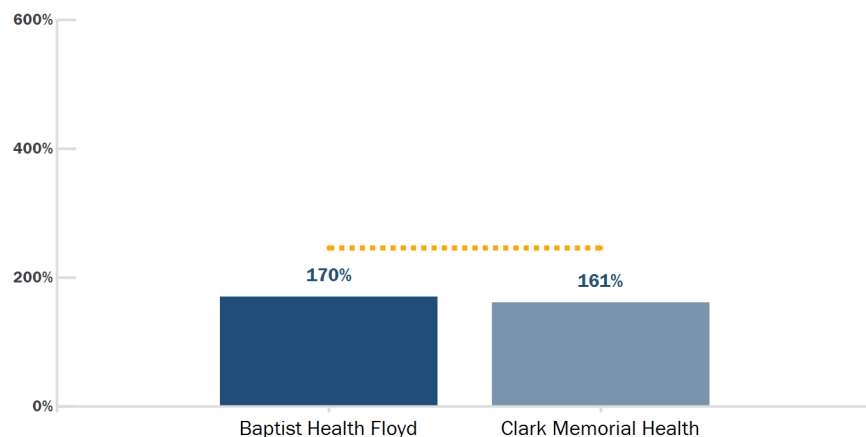
updated July 1, 2022: <https://employerptp.org/rand/4-0/>

Of note: Critical Access Hospitals are not shown in graphs because Medicare has a separate and unique payment schedule for them.

Indiana University Health reports under one CCN (150056) for Indiana University Health University Hospital, Indiana University Health Saxony Hospital, Indiana Health Methodist Hospital, and Riley Hospital for Children: https://www.ahd.com/free_profile/150056/IU_Health_Methodist_University/Indianapolis/Indiana/.

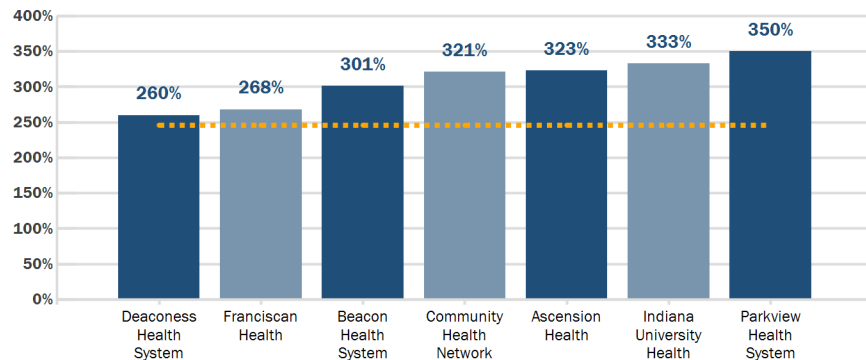
RAND Total Facility Plus Physician Relative Price (%) (2018 - 2020)

--- 2020 National Average (246%)



Indiana Health Systems - RAND Total Facility Plus Physician Relative Price (%) (2020)

--- 2020 National Average (246%)



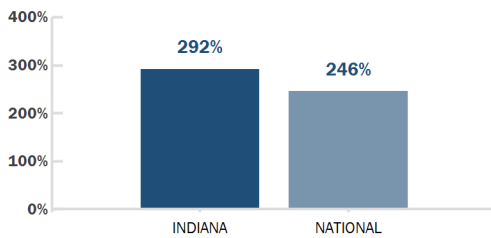


INDIANA STATE HOUSE DISTRICT 71

Hospital Name	Type*	CMS Overall Hospital Quality Star Ratings (October 2022)*	RAND Total Facility Plus Physician Relative Price (%) (2018 - 2020)**
Clark Memorial Health	Non-Profit	2	161%

Indiana Ranks **7th HIGHEST** in RAND Total Facility Plus Physician Relative Price

National vs. Indiana RAND Total Facility Plus Physician Relative Price (%) (2020)



DEFINITIONS:

CMS Overall Hospital Quality Star Rating - The Center for Medicare and Medicaid Services Overall Hospital Quality Star Rating summarizes a variety of measures across 5 areas of quality into a single star rating from 1-5 for each hospital. Measure groups include mortality, safety of care, readmission, patient experience, and timely and effective care. A higher score indicates better quality.

Total Facility Plus Physician Relative Price - Payment made by employees/employers via their insurance company to hospital facilities for inpatient and outpatient services. This is represented as a Percent of Medicare, meaning it compares what employees/employers paid to what Medicare would have paid for the exact same service to the same hospital in the same year. This does include physician payment, referred to as a professional fee.

Sources:

* CMS Overall Hospital Quality Star Rating: Released October 2022:

<https://data.cms.gov/provider-data/dataset/xubh-q36u>

** RAND 4.0 Hospital Price Transparency Study, Published May 2022,

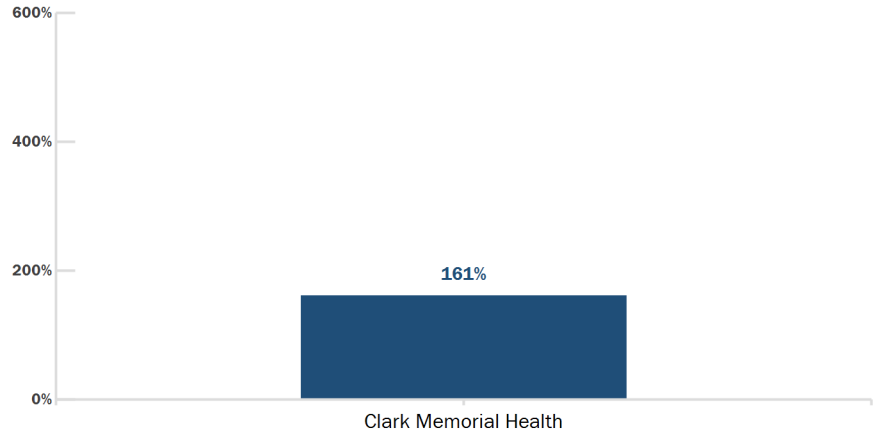
updated July 1, 2022: <https://employerptp.org/rand/4-0/>

Of note: Critical Access Hospitals are not shown in graphs because Medicare has a separate and unique payment schedule for them.

Indiana University Health reports under one CCN (150056) for Indiana University Health University Hospital, Indiana University Health Saxony Hospital, Indiana Health Methodist Hospital, and Riley Hospital for Children: https://www.ahd.com/free_profile/150056/IU_Health_Methodist_University/Indianapolis/Indiana/.

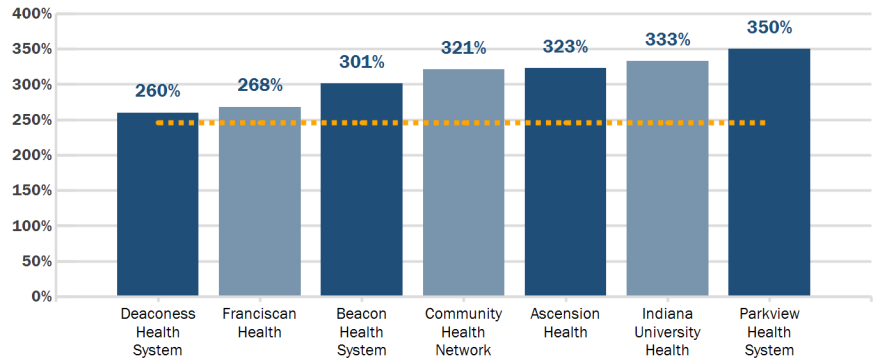
RAND Total Facility Plus Physician Relative Price (%) (2018 - 2020)

--- 2020 National Average (246%)



Indiana Health Systems - RAND Total Facility Plus Physician Relative Price (%) (2020)

--- 2020 National Average (246%)



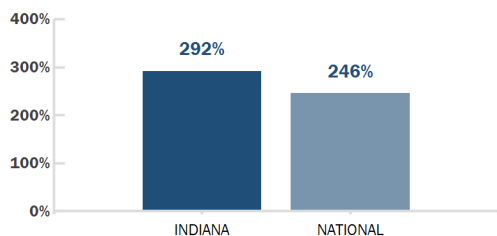


INDIANA STATE HOUSE DISTRICT 72

Hospital Name	Type*	CMS Overall Hospital Quality Star Ratings (October 2022)*	RAND Total Facility Plus Physician Relative Price (%) (2018 - 2020)**
Baptist Health Floyd	Non-Profit	3	170%
Physician's Medical Center	Physician	N/A	138%

Indiana Ranks **7th HIGHEST** in RAND Total Facility Plus Physician Relative Price

National vs. Indiana RAND Total Facility Plus Physician Relative Price (%) (2020)



DEFINITIONS:

CMS Overall Hospital Quality Star Rating - The Center for Medicare and Medicaid Services Overall Hospital Quality Star Rating summarizes a variety of measures across 5 areas of quality into a single star rating from 1-5 for each hospital. Measure groups include mortality, safety of care, readmission, patient experience, and timely and effective care. A higher score indicates better quality.

Total Facility Plus Physician Relative Price - Payment made by employees/employers via their insurance company to hospital facilities for inpatient and outpatient services. This is represented as a Percent of Medicare, meaning it compares what employees/employers paid to what Medicare would have paid for the exact same service to the same hospital in the same year. This does include physician payment, referred to as a professional fee.

Sources:

* CMS Overall Hospital Quality Star Rating: Released October 2022:

<https://data.cms.gov/provider-data/dataset/xubh-q36u>

** RAND 4.0 Hospital Price Transparency Study, Published May 2022,

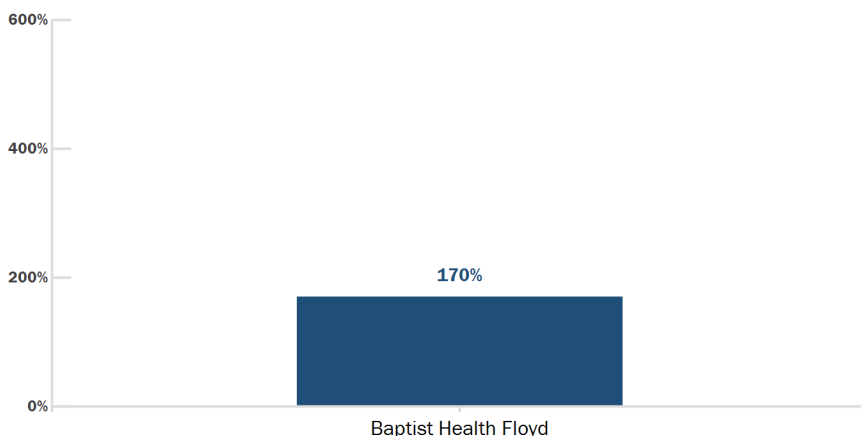
updated July 1, 2022: <https://employernp.org/rand/4-0/>

Of note: Critical Access Hospitals are not shown in graphs because Medicare has a separate and unique payment schedule for them.

Indiana University Health reports under one CCN (150056) for Indiana University Health University Hospital, Indiana University Health Saxony Hospital, Indiana Health Methodist Hospital, and Riley Hospital for Children: https://www.ahd.com/free_profile/150056/IU_Health_Methodist_University/Indianapolis/Indiana/.

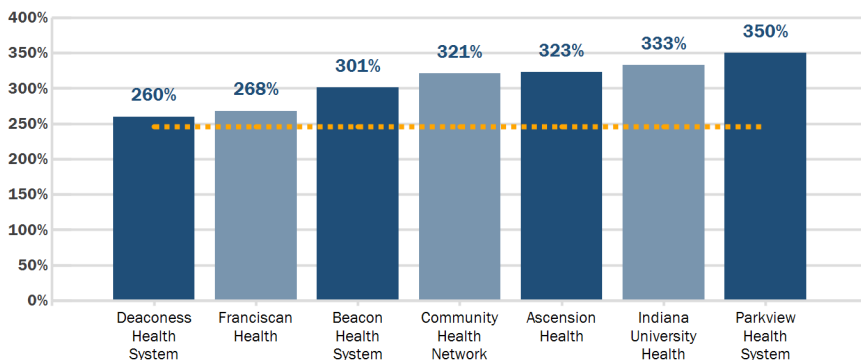
RAND Total Facility Plus Physician Relative Price (%) (2018 - 2020)

--- 2020 National Average (246%)



Indiana Health Systems - RAND Total Facility Plus Physician Relative Price (%) (2020)

--- 2020 National Average (246%)



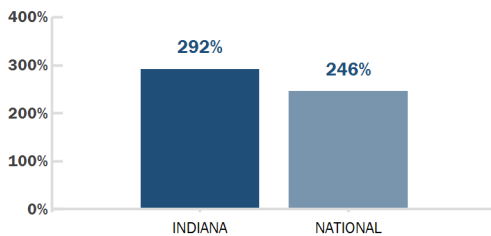


INDIANA STATE HOUSE DISTRICT 73

Hospital Name	Type*	CMS Overall Hospital Quality Star Ratings (October 2022)*	RAND Total Facility Plus Physician Relative Price (%) (2018 - 2020)**
Schneck Medical Center	Government - Local	5	320%
Clark Memorial Health	Non-Profit	2	161%

Indiana Ranks **7th HIGHEST** in RAND Total Facility Plus Physician Relative Price

National vs. Indiana RAND Total Facility Plus Physician Relative Price (%) (2020)



DEFINITIONS:

CMS Overall Hospital Quality Star Rating - The Center for Medicare and Medicaid Services Overall Hospital Quality Star Rating summarizes a variety of measures across 5 areas of quality into a single star rating from 1-5 for each hospital. Measure groups include mortality, safety of care, readmission, patient experience, and timely and effective care. A higher score indicates better quality.

Total Facility Plus Physician Relative Price - Payment made by employees/employers via their insurance company to hospital facilities for inpatient and outpatient services. This is represented as a Percent of Medicare, meaning it compares what employees/employers paid to what Medicare would have paid for the exact same service to the same hospital in the same year. This does include physician payment, referred to as a professional fee.

Sources:

* CMS Overall Hospital Quality Star Rating: Released October 2022:

<https://data.cms.gov/provider-data/dataset/xubh-q36u>

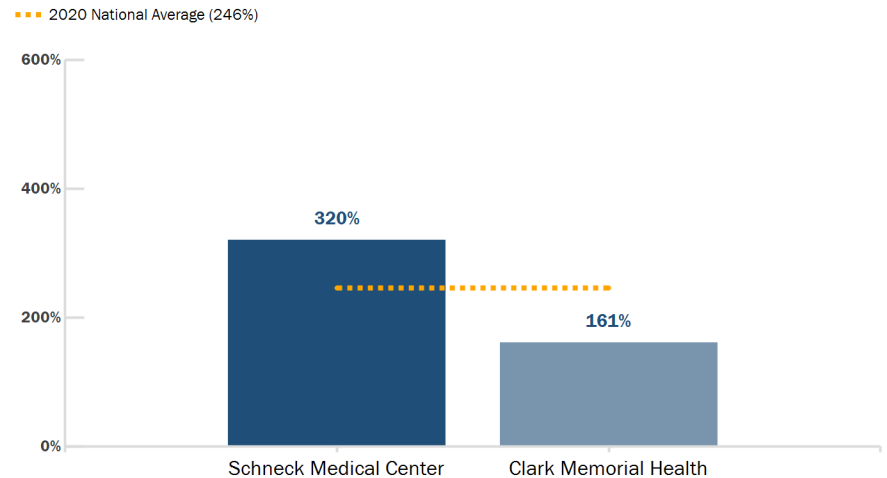
** RAND 4.0 Hospital Price Transparency Study, Published May 2022,

updated July 1, 2022: <https://employernp.org/rand/4-0/>

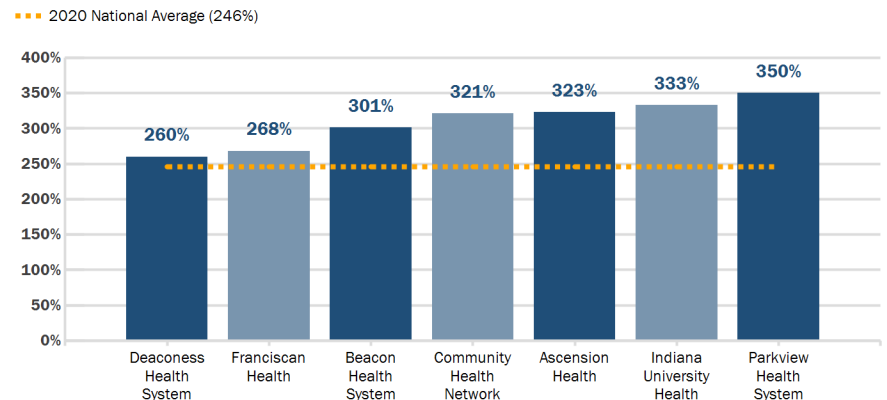
Of note: Critical Access Hospitals are not shown in graphs because Medicare has a separate and unique payment schedule for them.

Indiana University Health reports under one CCN (150056) for Indiana University Health University Hospital, Indiana University Health Saxony Hospital, Indiana Health Methodist Hospital, and Riley Hospital for Children: https://www.ahd.com/free_profile/150056/IU_Health_Methodist_University/Indianapolis/Indiana/.

RAND Total Facility Plus Physician Relative Price (%) (2018 - 2020)



Indiana Health Systems - RAND Total Facility Plus Physician Relative Price (%) (2020)



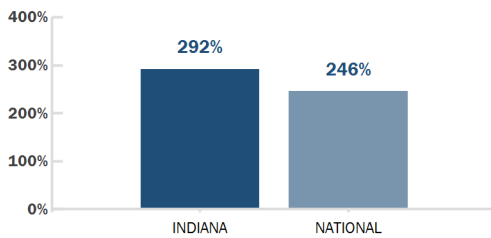


INDIANA STATE HOUSE DISTRICT 74

Hospital Name	Type*	CMS Overall Hospital Quality Star Ratings (October 2022)*	RAND Total Facility Plus Physician Relative Price (%) (2018 - 2020)**
Memorial Hospital and Health Care Center	Non-Profit	4	203%

Indiana Ranks **7th HIGHEST** in RAND Total Facility Plus Physician Relative Price

National vs. Indiana RAND Total Facility Plus Physician Relative Price (%) (2020)



DEFINITIONS:

CMS Overall Hospital Quality Star Rating - The Center for Medicare and Medicaid Services Overall Hospital Quality Star Rating summarizes a variety of measures across 5 areas of quality into a single star rating from 1-5 for each hospital. Measure groups include mortality, safety of care, readmission, patient experience, and timely and effective care. A higher score indicates better quality.

Total Facility Plus Physician Relative Price - Payment made by employees/employers via their insurance company to hospital facilities for inpatient and outpatient services. This is represented as a Percent of Medicare, meaning it compares what employees/employers paid to what Medicare would have paid for the exact same service to the same hospital in the same year. This does include physician payment, referred to as a professional fee.

Sources:

* CMS Overall Hospital Quality Star Rating: Released October 2022: <https://data.cms.gov/provider-data/dataset/xubh-q36u>

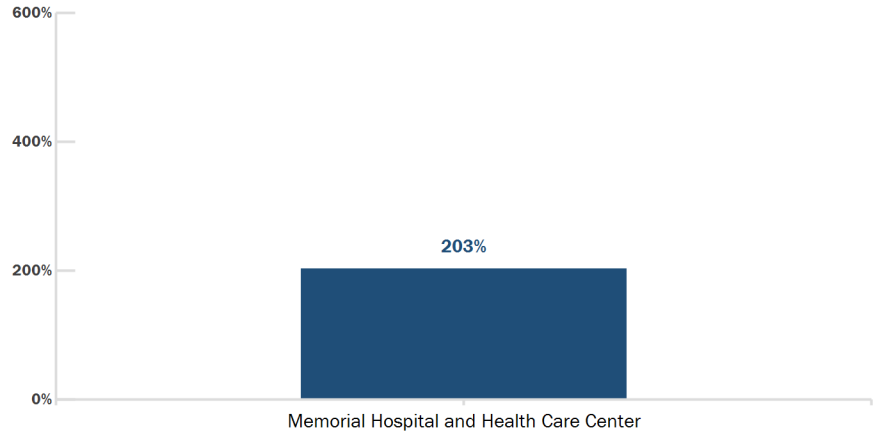
** RAND 4.0 Hospital Price Transparency Study, Published May 2022, updated July 1, 2022: <https://employerptp.org/rand/4-0/>

Of note: Critical Access Hospitals are not shown in graphs because Medicare has a separate and unique payment schedule for them.

Indiana University Health reports under one CCN (150056) for Indiana University Health University Hospital, Indiana University Health Saxony Hospital, Indiana Health Methodist Hospital, and Riley Hospital for Children: https://www.ahd.com/free_profile/150056/IU_Health_Methodist_University/Indianapolis/Indiana/.

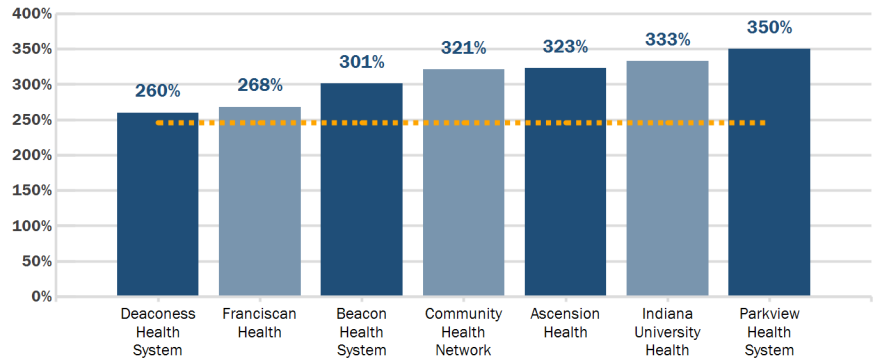
RAND Total Facility Plus Physician Relative Price (%) (2018 - 2020)

--- 2020 National Average (246%)



Indiana Health Systems - RAND Total Facility Plus Physician Relative Price (%) (2020)

--- 2020 National Average (246%)



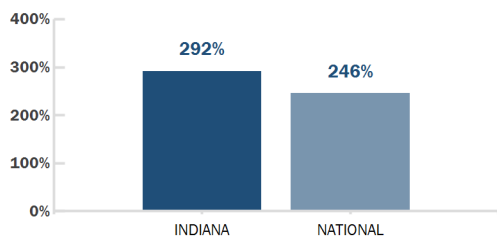


INDIANA STATE HOUSE DISTRICT 76

Hospital Name	Type*	CMS Overall Hospital Quality Star Ratings (October 2022)*	RAND Total Facility Plus Physician Relative Price (%) (2018 - 2020)**
Ascension St. Vincent Evansville Hospital	Non-Profit	4	369%
Deaconess Hospital	Non-Profit	3	265%

Indiana Ranks **7th HIGHEST** in RAND Total Facility Plus Physician Relative Price

National vs. Indiana RAND Total Facility Plus Physician Relative Price (%) (2020)



DEFINITIONS:

CMS Overall Hospital Quality Star Rating - The Center for Medicare and Medicaid Services Overall Hospital Quality Star Rating summarizes a variety of measures across 5 areas of quality into a single star rating from 1-5 for each hospital. Measure groups include mortality, safety of care, readmission, patient experience, and timely and effective care. A higher score indicates better quality.

Total Facility Plus Physician Relative Price - Payment made by employees/employers via their insurance company to hospital facilities for inpatient and outpatient services. This is represented as a Percent of Medicare, meaning it compares what employees/employers paid to what Medicare would have paid for the exact same service to the same hospital in the same year. This does include physician payment, referred to as a professional fee.

Sources:

* CMS Overall Hospital Quality Star Rating: Released October 2022:

<https://data.cms.gov/provider-data/dataset/xubh-q36u>

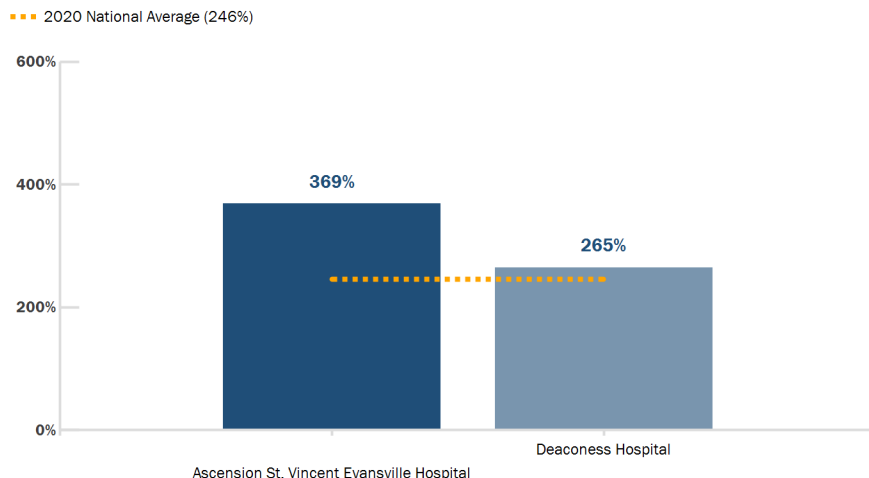
** RAND 4.0 Hospital Price Transparency Study, Published May 2022,

updated July 1, 2022: <https://employernp.org/rand/4-0/>

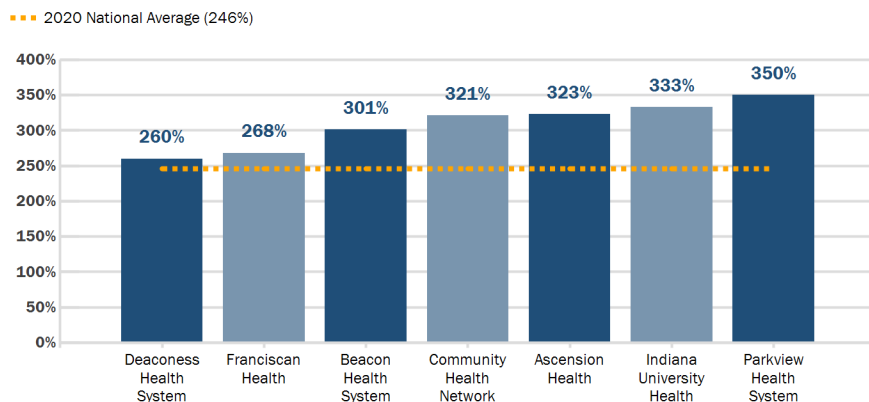
Of note: Critical Access Hospitals are not shown in graphs because Medicare has a separate and unique payment schedule for them.

Indiana University Health reports under one CCN (150056) for Indiana University Health University Hospital, Indiana University Health Saxony Hospital, Indiana Health Methodist Hospital, and Riley Hospital for Children: https://www.ahd.com/free_profile/150056/IU_Health_Methodist_University/Indianapolis/Indiana/.

RAND Total Facility Plus Physician Relative Price (%) (2018 - 2020)



Indiana Health Systems - RAND Total Facility Plus Physician Relative Price (%) (2020)



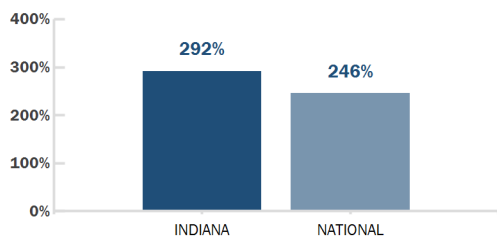


INDIANA STATE HOUSE DISTRICT 77

Hospital Name	Type*	CMS Overall Hospital Quality Star Ratings (October 2022)*	RAND Total Facility Plus Physician Relative Price (%) (2018 - 2020)**
Ascension St. Vincent Evansville Hospital	Non-Profit	4	369%
Deaconess Hospital	Non-Profit	3	265%

Indiana Ranks **7th HIGHEST** in RAND Total Facility Plus Physician Relative Price

National vs. Indiana RAND Total Facility Plus Physician Relative Price (%) (2020)



DEFINITIONS:

CMS Overall Hospital Quality Star Rating - The Center for Medicare and Medicaid Services Overall Hospital Quality Star Rating summarizes a variety of measures across 5 areas of quality into a single star rating from 1-5 for each hospital. Measure groups include mortality, safety of care, readmission, patient experience, and timely and effective care. A higher score indicates better quality.

Total Facility Plus Physician Relative Price - Payment made by employees/employers via their insurance company to hospital facilities for inpatient and outpatient services. This is represented as a Percent of Medicare, meaning it compares what employees/employers paid to what Medicare would have paid for the exact same service to the same hospital in the same year. This does include physician payment, referred to as a professional fee.

Sources:

* CMS Overall Hospital Quality Star Rating: Released October 2022:

<https://data.cms.gov/provider-data/dataset/xubh-q36u>

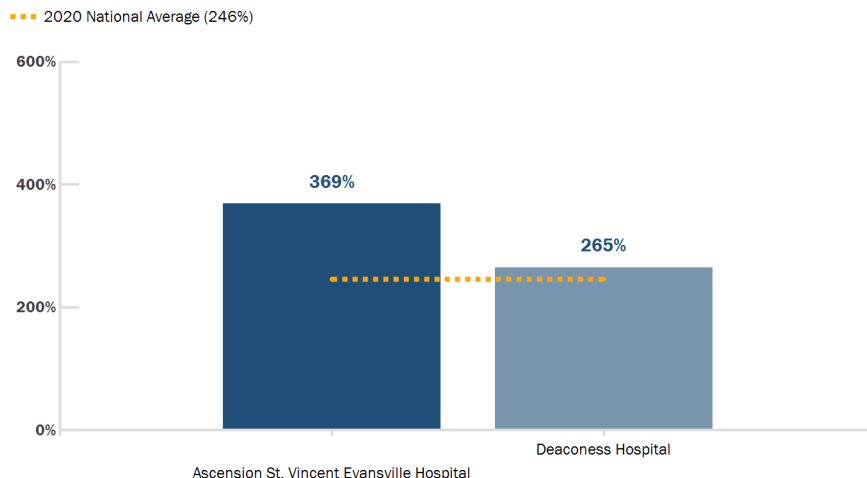
** RAND 4.0 Hospital Price Transparency Study, Published May 2022,

updated July 1, 2022: <https://employernp.org/rand/4-0/>

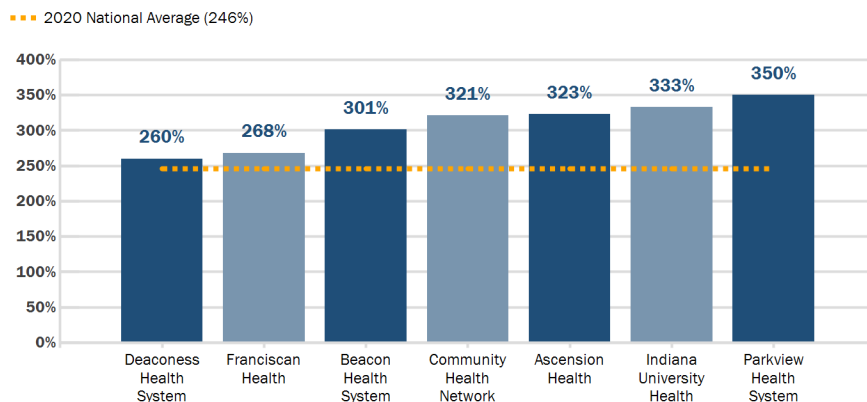
Of note: Critical Access Hospitals are not shown in graphs because Medicare has a separate and unique payment schedule for them.

Indiana University Health reports under one CCN (150056) for Indiana University Health University Hospital, Indiana University Health Saxony Hospital, Indiana Health Methodist Hospital, and Riley Hospital for Children: https://www.ahd.com/free_profile/150056/IU_Health_Methodist_University/Indianapolis/Indiana/.

RAND Total Facility Plus Physician Relative Price (%) (2018 - 2020)



Indiana Health Systems - RAND Total Facility Plus Physician Relative Price (%) (2020)



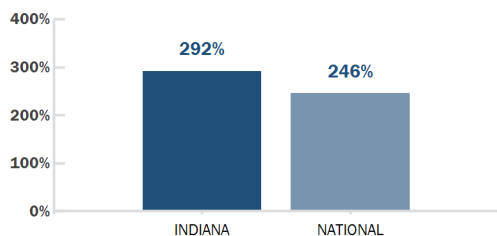


INDIANA STATE HOUSE DISTRICT 78

Hospital Name	Type*	CMS Overall Hospital Quality Star Ratings (October 2022)*	RAND Total Facility Plus Physician Relative Price (%) (2018 - 2020)**
Ascension St. Vincent Evansville Hospital	Non-Profit	4	369%
Deaconess Hospital	Non-Profit	3	265%

Indiana Ranks **7th HIGHEST** in RAND Total Facility Plus Physician Relative Price

National vs. Indiana RAND Total Facility Plus Physician Relative Price (%) (2020)



DEFINITIONS:

CMS Overall Hospital Quality Star Rating - The Center for Medicare and Medicaid Services Overall Hospital Quality Star Rating summarizes a variety of measures across 5 areas of quality into a single star rating from 1-5 for each hospital. Measure groups include mortality, safety of care, readmission, patient experience, and timely and effective care. A higher score indicates better quality.

Total Facility Plus Physician Relative Price - Payment made by employees/employers via their insurance company to hospital facilities for inpatient and outpatient services. This is represented as a Percent of Medicare, meaning it compares what employees/employers paid to what Medicare would have paid for the exact same service to the same hospital in the same year. This does include physician payment, referred to as a professional fee.

Sources:

* CMS Overall Hospital Quality Star Rating: Released October 2022:

<https://data.cms.gov/provider-data/dataset/xubh-q36u>

** RAND 4.0 Hospital Price Transparency Study, Published May 2022,

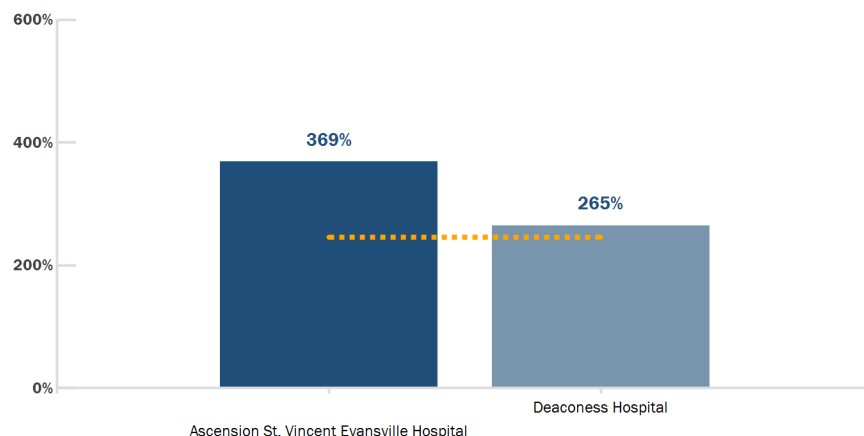
updated July 1, 2022: <https://employernp.org/rand/4-0/>

Of note: Critical Access Hospitals are not shown in graphs because Medicare has a separate and unique payment schedule for them.

Indiana University Health reports under one CCN (150056) for Indiana University Health University Hospital, Indiana University Health Saxony Hospital, Indiana Health Methodist Hospital, and Riley Hospital for Children: https://www.ahd.com/free_profile/150056/IU_Health_Methodist_University/Indianapolis/Indiana/.

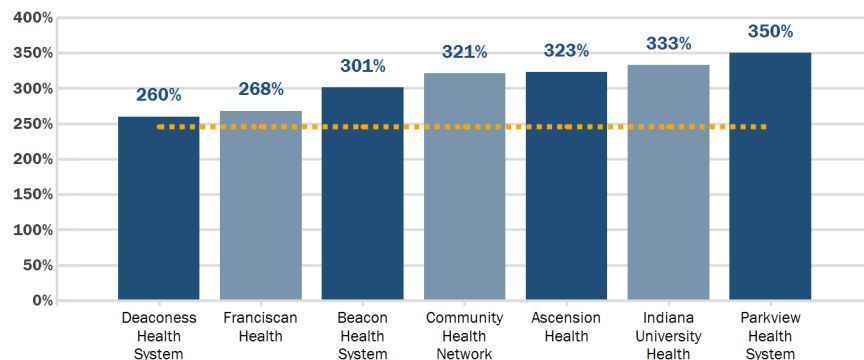
RAND Total Facility Plus Physician Relative Price (%) (2018 - 2020)

--- 2020 National Average (246%)



Indiana Health Systems - RAND Total Facility Plus Physician Relative Price (%) (2020)

--- 2020 National Average (246%)



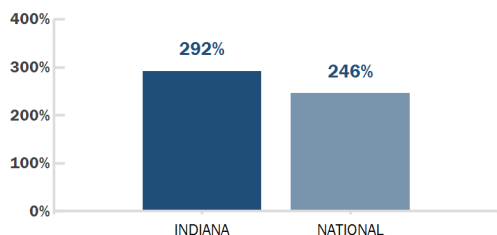


INDIANA STATE HOUSE DISTRICT 79

Hospital Name	Type*	CMS Overall Hospital Quality Star Ratings (October 2022)*	RAND Total Facility Plus Physician Relative Price (%) (2018 - 2020)**
Parkview Regional Medical Center	Non-Profit	4	364%
Bluffton Regional Medical Center	For-Profit	4	324%
Lutheran Hospital of Indiana	For-Profit	2	292%
Dupont Hospital	For-Profit	4	267%

Indiana Ranks **7th HIGHEST** in RAND Total Facility Plus Physician Relative Price

National vs. Indiana RAND Total Facility Plus Physician Relative Price (%) (2020)



DEFINITIONS:

CMS Overall Hospital Quality Star Rating - The Center for Medicare and Medicaid Services Overall Hospital Quality Star Rating summarizes a variety of measures across 5 areas of quality into a single star rating from 1-5 for each hospital. Measure groups include mortality, safety of care, readmission, patient experience, and timely and effective care. A higher score indicates better quality.

Total Facility Plus Physician Relative Price - Payment made by employees/employers via their insurance company to hospital facilities for inpatient and outpatient services. This is represented as a Percent of Medicare, meaning it compares what employees/employers paid to what Medicare would have paid for the exact same service to the same hospital in the same year. This does include physician payment, referred to as a professional fee.

Sources:

* CMS Overall Hospital Quality Star Rating: Released October 2022: <https://data.cms.gov/provider-data/dataset/xubh-q36u>

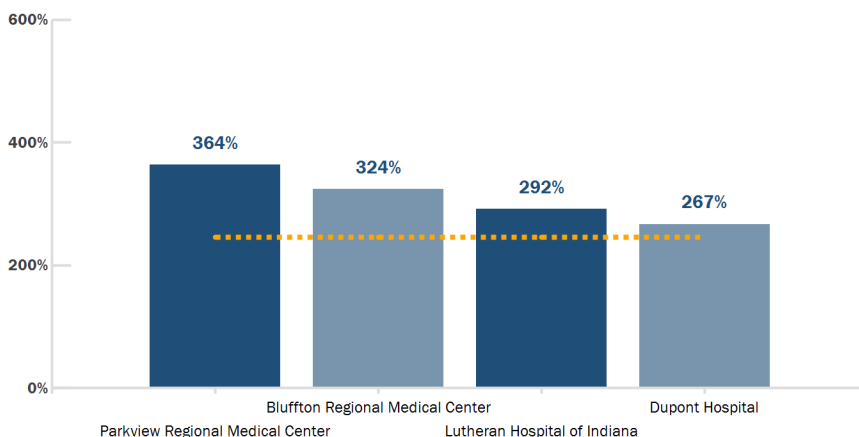
** RAND 4.0 Hospital Price Transparency Study, Published May 2022, updated July 1, 2022: <https://employerptp.org/rand/4-0/>

Of note: Critical Access Hospitals are not shown in graphs because Medicare has a separate and unique payment schedule for them.

Indiana University Health reports under one CCN (150056) for Indiana University Health University Hospital, Indiana University Health Saxony Hospital, Indiana Health Methodist Hospital, and Riley Hospital for Children: https://www.ahd.com/free_profile/150056/IU_Health_Methodist_University/Indianapolis/Indiana/.

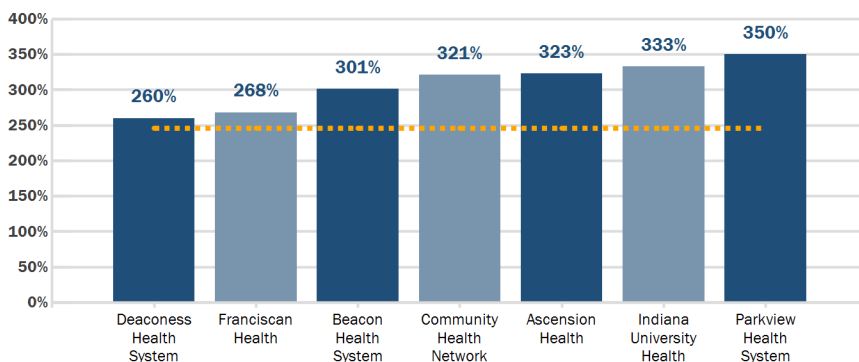
RAND Total Facility Plus Physician Relative Price (%) (2018 - 2020)

--- 2020 National Average (246%)



Indiana Health Systems - RAND Total Facility Plus Physician Relative Price (%) (2020)

--- 2020 National Average (246%)



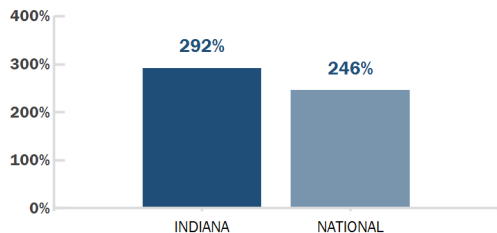


INDIANA STATE HOUSE DISTRICT 80

Hospital Name	Type*	CMS Overall Hospital Quality Star Ratings (October 2022)*	RAND Total Facility Plus Physician Relative Price (%) (2018 - 2020)**
Parkview Regional Medical Center	Non-Profit	4	364%
Lutheran Hospital of Indiana	For-Profit	2	292%
Dupont Hospital	For-Profit	4	267%

Indiana Ranks **7th HIGHEST** in RAND Total Facility Plus Physician Relative Price

National vs. Indiana RAND Total Facility Plus Physician Relative Price (%) (2020)



DEFINITIONS:

CMS Overall Hospital Quality Star Rating - The Center for Medicare and Medicaid Services Overall Hospital Quality Star Rating summarizes a variety of measures across 5 areas of quality into a single star rating from 1-5 for each hospital. Measure groups include mortality, safety of care, readmission, patient experience, and timely and effective care. A higher score indicates better quality.

Total Facility Plus Physician Relative Price - Payment made by employees/employers via their insurance company to hospital facilities for inpatient and outpatient services. This is represented as a Percent of Medicare, meaning it compares what employees/employers paid to what Medicare would have paid for the exact same service to the same hospital in the same year. This does include physician payment, referred to as a professional fee.

Sources:

* CMS Overall Hospital Quality Star Rating: Released October 2022:

<https://data.cms.gov/provider-data/dataset/xubh-q36u>

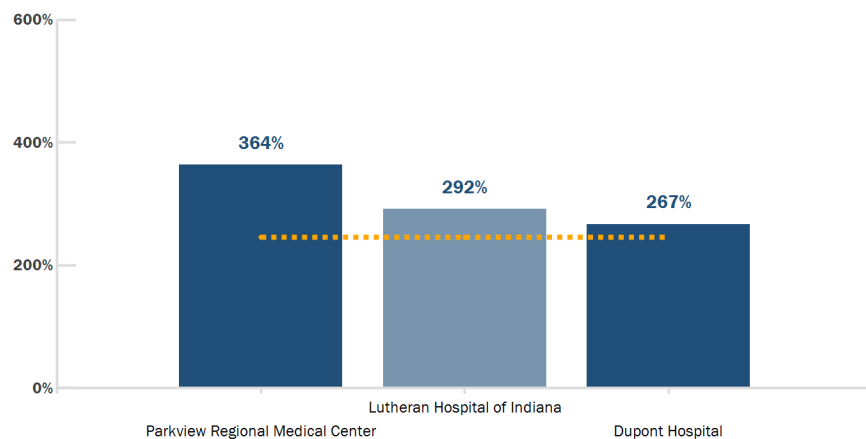
** RAND 4.0 Hospital Price Transparency Study, Published May 2022, updated July 1, 2022: <https://employerptp.org/rand/4-0/>

Of note: Critical Access Hospitals are not shown in graphs because Medicare has a separate and unique payment schedule for them.

Indiana University Health reports under one CCN (150056) for Indiana University Health University Hospital, Indiana University Health Saxony Hospital, Indiana Health Methodist Hospital, and Riley Hospital for Children: https://www.ahd.com/free_profile/150056/IU_Health_Methodist_University/Indianapolis/Indiana/.

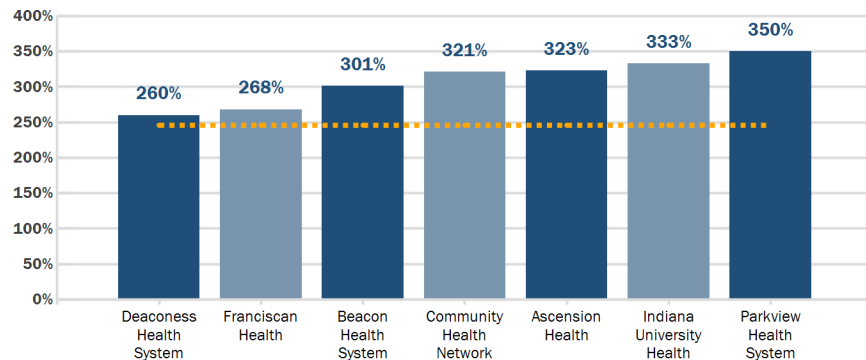
RAND Total Facility Plus Physician Relative Price (%) (2018 - 2020)

--- 2020 National Average (246%)



Indiana Health Systems - RAND Total Facility Plus Physician Relative Price (%) (2020)

--- 2020 National Average (246%)



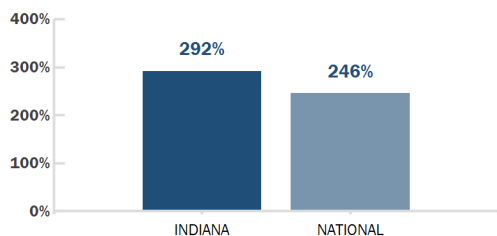


INDIANA STATE HOUSE DISTRICT 81

Hospital Name	Type*	CMS Overall Hospital Quality Star Ratings (October 2022)*	RAND Total Facility Plus Physician Relative Price (%) (2018 - 2020)**
Parkview Regional Medical Center	Non-Profit	4	364%
Lutheran Hospital of Indiana	For-Profit	2	292%
Dupont Hospital	For-Profit	4	267%

Indiana Ranks **7th HIGHEST** in RAND Total Facility Plus Physician Relative Price

National vs. Indiana RAND Total Facility Plus Physician Relative Price (%) (2020)



DEFINITIONS:

CMS Overall Hospital Quality Star Rating - The Center for Medicare and Medicaid Services Overall Hospital Quality Star Rating summarizes a variety of measures across 5 areas of quality into a single star rating from 1-5 for each hospital. Measure groups include mortality, safety of care, readmission, patient experience, and timely and effective care. A higher score indicates better quality.

Total Facility Plus Physician Relative Price - Payment made by employees/employers via their insurance company to hospital facilities for inpatient and outpatient services. This is represented as a Percent of Medicare, meaning it compares what employees/employers paid to what Medicare would have paid for the exact same service to the same hospital in the same year. This does include physician payment, referred to as a professional fee.

Sources:

* CMS Overall Hospital Quality Star Rating: Released October 2022:

<https://data.cms.gov/provider-data/dataset/xubh-q36u>

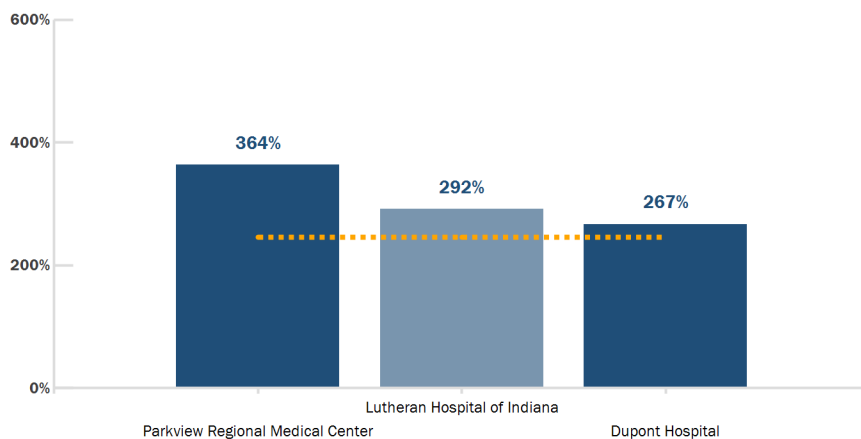
** RAND 4.0 Hospital Price Transparency Study, Published May 2022, updated July 1, 2022: <https://employerptp.org/rand/4-0/>

Of note: Critical Access Hospitals are not shown in graphs because Medicare has a separate and unique payment schedule for them.

Indiana University Health reports under one CCN (150056) for Indiana University Health University Hospital, Indiana University Health Saxony Hospital, Indiana Health Methodist Hospital, and Riley Hospital for Children: https://www.ahd.com/free_profile/150056/IU_Health_Methodist_University/Indianapolis/Indiana/.

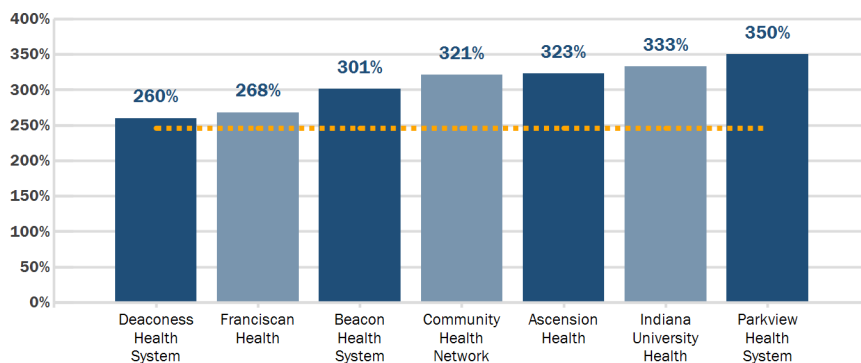
RAND Total Facility Plus Physician Relative Price (%) (2018 - 2020)

--- 2020 National Average (246%)



Indiana Health Systems - RAND Total Facility Plus Physician Relative Price (%) (2020)

--- 2020 National Average (246%)



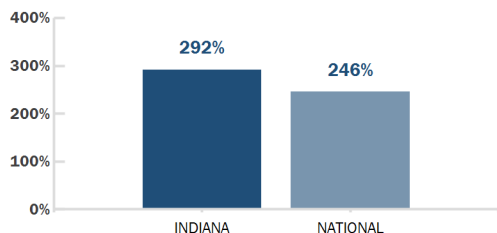


INDIANA STATE HOUSE DISTRICT 82

Hospital Name	Type*	CMS Overall Hospital Quality Star Ratings (October 2022)*	RAND Total Facility Plus Physician Relative Price (%) (2018 - 2020)**
Parkview Regional Medical Center	Non-Profit	4	364%
Parkview Whitley Hospital	Non-Profit	4	363%
Parkview Noble Hospital	Non-Profit	4	343%
Goshen General Hospital	Non-Profit	3	300%
Elkhart General Hospital	Government - Local	4	294%
Lutheran Hospital of Indiana	For-Profit	2	292%
Dupont Hospital	For-Profit	4	267%

Indiana Ranks **7th HIGHEST** in RAND Total Facility Plus Physician Relative Price

National vs. Indiana RAND Total Facility Plus Physician Relative Price (%) (2020)



DEFINITIONS:

CMS Overall Hospital Quality Star Rating - The Center for Medicare and Medicaid Services Overall Hospital Quality Star Rating summarizes a variety of measures across 5 areas of quality into a single star rating from 1-5 for each hospital. Measure groups include mortality, safety of care, readmission, patient experience, and timely and effective care. A higher score indicates better quality.

Total Facility Plus Physician Relative Price - Payment made by employees/employers via their insurance company to hospital facilities for inpatient and outpatient services. This is represented as a Percent of Medicare, meaning it compares what employees/employers paid to what Medicare would have paid for the exact same service to the same hospital in the same year. This does include physician payment, referred to as a professional fee.

Sources:

* CMS Overall Hospital Quality Star Rating: Released October 2022:

<https://data.cms.gov/provider-data/dataset/xubh-q36u>

** RAND 4.0 Hospital Price Transparency Study, Published May 2022,

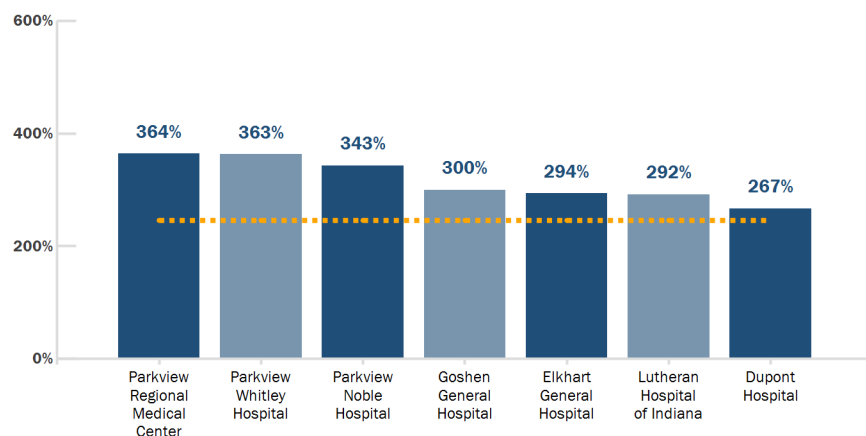
updated July 1, 2022: <https://employerptp.org/rand/4-0/>

Of note: Critical Access Hospitals are not shown in graphs because Medicare has a separate and unique payment schedule for them.

Indiana University Health reports under one CCN (150056) for Indiana University Health University Hospital, Indiana University Health Saxony Hospital, Indiana Health Methodist Hospital, and Riley Hospital for Children: https://www.ahd.com/free_profile/150056/IU_Health_Methodist_University/Indianapolis/Indiana/.

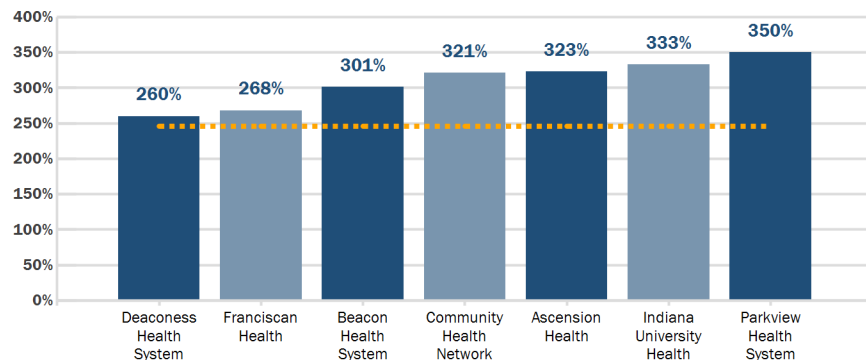
RAND Total Facility Plus Physician Relative Price (%) (2018 - 2020)

--- 2020 National Average (246%)



Indiana Health Systems - RAND Total Facility Plus Physician Relative Price (%) (2020)

--- 2020 National Average (246%)



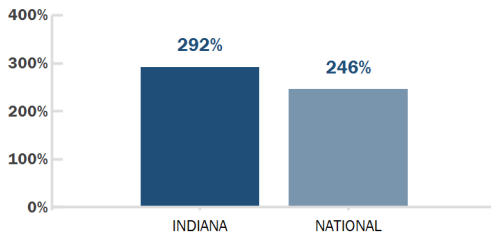


INDIANA STATE HOUSE DISTRICT 83

Hospital Name	Type*	CMS Overall Hospital Quality Star Ratings (October 2022)*	RAND Total Facility Plus Physician Relative Price (%) (2018 - 2020)**
Parkview Regional Medical Center	Non-Profit	4	364%
Parkview Whitley Hospital	Non-Profit	4	363%
Lutheran Hospital of Indiana	For-Profit	2	292%
Dupont Hospital	For-Profit	4	267%

Indiana Ranks **7th HIGHEST** in RAND Total Facility Plus Physician Relative Price

National vs. Indiana RAND Total Facility Plus Physician Relative Price (%) (2020)



DEFINITIONS:

CMS Overall Hospital Quality Star Rating - The Center for Medicare and Medicaid Services Overall Hospital Quality Star Rating summarizes a variety of measures across 5 areas of quality into a single star rating from 1-5 for each hospital. Measure groups include mortality, safety of care, readmission, patient experience, and timely and effective care. A higher score indicates better quality.

Total Facility Plus Physician Relative Price - Payment made by employees/employers via their insurance company to hospital facilities for inpatient and outpatient services. This is represented as a Percent of Medicare, meaning it compares what employees/employers paid to what Medicare would have paid for the exact same service to the same hospital in the same year. This does include physician payment, referred to as a professional fee.

Sources:

* CMS Overall Hospital Quality Star Rating: Released October 2022: <https://data.cms.gov/provider-data/dataset/xubh-q36u>

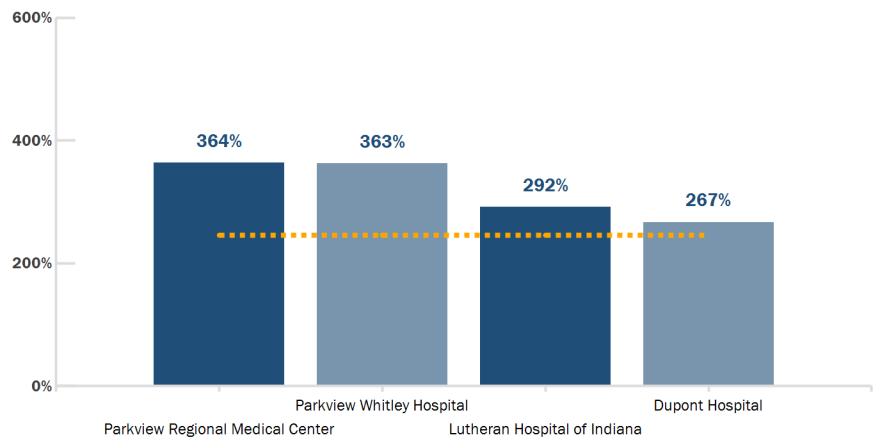
** RAND 4.0 Hospital Price Transparency Study, Published May 2022, updated July 1, 2022: <https://employerptp.org/rand/4-0/>

Of note: Critical Access Hospitals are not shown in graphs because Medicare has a separate and unique payment schedule for them.

Indiana University Health reports under one CCN (150056) for Indiana University Health University Hospital, Indiana University Health Saxony Hospital, Indiana Health Methodist Hospital, and Riley Hospital for Children: https://www.ahd.com/free_profile/150056/IU_Health_Methodist_University/Indianapolis/Indiana/.

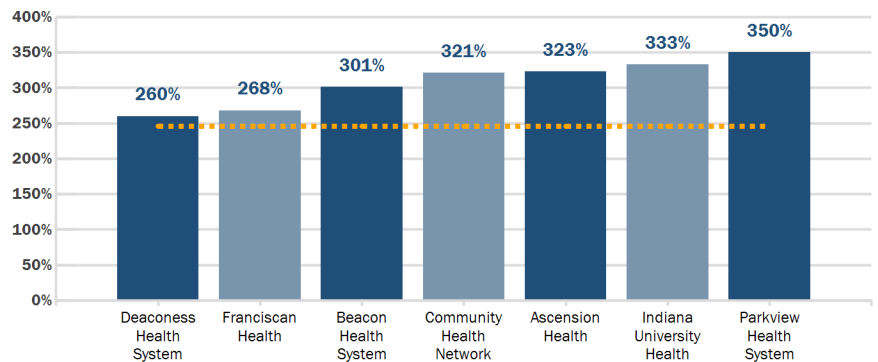
RAND Total Facility Plus Physician Relative Price (%) (2018 - 2020)

--- 2020 National Average (246%)



Indiana Health Systems - RAND Total Facility Plus Physician Relative Price (%) (2020)

--- 2020 National Average (246%)



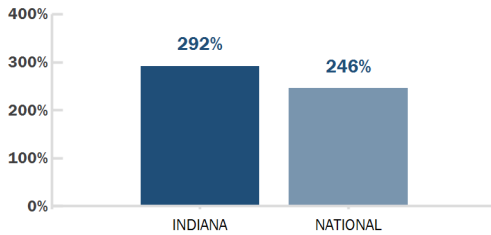


INDIANA STATE HOUSE DISTRICT 84

Hospital Name	Type*	CMS Overall Hospital Quality Star Ratings (October 2022)*	RAND Total Facility Plus Physician Relative Price (%) (2018 - 2020)**
Parkview Regional Medical Center	Non-Profit	4	364%
Lutheran Hospital of Indiana	For-Profit	2	292%
Dupont Hospital	For-Profit	4	267%

Indiana Ranks **7th HIGHEST** in RAND Total Facility Plus Physician Relative Price

National vs. Indiana RAND Total Facility Plus Physician Relative Price (%) (2020)



DEFINITIONS:

CMS Overall Hospital Quality Star Rating - The Center for Medicare and Medicaid Services Overall Hospital Quality Star Rating summarizes a variety of measures across 5 areas of quality into a single star rating from 1-5 for each hospital. Measure groups include mortality, safety of care, readmission, patient experience, and timely and effective care. A higher score indicates better quality.

Total Facility Plus Physician Relative Price - Payment made by employees/employers via their insurance company to hospital facilities for inpatient and outpatient services. This is represented as a Percent of Medicare, meaning it compares what employees/employers paid to what Medicare would have paid for the exact same service to the same hospital in the same year. This does include physician payment, referred to as a professional fee.

Sources:

* CMS Overall Hospital Quality Star Rating: Released October 2022:

<https://data.cms.gov/provider-data/dataset/xubh-q36u>

** RAND 4.0 Hospital Price Transparency Study, Published May 2022,

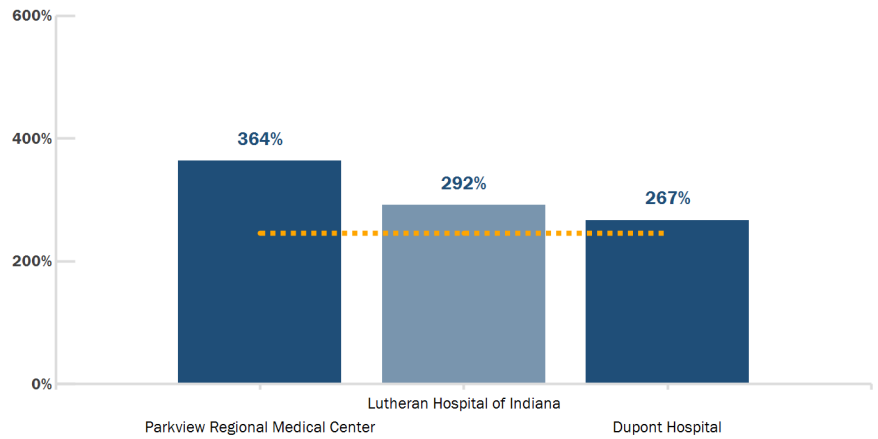
updated July 1, 2022: <https://employerptp.org/rand/4-0/>

Of note: Critical Access Hospitals are not shown in graphs because Medicare has a separate and unique payment schedule for them.

Indiana University Health reports under one CCN (150056) for Indiana University Health University Hospital, Indiana University Health Saxony Hospital, Indiana Health Methodist Hospital, and Riley Hospital for Children: https://www.ahd.com/free_profile/150056/IU_Health_Methodist_University/Indianapolis/Indiana/.

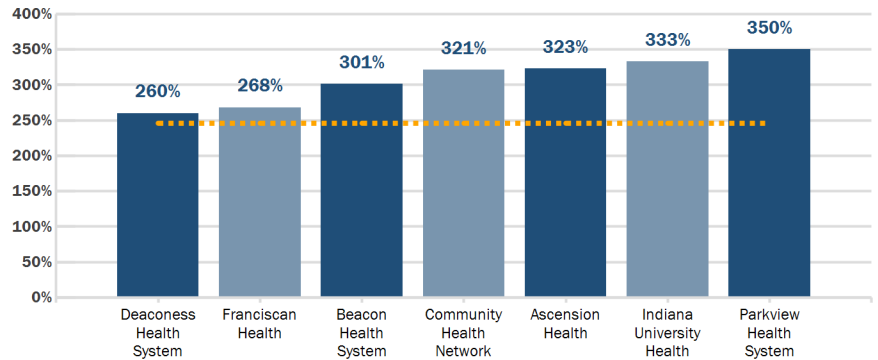
RAND Total Facility Plus Physician Relative Price (%) (2018 - 2020)

--- 2020 National Average (246%)



Indiana Health Systems - RAND Total Facility Plus Physician Relative Price (%) (2020)

--- 2020 National Average (246%)



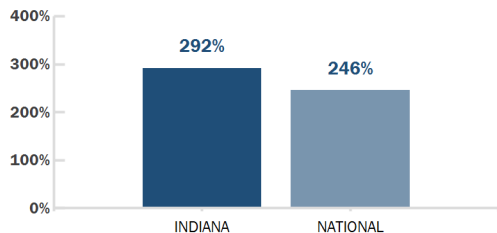


INDIANA STATE HOUSE DISTRICT 85

Hospital Name	Type*	CMS Overall Hospital Quality Star Ratings (October 2022)*	RAND Total Facility Plus Physician Relative Price (%) (2018 - 2020)**
Parkview Regional Medical Center	Non-Profit	4	364%
Lutheran Hospital of Indiana	For-Profit	2	292%
Dupont Hospital	For-Profit	4	267%

Indiana Ranks **7th HIGHEST** in RAND Total Facility Plus Physician Relative Price

National vs. Indiana RAND Total Facility Plus Physician Relative Price (%) (2020)



DEFINITIONS:

CMS Overall Hospital Quality Star Rating - The Center for Medicare and Medicaid Services Overall Hospital Quality Star Rating summarizes a variety of measures across 5 areas of quality into a single star rating from 1-5 for each hospital. Measure groups include mortality, safety of care, readmission, patient experience, and timely and effective care. A higher score indicates better quality.

Total Facility Plus Physician Relative Price - Payment made by employees/employers via their insurance company to hospital facilities for inpatient and outpatient services. This is represented as a Percent of Medicare, meaning it compares what employees/employers paid to what Medicare would have paid for the exact same service to the same hospital in the same year. This does include physician payment, referred to as a professional fee.

Sources:

* CMS Overall Hospital Quality Star Rating: Released October 2022:

<https://data.cms.gov/provider-data/dataset/xubh-q36u>

** RAND 4.0 Hospital Price Transparency Study, Published May 2022,

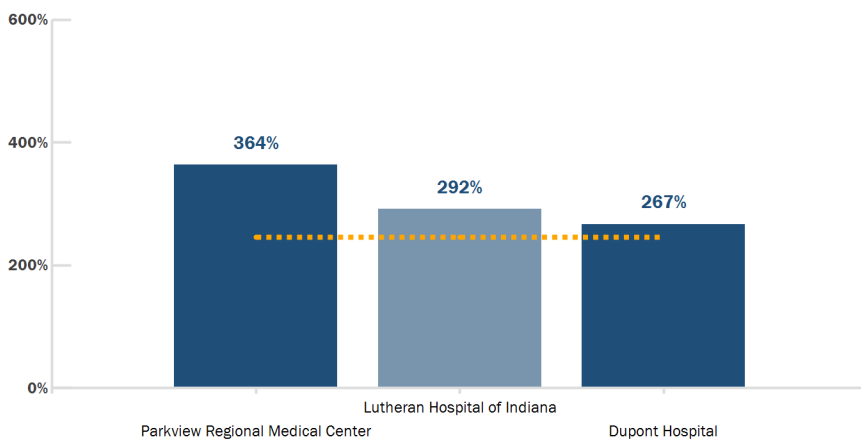
updated July 1, 2022: <https://employerptp.org/rand/4-0/>

Of note: Critical Access Hospitals are not shown in graphs because Medicare has a separate and unique payment schedule for them.

Indiana University Health reports under one CCN (150056) for Indiana University Health University Hospital, Indiana University Health Saxony Hospital, Indiana Health Methodist Hospital, and Riley Hospital for Children: https://www.ahd.com/free_profile/150056/IU_Health_Methodist_University/Indianapolis/Indiana/.

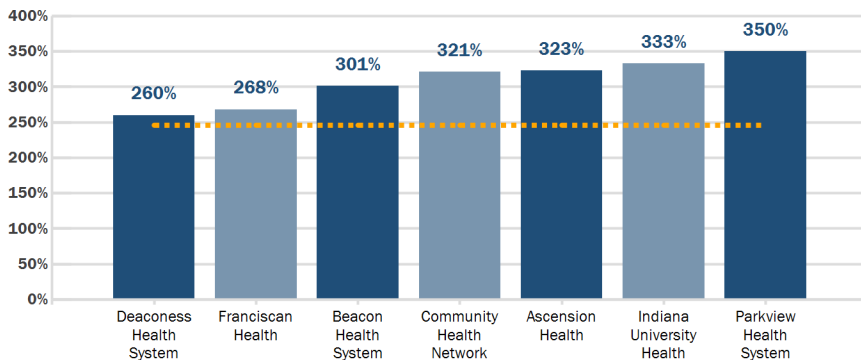
RAND Total Facility Plus Physician Relative Price (%) (2018 - 2020)

--- 2020 National Average (246%)



Indiana Health Systems - RAND Total Facility Plus Physician Relative Price (%) (2020)

--- 2020 National Average (246%)



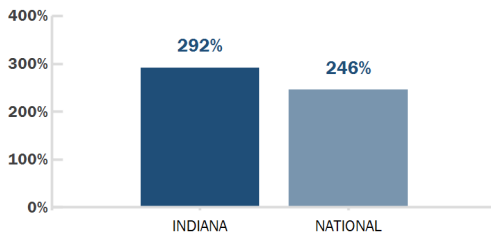


INDIANA STATE HOUSE DISTRICT 86

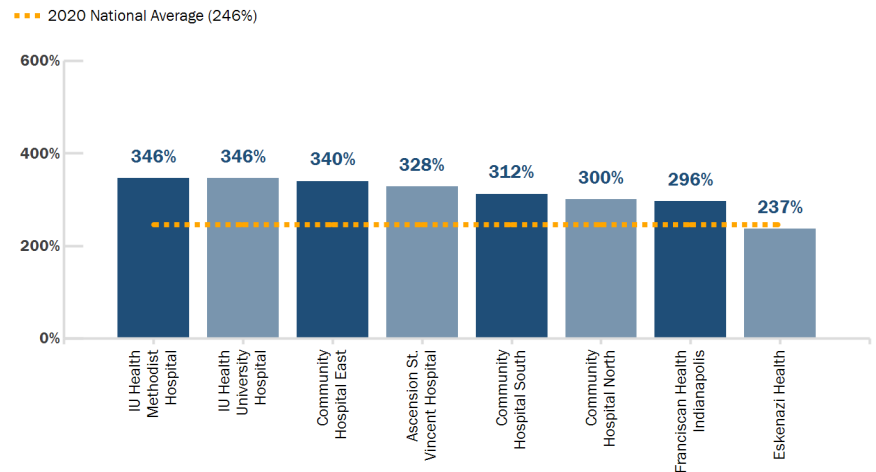
Hospital Name	Type*	CMS Overall Hospital Quality Star Ratings (October 2022)*	RAND Total Facility Plus Physician Relative Price (%) (2018 - 2020)**
IU Health Methodist Hospital	Non-Profit	2	346%
IU Health University Hospital	Non-Profit	2	346%
Community Hospital East	Non-Profit	2	340%
Ascension St. Vincent Hospital	Non-Profit	3	328%
Community Hospital South	Non-Profit	2	312%
Community Hospital North	Non-Profit	4	300%
Franciscan Health Indianapolis	Non-Profit	3	296%
Eskenazi Health	Government - Local	3	237%

Indiana Ranks **7th HIGHEST** in RAND Total Facility Plus Physician Relative Price

National vs. Indiana RAND Total Facility Plus Physician Relative Price (%) (2020)



RAND Total Facility Plus Physician Relative Price (%) (2018 - 2020)



DEFINITIONS:

CMS Overall Hospital Quality Star Rating - The Center for Medicare and Medicaid Services Overall Hospital Quality Star Rating summarizes a variety of measures across 5 areas of quality into a single star rating from 1-5 for each hospital. Measure groups include mortality, safety of care, readmission, patient experience, and timely and effective care. A higher score indicates better quality.

Total Facility Plus Physician Relative Price - Payment made by employees/employers via their insurance company to hospital facilities for inpatient and outpatient services. This is represented as a Percent of Medicare, meaning it compares what employees/employers paid to what Medicare would have paid for the exact same service to the same hospital in the same year. This does include physician payment, referred to as a professional fee.

Sources:

* CMS Overall Hospital Quality Star Rating: Released October 2022:

<https://data.cms.gov/provider-data/dataset/xubh-q36u>

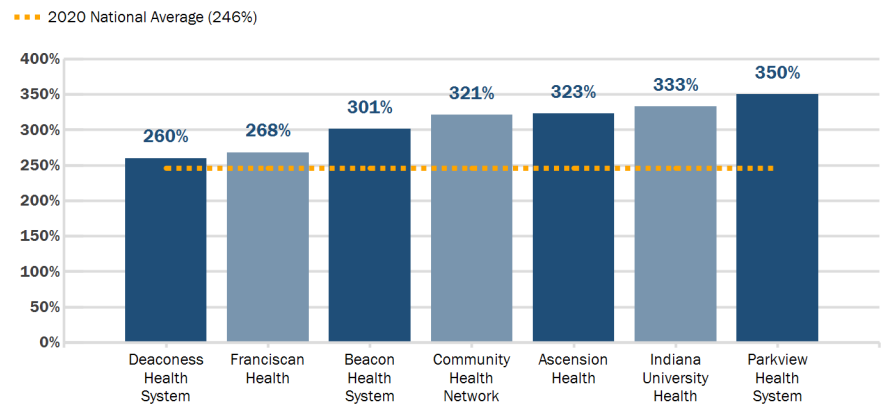
** RAND 4.0 Hospital Price Transparency Study, Published May 2022,

updated July 1, 2022: <https://employerptp.org/rand/4-0/>

Or note: Critical Access Hospitals are not shown in graphs because Medicare has a separate and unique payment schedule for them.

Indiana University Health reports under one CCN (150056) for Indiana University Health University Hospital, Indiana University Health Saxony Hospital, Indiana Health Methodist Hospital, and Riley Hospital for Children: https://www.ahd.com/free_profile/150056/IU_Health_Methodist_University/Indianapolis/Indiana/.

Indiana Health Systems - RAND Total Facility Plus Physician Relative Price (%) (2020)



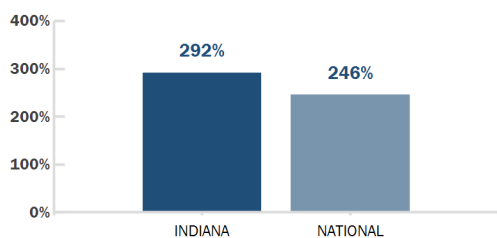


INDIANA STATE HOUSE DISTRICT 87

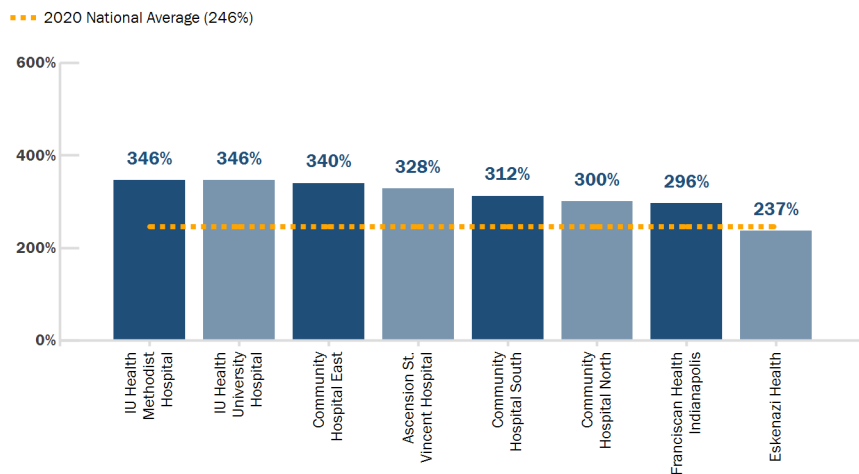
Hospital Name	Type*	CMS Overall Hospital Quality Star Ratings (October 2022)*	RAND Total Facility Plus Physician Relative Price (%) (2018 - 2020)**
IU Health Methodist Hospital	Non-Profit	2	346%
IU Health University Hospital	Non-Profit	2	346%
Community Hospital East	Non-Profit	2	340%
Ascension St. Vincent Hospital	Non-Profit	3	328%
Community Hospital South	Non-Profit	2	312%
Community Hospital North	Non-Profit	4	300%
Franciscan Health Indianapolis	Non-Profit	3	296%
Eskenazi Health	Government - Local	3	237%

Indiana Ranks **7th HIGHEST** in RAND Total Facility Plus Physician Relative Price

National vs. Indiana RAND Total Facility Plus Physician Relative Price (%) (2020)



RAND Total Facility Plus Physician Relative Price (%) (2018 - 2020)



DEFINITIONS:

CMS Overall Hospital Quality Star Rating - The Center for Medicare and Medicaid Services Overall Hospital Quality Star Rating summarizes a variety of measures across 5 areas of quality into a single star rating from 1-5 for each hospital. Measure groups include mortality, safety of care, readmission, patient experience, and timely and effective care. A higher score indicates better quality.

Total Facility Plus Physician Relative Price - Payment made by employees/employers via their insurance company to hospital facilities for inpatient and outpatient services. This is represented as a Percent of Medicare, meaning it compares what employees/employers paid to what Medicare would have paid for the exact same service to the same hospital in the same year. This does include physician payment, referred to as a professional fee.

Sources:

* CMS Overall Hospital Quality Star Rating: Released October 2022:

<https://data.cms.gov/provider-data/dataset/xubh-q36u>

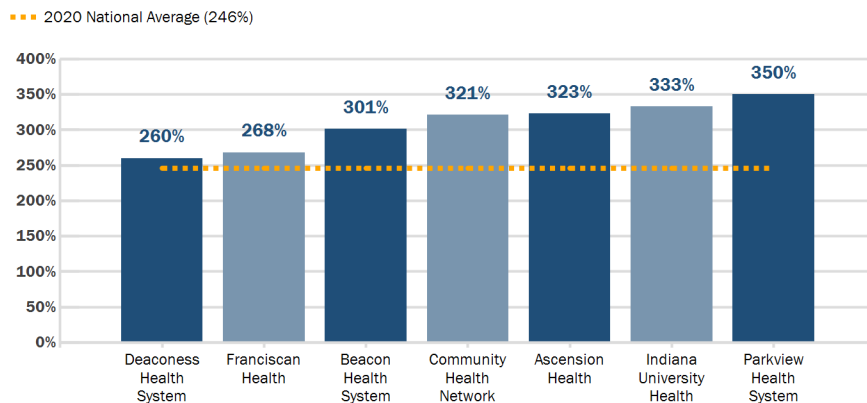
** RAND 4.0 Hospital Price Transparency Study, Published May 2022,

updated July 1, 2022: <https://employerptp.org/rand/4-0/>

Or note: Critical Access Hospitals are not shown in graphs because Medicare has a separate and unique payment schedule for them.

Indiana University Health reports under one CCN (150056) for Indiana University Health University Hospital, Indiana University Health Saxony Hospital, Indiana Health Methodist Hospital, and Riley Hospital for Children: https://www.ahd.com/free_profile/150056/IU_Health_Methodist_University/Indianapolis/Indiana/.

Indiana Health Systems - RAND Total Facility Plus Physician Relative Price (%) (2020)



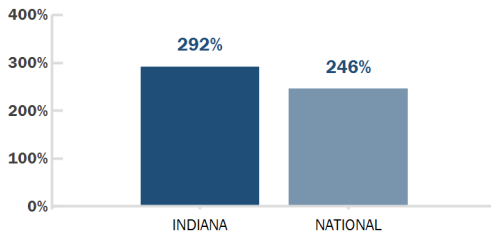


INDIANA STATE HOUSE DISTRICT 88

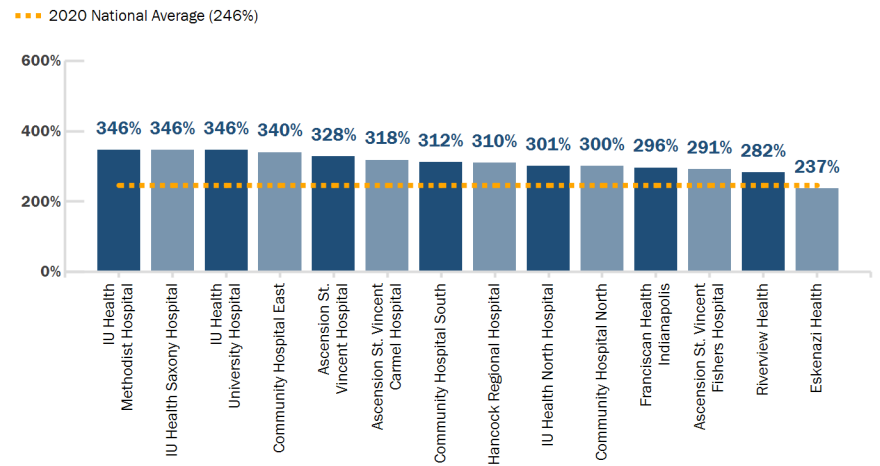
Hospital Name	Type*	CMS Overall Hospital Quality Star Ratings (October 2022)*	RAND Total Facility Plus Physician Relative Price (%) (2018 - 2020)**
IU Health Methodist Hospital	Non-Profit	2	346%
IU Health Saxony Hospital	Non-Profit	2	346%
IU Health University Hospital	Non-Profit	2	346%
Community Hospital East	Non-Profit	2	340%
Ascension St. Vincent Hospital	Non-Profit	3	328%
Ascension St. Vincent Carmel Hospital	Non-Profit	4	318%
Community Hospital South	Non-Profit	2	312%
Hancock Regional Hospital	Government - Local	4	310%
IU Health North Hospital	Non-Profit	5	301%
Community Hospital North	Non-Profit	4	300%
Franciscan Health Indianapolis	Non-Profit	3	296%
Ascension St. Vincent Fishers Hospital	Non-Profit	5	291%
Riverview Health	Government - Local	3	282%
Eskenazi Health	Government - Local	3	237%

Indiana Ranks **7th HIGHEST** in RAND Total Facility Plus Physician Relative Price

National vs. Indiana RAND Total Facility Plus Physician Relative Price (%) (2020)



RAND Total Facility Plus Physician Relative Price (%) (2018 - 2020)



DEFINITIONS:

CMS Overall Hospital Quality Star Rating - The Center for Medicare and Medicaid Services Overall Hospital Quality Star Rating summarizes a variety of measures across 5 areas of quality into a single star rating from 1-5 for each hospital. Measure groups include mortality, safety of care, readmission, patient experience, and timely and effective care. A higher score indicates better quality.

Total Facility Plus Physician Relative Price - Payment made by employees/employers via their insurance company to hospital facilities for inpatient and outpatient services. This is represented as a Percent of Medicare, meaning it compares what employees/employers paid to what Medicare would have paid for the exact same service to the same hospital in the same year. This does include physician payment, referred to as a professional fee.

Sources:

* CMS Overall Hospital Quality Star Rating: Released October 2022:

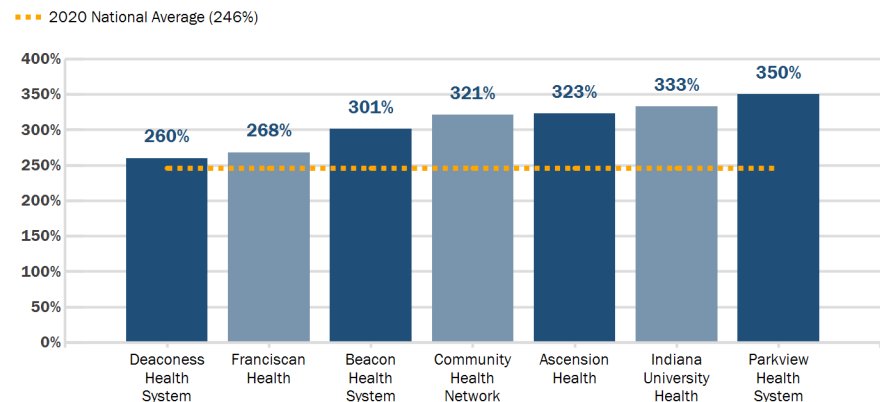
<https://data.cms.gov/provider-data/dataset/xubh-q36u>

** RAND 4.0 Hospital Price Transparency Study, Published May 2022, updated July 1, 2022: <https://employerptp.org/rand/4-0/>

Of note: Critical Access Hospitals are not shown in graphs because Medicare has a separate and unique payment schedule for them.

Indiana University Health reports under one CCN (150056) for Indiana University Health University Hospital, Indiana University Health Saxony Hospital, Indiana Health Methodist Hospital, and Riley Hospital for Children: https://www.ahd.com/free_profile/150056/IU_Health_Methodist_University/Indianapolis/Indiana/.

Indiana Health Systems - RAND Total Facility Plus Physician Relative Price (%) (2020)



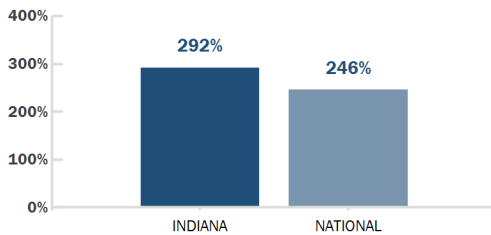


INDIANA STATE HOUSE DISTRICT 89

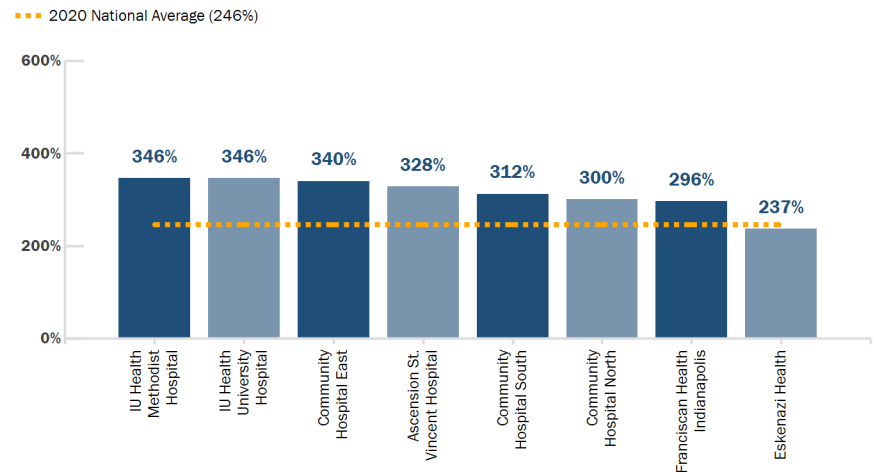
Hospital Name	Type*	CMS Overall Hospital Quality Star Ratings (October 2022)*	RAND Total Facility Plus Physician Relative Price (%) (2018 - 2020)**
IU Health Methodist Hospital	Non-Profit	2	346%
IU Health University Hospital	Non-Profit	2	346%
Community Hospital East	Non-Profit	2	340%
Ascension St. Vincent Hospital	Non-Profit	3	328%
Community Hospital South	Non-Profit	2	312%
Community Hospital North	Non-Profit	4	300%
Franciscan Health Indianapolis	Non-Profit	3	296%
Eskenazi Health	Government - Local	3	237%

Indiana Ranks **7th HIGHEST** in RAND Total Facility Plus Physician Relative Price

National vs. Indiana RAND Total Facility Plus Physician Relative Price (%) (2020)



RAND Total Facility Plus Physician Relative Price (%) (2018 - 2020)



DEFINITIONS:

CMS Overall Hospital Quality Star Rating - The Center for Medicare and Medicaid Services Overall Hospital Quality Star Rating summarizes a variety of measures across 5 areas of quality into a single star rating from 1-5 for each hospital. Measure groups include mortality, safety of care, readmission, patient experience, and timely and effective care. A higher score indicates better quality.

Total Facility Plus Physician Relative Price - Payment made by employees/employers via their insurance company to hospital facilities for inpatient and outpatient services. This is represented as a Percent of Medicare, meaning it compares what employees/employers paid to what Medicare would have paid for the exact same service to the same hospital in the same year. This does include physician payment, referred to as a professional fee.

Sources:

* CMS Overall Hospital Quality Star Rating: Released October 2022:

<https://data.cms.gov/provider-data/dataset/xubh-q36u>

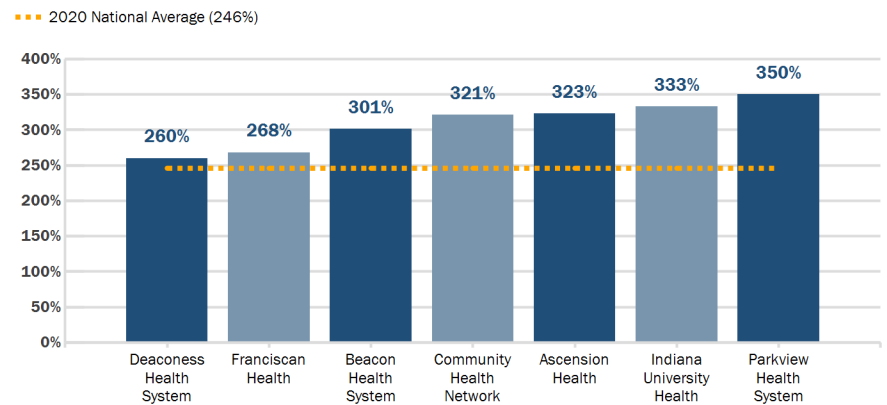
** RAND 4.0 Hospital Price Transparency Study, Published May 2022,

updated July 1, 2022: <https://employerptp.org/rand/4-0/>

Or note: Critical Access Hospitals are not shown in graphs because Medicare has a separate and unique payment schedule for them.

Indiana University Health reports under one CCN (150056) for Indiana University Health University Hospital, Indiana University Health Saxony Hospital, Indiana Health Methodist Hospital, and Riley Hospital for Children: https://www.ahd.com/free_profile/150056/IU_Health_Methodist_University/Indianapolis/Indiana/.

Indiana Health Systems - RAND Total Facility Plus Physician Relative Price (%) (2020)



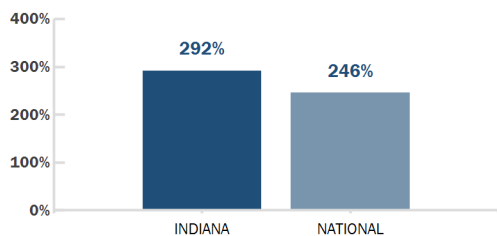


INDIANA STATE HOUSE DISTRICT 90

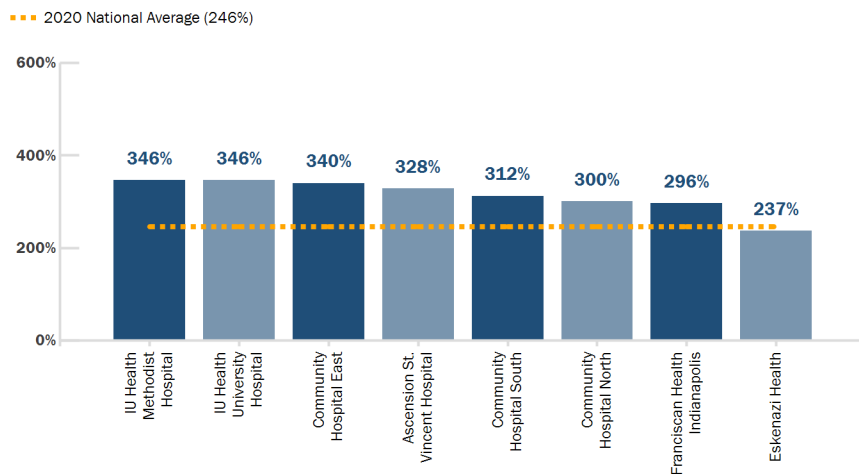
Hospital Name	Type*	CMS Overall Hospital Quality Star Ratings (October 2022)*	RAND Total Facility Plus Physician Relative Price (%) (2018 - 2020)**
IU Health Methodist Hospital	Non-Profit	2	346%
IU Health University Hospital	Non-Profit	2	346%
Community Hospital East	Non-Profit	2	340%
Ascension St. Vincent Hospital	Non-Profit	3	328%
Community Hospital South	Non-Profit	2	312%
Community Hospital North	Non-Profit	4	300%
Franciscan Health Indianapolis	Non-Profit	3	296%
Eskenazi Health	Government - Local	3	237%

Indiana Ranks **7th HIGHEST** in RAND Total Facility Plus Physician Relative Price

National vs. Indiana RAND Total Facility Plus Physician Relative Price (%) (2020)



RAND Total Facility Plus Physician Relative Price (%) (2018 - 2020)



DEFINITIONS:

CMS Overall Hospital Quality Star Rating - The Center for Medicare and Medicaid Services Overall Hospital Quality Star Rating summarizes a variety of measures across 5 areas of quality into a single star rating from 1-5 for each hospital. Measure groups include mortality, safety of care, readmission, patient experience, and timely and effective care. A higher score indicates better quality.

Total Facility Plus Physician Relative Price - Payment made by employees/employers via their insurance company to hospital facilities for inpatient and outpatient services. This is represented as a Percent of Medicare, meaning it compares what employees/employers paid to what Medicare would have paid for the exact same service to the same hospital in the same year. This does include physician payment, referred to as a professional fee.

Sources:

* CMS Overall Hospital Quality Star Rating: Released October 2022:

<https://data.cms.gov/provider-data/dataset/xubh-q36u>

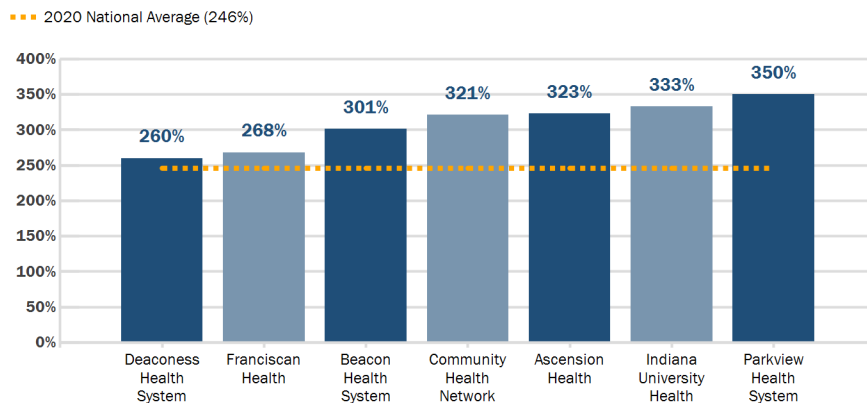
** RAND 4.0 Hospital Price Transparency Study, Published May 2022,

updated July 1, 2022: <https://employerptp.org/rand/4-0/>

Or note: Critical Access Hospitals are not shown in graphs because Medicare has a separate and unique payment schedule for them.

Indiana University Health reports under one CCN (150056) for Indiana University Health University Hospital, Indiana University Health Saxony Hospital, Indiana Health Methodist Hospital, and Riley Hospital for Children: https://www.ahd.com/free_profile/150056/IU_Health_Methodist_University/Indianapolis/Indiana/.

Indiana Health Systems - RAND Total Facility Plus Physician Relative Price (%) (2020)



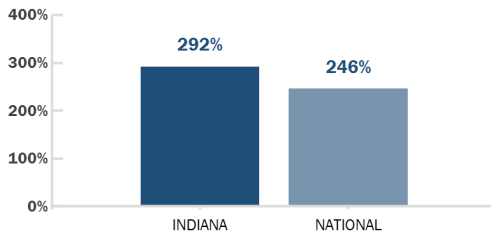


INDIANA STATE HOUSE DISTRICT 91

Hospital Name	Type*	CMS Overall Hospital Quality Star Ratings (October 2022)*	RAND Total Facility Plus Physician Relative Price (%) (2018 - 2020)**
IU Health Methodist Hospital	Non-Profit	2	346%
IU Health University Hospital	Non-Profit	2	346%
Community Hospital East	Non-Profit	2	340%
IU Health West Hospital	For-Profit	5	332%
Ascension St. Vincent Hospital	Non-Profit	3	328%
Community Hospital South	Non-Profit	2	312%
Community Hospital North	Non-Profit	4	300%
Hendricks Regional Health	Government - Local	4	299%
Franciscan Health Indianapolis	Non-Profit	3	296%
Eskenazi Health	Government - Local	3	237%

Indiana Ranks **7th HIGHEST** in RAND Total Facility Plus Physician Relative Price

National vs. Indiana RAND Total Facility Plus Physician Relative Price (%) (2020)



DEFINITIONS:

CMS Overall Hospital Quality Star Rating - The Center for Medicare and Medicaid Services Overall Hospital Quality Star Rating summarizes a variety of measures across 5 areas of quality into a single star rating from 1-5 for each hospital. Measure groups include mortality, safety of care, readmission, patient experience, and timely and effective care. A higher score indicates better quality.

Total Facility Plus Physician Relative Price - Payment made by employees/employers via their insurance company to hospital facilities for inpatient and outpatient services. This is represented as a Percent of Medicare, meaning it compares what employees/employers paid to what Medicare would have paid for the exact same service to the same hospital in the same year. This does include physician payment, referred to as a professional fee.

Sources:

* CMS Overall Hospital Quality Star Rating: Released October 2022: <https://data.cms.gov/provider-data/dataset/xubh-q36u>

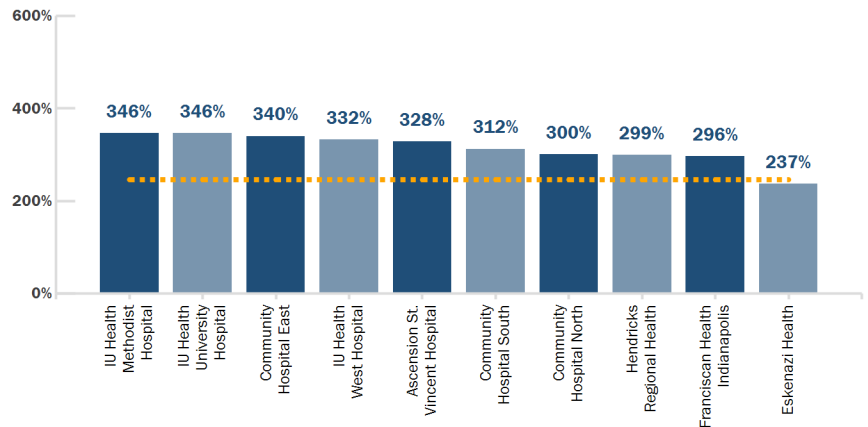
** RAND 4.0 Hospital Price Transparency Study, Published May 2022, updated July 1, 2022: <https://employertip.org/rand/4-0/>

Of note: Critical Access Hospitals are not shown in graphs because Medicare has a separate and unique payment schedule for them.

Indiana University Health reports under one CCN (150056) for Indiana University Health University Hospital, Indiana University Health Saxony Hospital, Indiana Health Methodist Hospital, and Riley Hospital for Children: https://www.ahd.com/free_profile/150056/IU_Health_Methodist_University/Indianapolis/Indiana/.

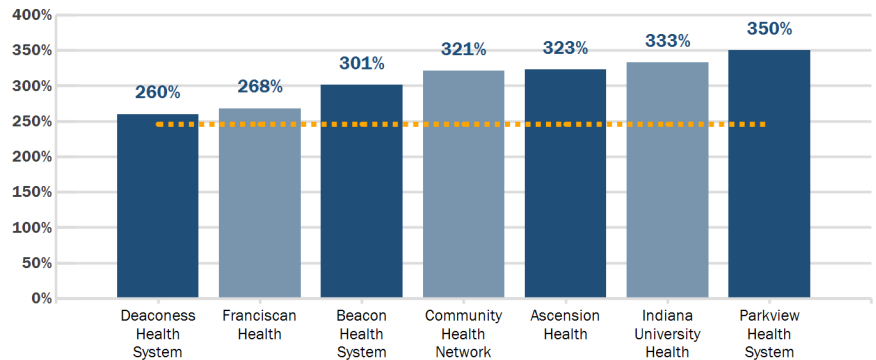
RAND Total Facility Plus Physician Relative Price (%) (2018 - 2020)

--- 2020 National Average (246%)



Indiana Health Systems - RAND Total Facility Plus Physician Relative Price (%) (2020)

--- 2020 National Average (246%)



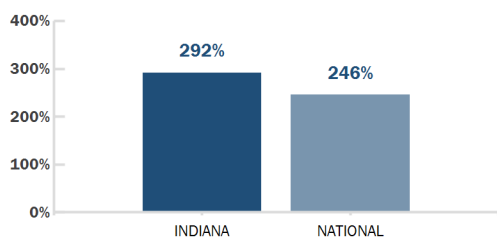


INDIANA STATE HOUSE DISTRICT 92

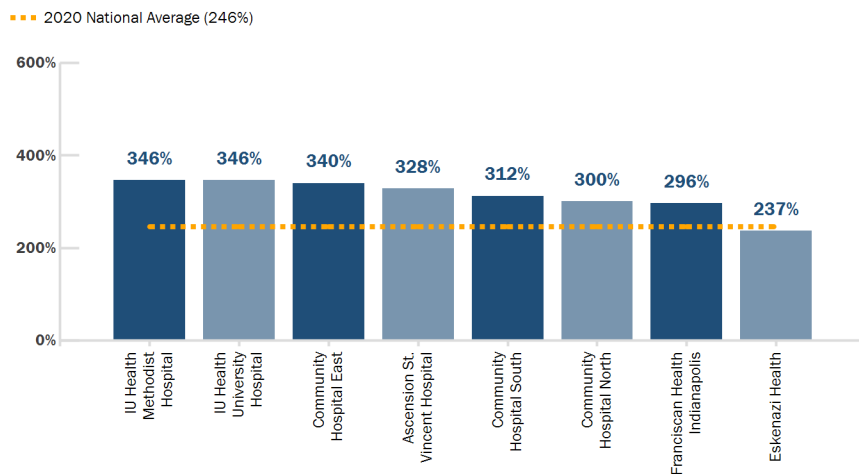
Hospital Name	Type*	CMS Overall Hospital Quality Star Ratings (October 2022)*	RAND Total Facility Plus Physician Relative Price (%) (2018 - 2020)**
IU Health Methodist Hospital	Non-Profit	2	346%
IU Health University Hospital	Non-Profit	2	346%
Community Hospital East	Non-Profit	2	340%
Ascension St. Vincent Hospital	Non-Profit	3	328%
Community Hospital South	Non-Profit	2	312%
Community Hospital North	Non-Profit	4	300%
Franciscan Health Indianapolis	Non-Profit	3	296%
Eskenazi Health	Government - Local	3	237%

Indiana Ranks **7th HIGHEST** in RAND Total Facility Plus Physician Relative Price

National vs. Indiana RAND Total Facility Plus Physician Relative Price (%) (2020)



RAND Total Facility Plus Physician Relative Price (%) (2018 - 2020)



DEFINITIONS:

CMS Overall Hospital Quality Star Rating - The Center for Medicare and Medicaid Services Overall Hospital Quality Star Rating summarizes a variety of measures across 5 areas of quality into a single star rating from 1-5 for each hospital. Measure groups include mortality, safety of care, readmission, patient experience, and timely and effective care. A higher score indicates better quality.

Total Facility Plus Physician Relative Price - Payment made by employees/employers via their insurance company to hospital facilities for inpatient and outpatient services. This is represented as a Percent of Medicare, meaning it compares what employees/employers paid to what Medicare would have paid for the exact same service to the same hospital in the same year. This does include physician payment, referred to as a professional fee.

Sources:

* CMS Overall Hospital Quality Star Rating: Released October 2022:

<https://data.cms.gov/provider-data/dataset/xubh-q36u>

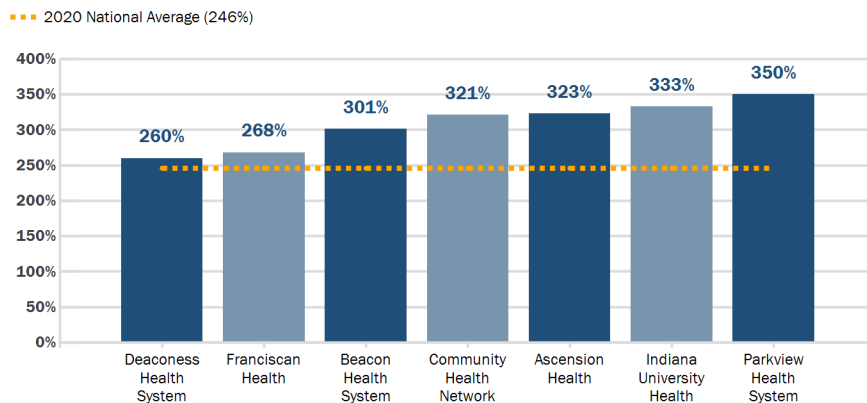
** RAND 4.0 Hospital Price Transparency Study, Published May 2022,

updated July 1, 2022: <https://employerptp.org/rand/4-0/>

Or note: Critical Access Hospitals are not shown in graphs because Medicare has a separate and unique payment schedule for them.

Indiana University Health reports under one CCN (150056) for Indiana University Health University Hospital, Indiana University Health Saxony Hospital, Indiana Health Methodist Hospital, and Riley Hospital for Children: https://www.ahd.com/free_profile/150056/IU_Health_Methodist_University/Indianapolis/Indiana/.

Indiana Health Systems - RAND Total Facility Plus Physician Relative Price (%) (2020)



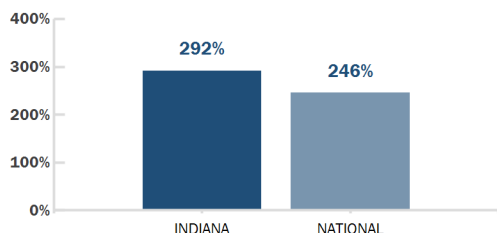


INDIANA STATE HOUSE DISTRICT 93

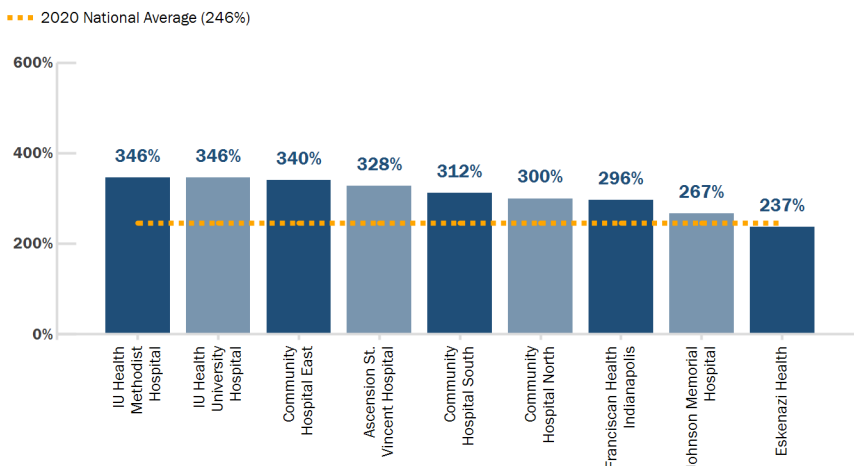
Hospital Name	Type*	CMS Overall Hospital Quality Star Ratings (October 2022)*	RAND Total Facility Plus Physician Relative Price (%) (2018 - 2020)**
IU Health Methodist Hospital	Non-Profit	2	346%
IU Health University Hospital	Non-Profit	2	346%
Community Hospital East	Non-Profit	2	340%
Ascension St. Vincent Hospital	Non-Profit	3	328%
Community Hospital South	Non-Profit	2	312%
Community Hospital North	Non-Profit	4	300%
Franciscan Health Indianapolis	Non-Profit	3	296%
Johnson Memorial Hospital	Government - Local	4	267%
Eskenazi Health	Government - Local	3	237%

Indiana Ranks **7th HIGHEST** in RAND Total Facility Plus Physician Relative Price

National vs. Indiana RAND Total Facility Plus Physician Relative Price (%) (2020)



RAND Total Facility Plus Physician Relative Price (%) (2018 - 2020)



DEFINITIONS:

CMS Overall Hospital Quality Star Rating - The Center for Medicare and Medicaid Services Overall Hospital Quality Star Rating summarizes a variety of measures across 5 areas of quality into a single star rating from 1-5 for each hospital. Measure groups include mortality, safety of care, readmission, patient experience, and timely and effective care. A higher score indicates better quality.

Total Facility Plus Physician Relative Price - Payment made by employees/employers via their insurance company to hospital facilities for inpatient and outpatient services. This is represented as a Percent of Medicare, meaning it compares what employees/employers paid to what Medicare would have paid for the exact same service to the same hospital in the same year. This does include physician payment, referred to as a professional fee.

Sources:

* CMS Overall Hospital Quality Star Rating: Released October 2022:

<https://data.cms.gov/provider-data/dataset/xubh-q36u>

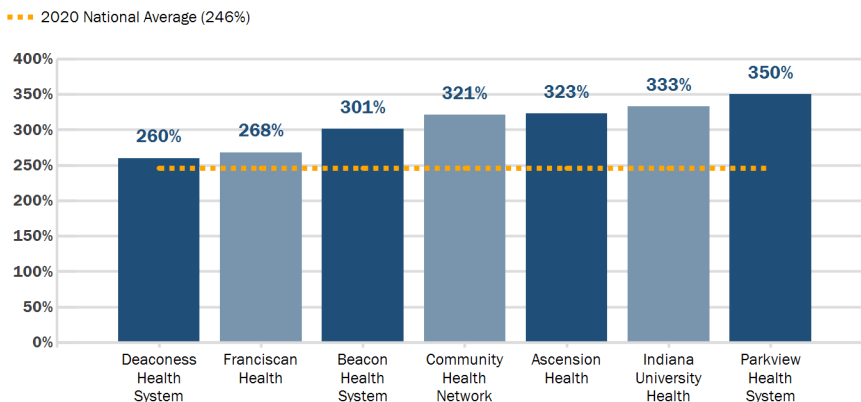
** RAND 4.0 Hospital Price Transparency Study, Published May 2022,

updated July 1, 2022: <https://employerptp.org/rand/4-0/>

Of note: Critical Access Hospitals are not shown in graphs because Medicare has a separate and unique payment schedule for them.

Indiana University Health reports under one CCN (150056) for Indiana University Health University Hospital, Indiana University Health Saxony Hospital, Indiana Health Methodist Hospital, and Riley Hospital for Children: https://www.ahd.com/free_profile/150056/IU_Health_Methodist_University/Indianapolis/Indiana/.

Indiana Health Systems - RAND Total Facility Plus Physician Relative Price (%) (2020)



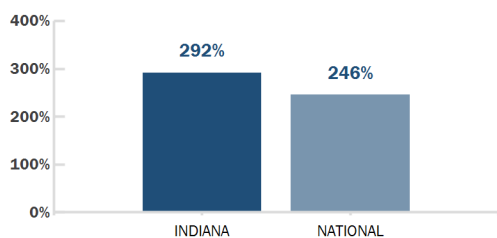


INDIANA STATE HOUSE DISTRICT 94

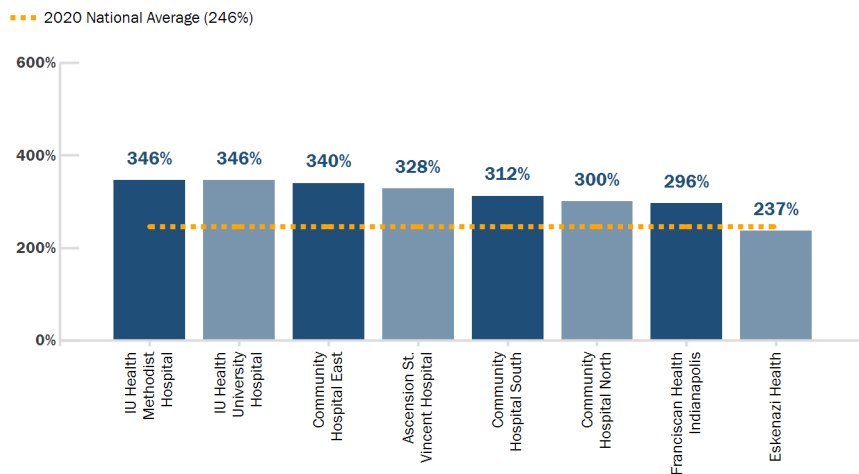
Hospital Name	Type*	CMS Overall Hospital Quality Star Ratings (October 2022)*	RAND Total Facility Plus Physician Relative Price (%) (2018 - 2020)**
IU Health Methodist Hospital	Non-Profit	2	346%
IU Health University Hospital	Non-Profit	2	346%
Community Hospital East	Non-Profit	2	340%
Ascension St. Vincent Hospital	Non-Profit	3	328%
Community Hospital South	Non-Profit	2	312%
Community Hospital North	Non-Profit	4	300%
Franciscan Health Indianapolis	Non-Profit	3	296%
Eskenazi Health	Government - Local	3	237%

Indiana Ranks **7th HIGHEST** in RAND Total Facility Plus Physician Relative Price

National vs. Indiana RAND Total Facility Plus Physician Relative Price (%) (2020)



RAND Total Facility Plus Physician Relative Price (%) (2018 - 2020)



DEFINITIONS:

CMS Overall Hospital Quality Star Rating - The Center for Medicare and Medicaid Services Overall Hospital Quality Star Rating summarizes a variety of measures across 5 areas of quality into a single star rating from 1-5 for each hospital. Measure groups include mortality, safety of care, readmission, patient experience, and timely and effective care. A higher score indicates better quality.

Total Facility Plus Physician Relative Price - Payment made by employees/employers via their insurance company to hospital facilities for inpatient and outpatient services. This is represented as a Percent of Medicare, meaning it compares what employees/employers paid to what Medicare would have paid for the exact same service to the same hospital in the same year. This does include physician payment, referred to as a professional fee.

Sources:

* CMS Overall Hospital Quality Star Rating: Released October 2022:

<https://data.cms.gov/provider-data/dataset/xubh-q36u>

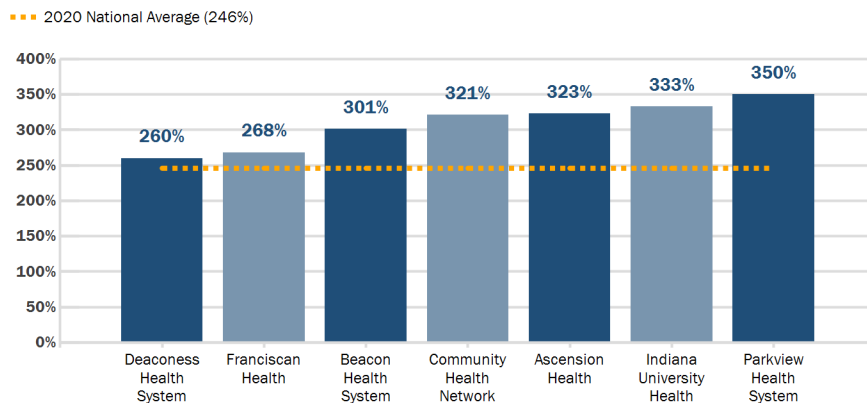
** RAND 4.0 Hospital Price Transparency Study, Published May 2022,

updated July 1, 2022: <https://employerptp.org/rand/4-0/>

Or note: Critical Access Hospitals are not shown in graphs because Medicare has a separate and unique payment schedule for them.

Indiana University Health reports under one CCN (150056) for Indiana University Health University Hospital, Indiana University Health Saxony Hospital, Indiana Health Methodist Hospital, and Riley Hospital for Children: https://www.ahd.com/free_profile/150056/IU_Health_Methodist_University/Indianapolis/Indiana/.

Indiana Health Systems - RAND Total Facility Plus Physician Relative Price (%) (2020)



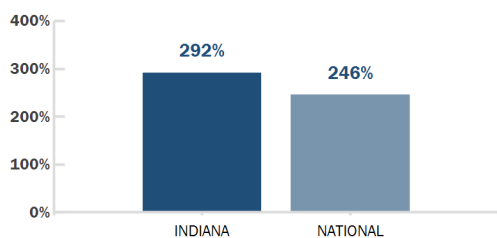


INDIANA STATE HOUSE DISTRICT 95

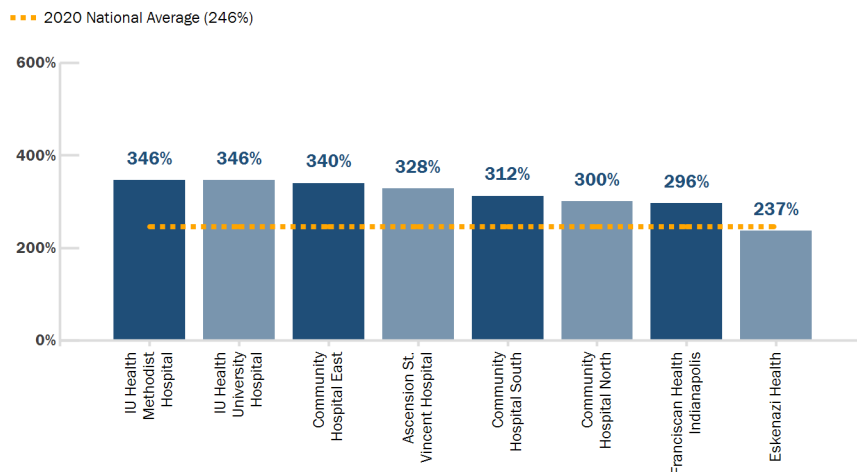
Hospital Name	Type*	CMS Overall Hospital Quality Star Ratings (October 2022)*	RAND Total Facility Plus Physician Relative Price (%) (2018 - 2020)**
IU Health Methodist Hospital	Non-Profit	2	346%
IU Health University Hospital	Non-Profit	2	346%
Community Hospital East	Non-Profit	2	340%
Ascension St. Vincent Hospital	Non-Profit	3	328%
Community Hospital South	Non-Profit	2	312%
Community Hospital North	Non-Profit	4	300%
Franciscan Health Indianapolis	Non-Profit	3	296%
Eskenazi Health	Government - Local	3	237%

Indiana Ranks **7th HIGHEST** in RAND Total Facility Plus Physician Relative Price

National vs. Indiana RAND Total Facility Plus Physician Relative Price (%) (2020)



RAND Total Facility Plus Physician Relative Price (%) (2018 - 2020)



DEFINITIONS:

CMS Overall Hospital Quality Star Rating - The Center for Medicare and Medicaid Services Overall Hospital Quality Star Rating summarizes a variety of measures across 5 areas of quality into a single star rating from 1-5 for each hospital. Measure groups include mortality, safety of care, readmission, patient experience, and timely and effective care. A higher score indicates better quality.

Total Facility Plus Physician Relative Price - Payment made by employees/employers via their insurance company to hospital facilities for inpatient and outpatient services. This is represented as a Percent of Medicare, meaning it compares what employees/employers paid to what Medicare would have paid for the exact same service to the same hospital in the same year. This does include physician payment, referred to as a professional fee.

Sources:

* CMS Overall Hospital Quality Star Rating: Released October 2022:

<https://data.cms.gov/provider-data/dataset/xubh-q36u>

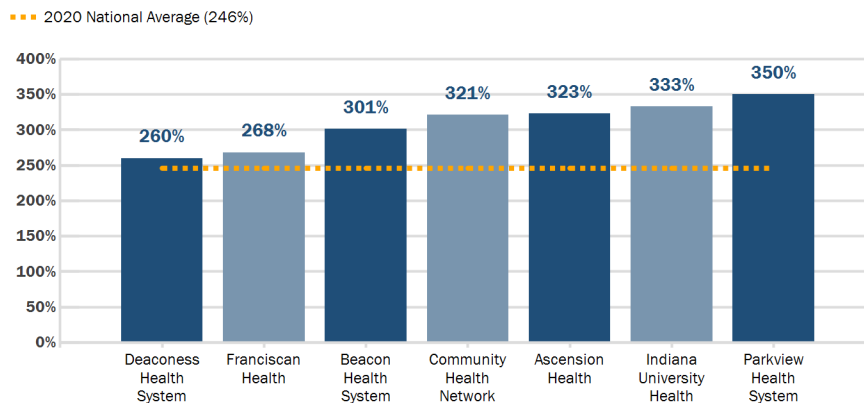
** RAND 4.0 Hospital Price Transparency Study, Published May 2022,

updated July 1, 2022: <https://employerptp.org/rand/4-0/>

Or note: Critical Access Hospitals are not shown in graphs because Medicare has a separate and unique payment schedule for them.

Indiana University Health reports under one CCN (150056) for Indiana University Health University Hospital, Indiana University Health Saxony Hospital, Indiana Health Methodist Hospital, and Riley Hospital for Children: https://www.ahd.com/free_profile/150056/IU_Health_Methodist_University/Indianapolis/Indiana/.

Indiana Health Systems - RAND Total Facility Plus Physician Relative Price (%) (2020)



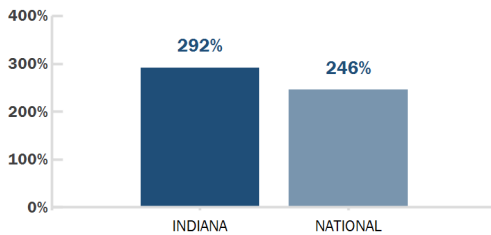


INDIANA STATE HOUSE DISTRICT 96

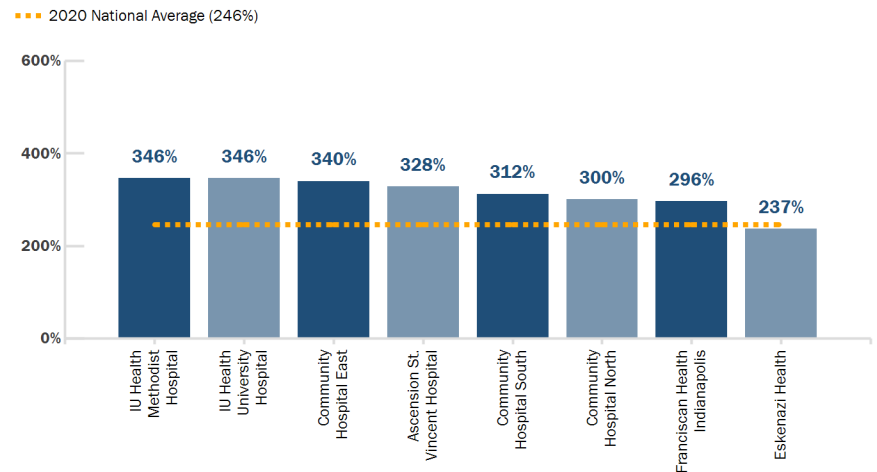
Hospital Name	Type*	CMS Overall Hospital Quality Star Ratings (October 2022)*	RAND Total Facility Plus Physician Relative Price (%) (2018 - 2020)**
IU Health Methodist Hospital	Non-Profit	2	346%
IU Health University Hospital	Non-Profit	2	346%
Community Hospital East	Non-Profit	2	340%
Ascension St. Vincent Hospital	Non-Profit	3	328%
Community Hospital South	Non-Profit	2	312%
Community Hospital North	Non-Profit	4	300%
Franciscan Health Indianapolis	Non-Profit	3	296%
Eskenazi Health	Government - Local	3	237%

Indiana Ranks **7th HIGHEST** in RAND Total Facility Plus Physician Relative Price

National vs. Indiana RAND Total Facility Plus Physician Relative Price (%) (2020)



RAND Total Facility Plus Physician Relative Price (%) (2018 - 2020)



DEFINITIONS:

CMS Overall Hospital Quality Star Rating - The Center for Medicare and Medicaid Services Overall Hospital Quality Star Rating summarizes a variety of measures across 5 areas of quality into a single star rating from 1-5 for each hospital. Measure groups include mortality, safety of care, readmission, patient experience, and timely and effective care. A higher score indicates better quality.

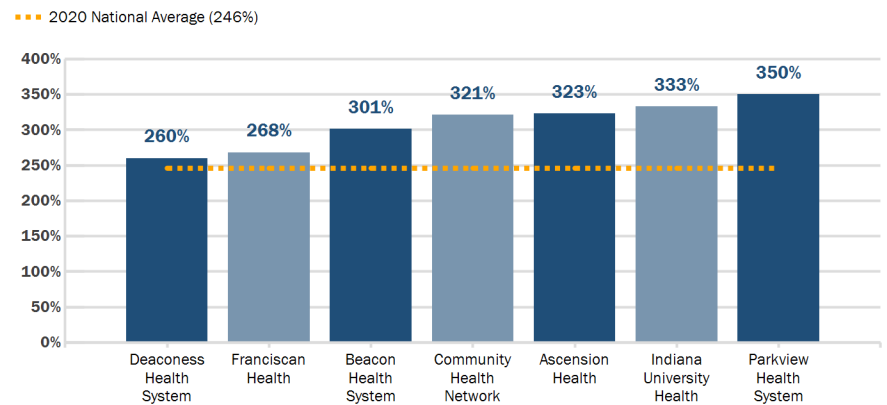
Total Facility Plus Physician Relative Price - Payment made by employees/employers via their insurance company to hospital facilities for inpatient and outpatient services. This is represented as a Percent of Medicare, meaning it compares what employees/employers paid to what Medicare would have paid for the exact same service to the same hospital in the same year. This does include physician payment, referred to as a professional fee.

Sources:

* CMS Overall Hospital Quality Star Rating: Released October 2022: <https://data.cms.gov/provider-data/dataset/xubh-q36u>
 ** RAND 4.0 Hospital Price Transparency Study, Published May 2022, updated July 1, 2022: <https://employerptp.org/rand/4-0/>
 Or note: Critical Access Hospitals are not shown in graphs because Medicare has a separate and unique payment schedule for them.

Indiana University Health reports under one CCN (150056) for Indiana University Health University Hospital, Indiana University Health Saxony Hospital, Indiana Health Methodist Hospital, and Riley Hospital for Children: https://www.ahd.com/free_profile/150056/IU_Health_Methodist_University/Indianapolis/Indiana/.

Indiana Health Systems - RAND Total Facility Plus Physician Relative Price (%) (2020)



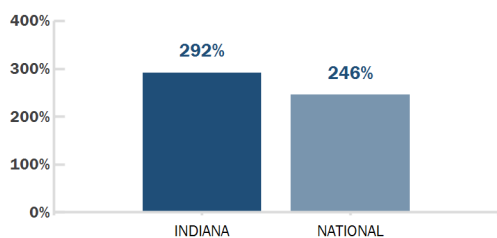


INDIANA STATE HOUSE DISTRICT 97

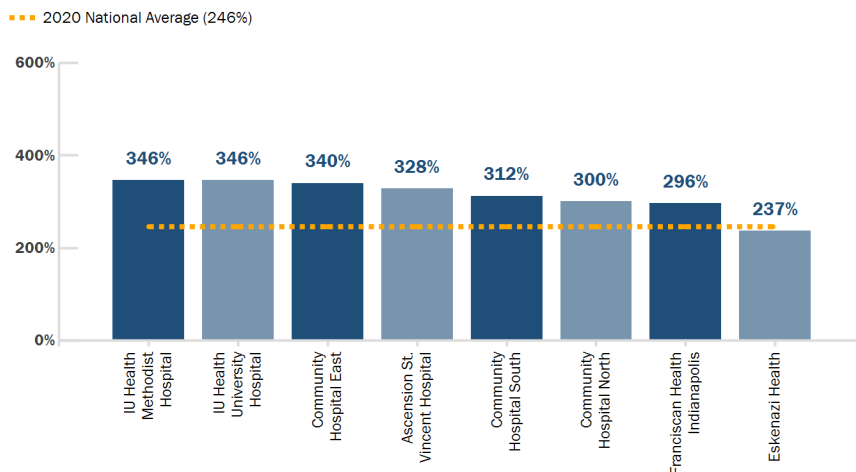
Hospital Name	Type*	CMS Overall Hospital Quality Star Ratings (October 2022)*	RAND Total Facility Plus Physician Relative Price (%) (2018 - 2020)**
IU Health Methodist Hospital	Non-Profit	2	346%
IU Health University Hospital	Non-Profit	2	346%
Community Hospital East	Non-Profit	2	340%
Ascension St. Vincent Hospital	Non-Profit	3	328%
Community Hospital South	Non-Profit	2	312%
Community Hospital North	Non-Profit	4	300%
Franciscan Health Indianapolis	Non-Profit	3	296%
Eskenazi Health	Government - Local	3	237%

Indiana Ranks **7th HIGHEST** in RAND Total Facility Plus Physician Relative Price

National vs. Indiana RAND Total Facility Plus Physician Relative Price (%) (2020)



RAND Total Facility Plus Physician Relative Price (%) (2018 - 2020)



DEFINITIONS:

CMS Overall Hospital Quality Star Rating - The Center for Medicare and Medicaid Services Overall Hospital Quality Star Rating summarizes a variety of measures across 5 areas of quality into a single star rating from 1-5 for each hospital. Measure groups include mortality, safety of care, readmission, patient experience, and timely and effective care. A higher score indicates better quality.

Total Facility Plus Physician Relative Price - Payment made by employees/employers via their insurance company to hospital facilities for inpatient and outpatient services. This is represented as a Percent of Medicare, meaning it compares what employees/employers paid to what Medicare would have paid for the exact same service to the same hospital in the same year. This does include physician payment, referred to as a professional fee.

Sources:

* CMS Overall Hospital Quality Star Rating: Released October 2022:

<https://data.cms.gov/provider-data/dataset/xubh-q36u>

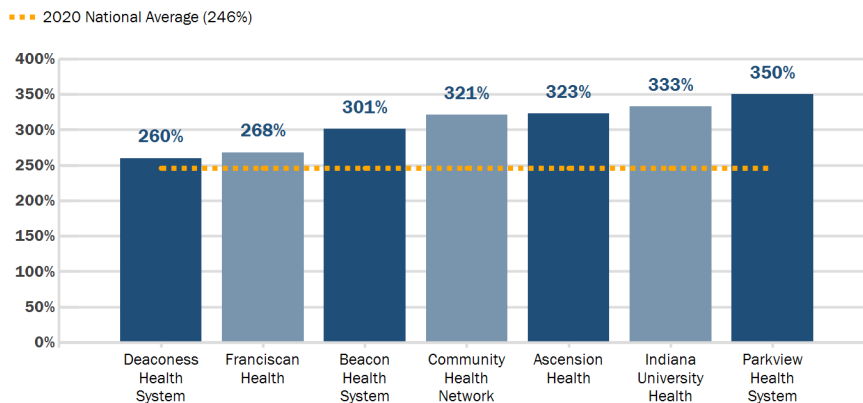
** RAND 4.0 Hospital Price Transparency Study, Published May 2022,

updated July 1, 2022: <https://employerptp.org/rand/4-0/>

Or note: Critical Access Hospitals are not shown in graphs because Medicare has a separate and unique payment schedule for them.

Indiana University Health reports under one CCN (150056) for Indiana University Health University Hospital, Indiana University Health Saxony Hospital, Indiana Health Methodist Hospital, and Riley Hospital for Children: https://www.ahd.com/free_profile/150056/IU_Health_Methodist_University/Indianapolis/Indiana/.

Indiana Health Systems - RAND Total Facility Plus Physician Relative Price (%) (2020)



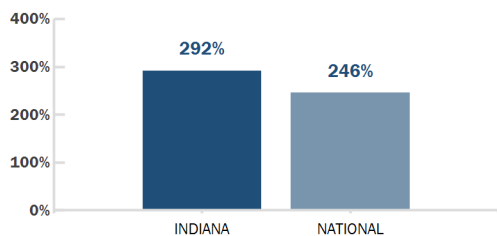


INDIANA STATE HOUSE DISTRICT 98

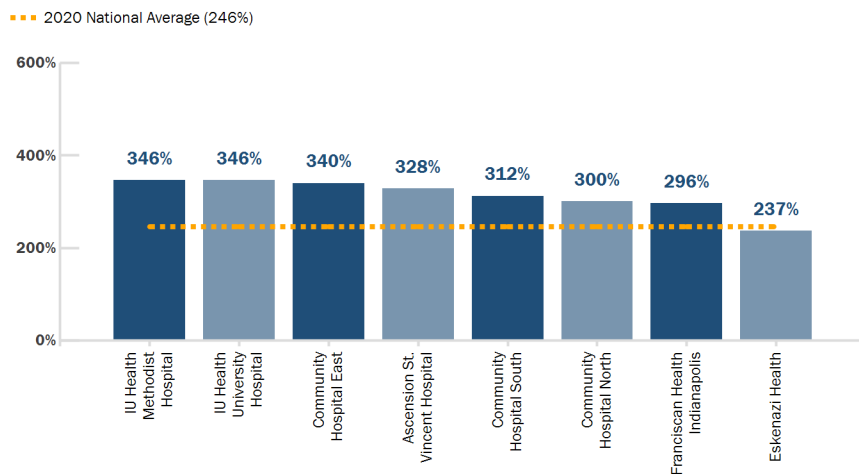
Hospital Name	Type*	CMS Overall Hospital Quality Star Ratings (October 2022)*	RAND Total Facility Plus Physician Relative Price (%) (2018 - 2020)**
IU Health Methodist Hospital	Non-Profit	2	346%
IU Health University Hospital	Non-Profit	2	346%
Community Hospital East	Non-Profit	2	340%
Ascension St. Vincent Hospital	Non-Profit	3	328%
Community Hospital South	Non-Profit	2	312%
Community Hospital North	Non-Profit	4	300%
Franciscan Health Indianapolis	Non-Profit	3	296%
Eskenazi Health	Government - Local	3	237%

Indiana Ranks **7th HIGHEST** in RAND Total Facility Plus Physician Relative Price

National vs. Indiana RAND Total Facility Plus Physician Relative Price (%) (2020)



RAND Total Facility Plus Physician Relative Price (%) (2018 - 2020)



DEFINITIONS:

CMS Overall Hospital Quality Star Rating - The Center for Medicare and Medicaid Services Overall Hospital Quality Star Rating summarizes a variety of measures across 5 areas of quality into a single star rating from 1-5 for each hospital. Measure groups include mortality, safety of care, readmission, patient experience, and timely and effective care. A higher score indicates better quality.

Total Facility Plus Physician Relative Price - Payment made by employees/employers via their insurance company to hospital facilities for inpatient and outpatient services. This is represented as a Percent of Medicare, meaning it compares what employees/employers paid to what Medicare would have paid for the exact same service to the same hospital in the same year. This does include physician payment, referred to as a professional fee.

Sources:

* CMS Overall Hospital Quality Star Rating: Released October 2022:

<https://data.cms.gov/provider-data/dataset/xubh-q36u>

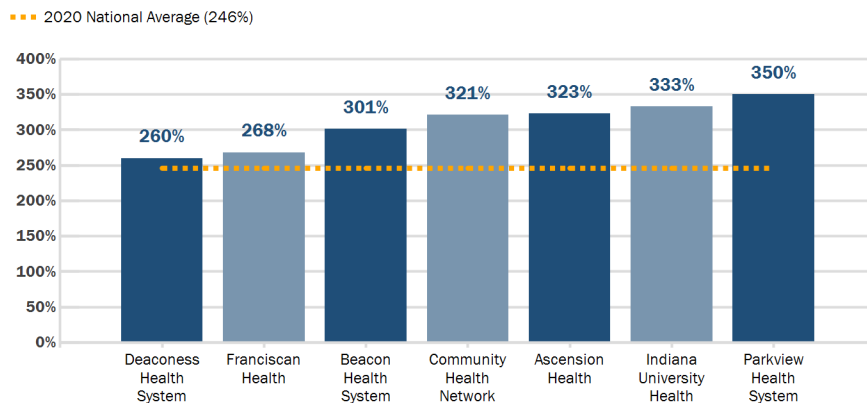
** RAND 4.0 Hospital Price Transparency Study, Published May 2022,

updated July 1, 2022: <https://employerptp.org/rand/4-0/>

Or note: Critical Access Hospitals are not shown in graphs because Medicare has a separate and unique payment schedule for them.

Indiana University Health reports under one CCN (150056) for Indiana University Health University Hospital, Indiana University Health Saxony Hospital, Indiana Health Methodist Hospital, and Riley Hospital for Children: https://www.ahd.com/free_profile/150056/IU_Health_Methodist_University/Indianapolis/Indiana/.

Indiana Health Systems - RAND Total Facility Plus Physician Relative Price (%) (2020)



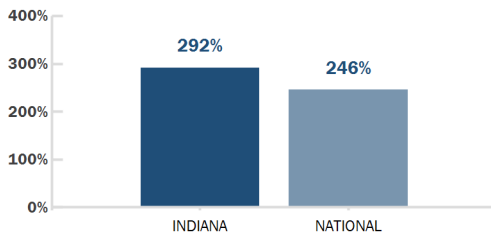


INDIANA STATE HOUSE DISTRICT 99

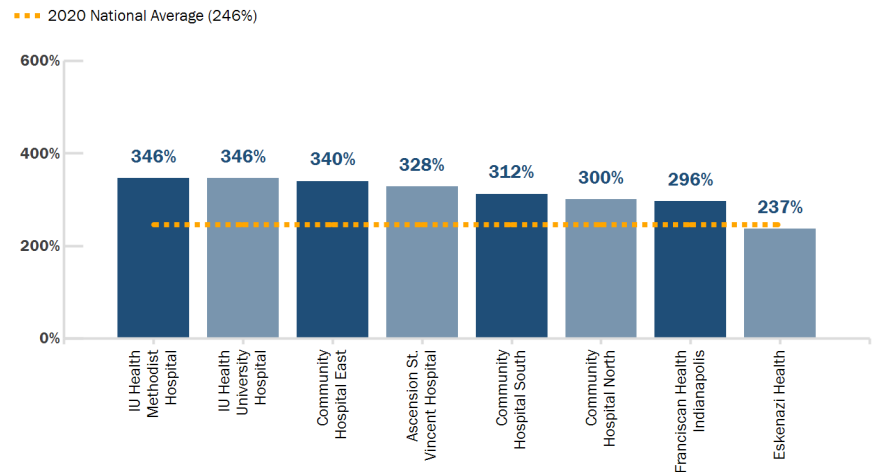
Hospital Name	Type*	CMS Overall Hospital Quality Star Ratings (October 2022)*	RAND Total Facility Plus Physician Relative Price (%) (2018 - 2020)**
IU Health Methodist Hospital	Non-Profit	2	346%
IU Health University Hospital	Non-Profit	2	346%
Community Hospital East	Non-Profit	2	340%
Ascension St. Vincent Hospital	Non-Profit	3	328%
Community Hospital South	Non-Profit	2	312%
Community Hospital North	Non-Profit	4	300%
Franciscan Health Indianapolis	Non-Profit	3	296%
Eskenazi Health	Government - Local	3	237%

Indiana Ranks **7th HIGHEST** in RAND Total Facility Plus Physician Relative Price

National vs. Indiana RAND Total Facility Plus Physician Relative Price (%) (2020)



RAND Total Facility Plus Physician Relative Price (%) (2018 - 2020)



DEFINITIONS:

CMS Overall Hospital Quality Star Rating - The Center for Medicare and Medicaid Services Overall Hospital Quality Star Rating summarizes a variety of measures across 5 areas of quality into a single star rating from 1-5 for each hospital. Measure groups include mortality, safety of care, readmission, patient experience, and timely and effective care. A higher score indicates better quality.

Total Facility Plus Physician Relative Price - Payment made by employees/employers via their insurance company to hospital facilities for inpatient and outpatient services. This is represented as a Percent of Medicare, meaning it compares what employees/employers paid to what Medicare would have paid for the exact same service to the same hospital in the same year. This does include physician payment, referred to as a professional fee.

Sources:

* CMS Overall Hospital Quality Star Rating: Released October 2022:

<https://data.cms.gov/provider-data/dataset/xubh-q36u>

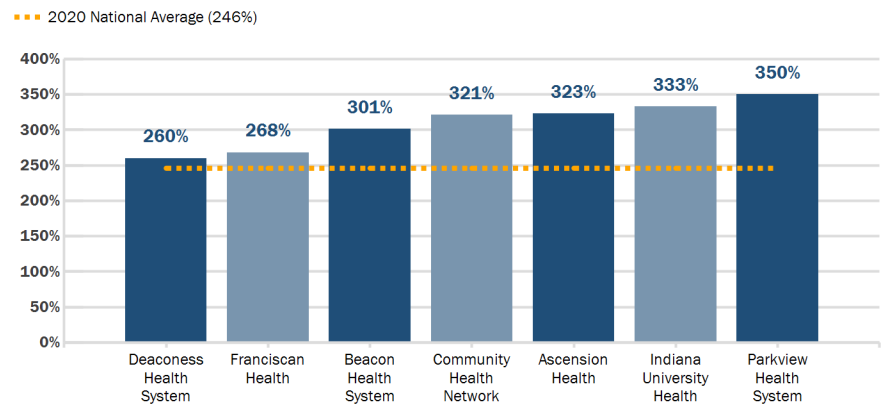
** RAND 4.0 Hospital Price Transparency Study, Published May 2022,

updated July 1, 2022: <https://employerptp.org/rand/4-0/>

Or note: Critical Access Hospitals are not shown in graphs because Medicare has a separate and unique payment schedule for them.

Indiana University Health reports under one CCN (150056) for Indiana University Health University Hospital, Indiana University Health Saxony Hospital, Indiana Health Methodist Hospital, and Riley Hospital for Children: https://www.ahd.com/free_profile/150056/IU_Health_Methodist_University/Indianapolis/Indiana/.

Indiana Health Systems - RAND Total Facility Plus Physician Relative Price (%) (2020)



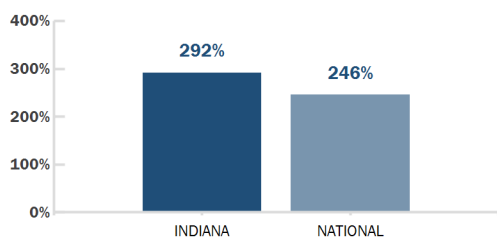


INDIANA STATE HOUSE DISTRICT 100

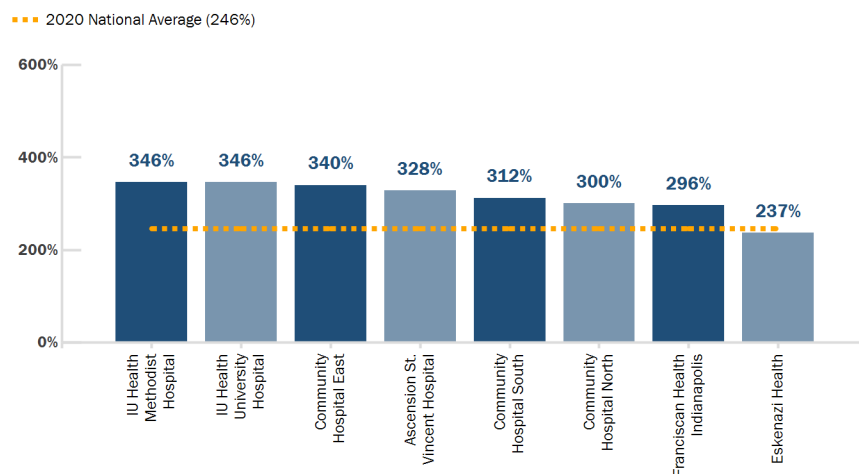
Hospital Name	Type*	CMS Overall Hospital Quality Star Ratings (October 2022)*	RAND Total Facility Plus Physician Relative Price (%) (2018 - 2020)**
IU Health Methodist Hospital	Non-Profit	2	346%
IU Health University Hospital	Non-Profit	2	346%
Community Hospital East	Non-Profit	2	340%
Ascension St. Vincent Hospital	Non-Profit	3	328%
Community Hospital South	Non-Profit	2	312%
Community Hospital North	Non-Profit	4	300%
Franciscan Health Indianapolis	Non-Profit	3	296%
Eskenazi Health	Government - Local	3	237%

Indiana Ranks **7th HIGHEST** in RAND Total Facility Plus Physician Relative Price

National vs. Indiana RAND Total Facility Plus Physician Relative Price (%) (2020)



RAND Total Facility Plus Physician Relative Price (%) (2018 - 2020)



DEFINITIONS:

CMS Overall Hospital Quality Star Rating - The Center for Medicare and Medicaid Services Overall Hospital Quality Star Rating summarizes a variety of measures across 5 areas of quality into a single star rating from 1-5 for each hospital. Measure groups include mortality, safety of care, readmission, patient experience, and timely and effective care. A higher score indicates better quality.

Total Facility Plus Physician Relative Price - Payment made by employees/employers via their insurance company to hospital facilities for inpatient and outpatient services. This is represented as a Percent of Medicare, meaning it compares what employees/employers paid to what Medicare would have paid for the exact same service to the same hospital in the same year. This does include physician payment, referred to as a professional fee.

Sources:

* CMS Overall Hospital Quality Star Rating: Released October 2022:

<https://data.cms.gov/provider-data/dataset/xubh-q36u>

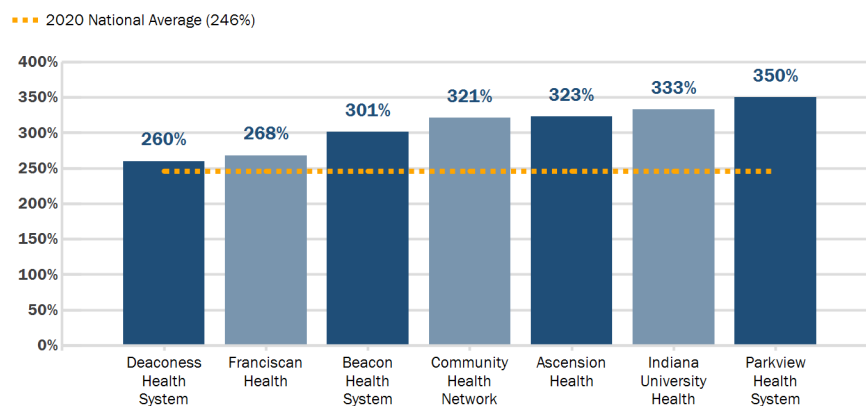
** RAND 4.0 Hospital Price Transparency Study, Published May 2022,

updated July 1, 2022: <https://employerptp.org/rand/4-0/>

Or note: Critical Access Hospitals are not shown in graphs because Medicare has a separate and unique payment schedule for them.

Indiana University Health reports under one CCN (150056) for Indiana University Health University Hospital, Indiana University Health Saxony Hospital, Indiana Health Methodist Hospital, and Riley Hospital for Children: https://www.ahd.com/free_profile/150056/IU_Health_Methodist_University/Indianapolis/Indiana/.

Indiana Health Systems - RAND Total Facility Plus Physician Relative Price (%) (2020)



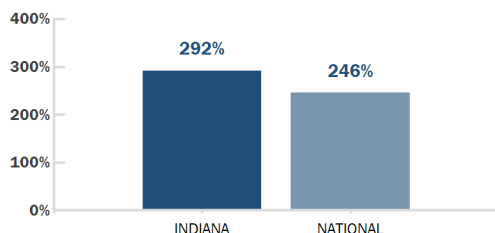


INDIANA STATE SENATE DISTRICT 1

Hospital Name	Type*	CMS Overall Hospital Quality Star Ratings (October 2022)*	RAND Total Facility Plus Physician Relative Price (%) (2018 - 2020)**
Pinnacle Hospital	Physician	N/A	368%
Franciscan Health Munster	Non-Profit	2	291%
Community Hospital	Non-Profit	2	257%
St. Mary Medical Center	Non-Profit	3	235%
Franciscan Health Crown Point	Non-Profit	3	229%
Franciscan Health Dyer	Non-Profit	1	222%
St. Catherine Hospital	Non-Profit	5	201%
Methodist Hospitals	Non-Profit	3	194%
Franciscan Health Hammond	Non-Profit	1	178%

Indiana Ranks **7th HIGHEST** in RAND Total Facility Plus Physician Relative Price

National vs. Indiana RAND Total Facility Plus Physician Relative Price (%) (2020)



DEFINITIONS:

CMS Overall Hospital Quality Star Rating - The Center for Medicare and Medicaid Services Overall Hospital Quality Star Rating summarizes a variety of measures across 5 areas of quality into a single star rating from 1-5 for each hospital. Measure groups include mortality, safety of care, readmission, patient experience, and timely and effective care. A higher score indicates better quality.

Total Facility Plus Physician Relative Price - Payment made by employees/employers via their insurance company to hospital facilities for inpatient and outpatient services. This is represented as a Percent of Medicare, meaning it compares what employees/employers paid to what Medicare would have paid for the exact same service to the same hospital in the same year. This does include physician payment, referred to as a professional fee.

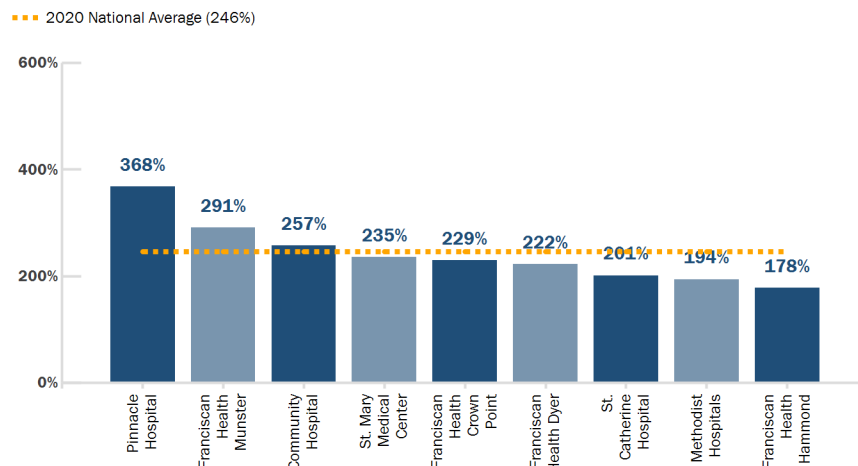
Sources:

* CMS Overall Hospital Quality Star Rating: Released October 2022: <https://data.cms.gov/provider-data/dataset/xubh-q36u>

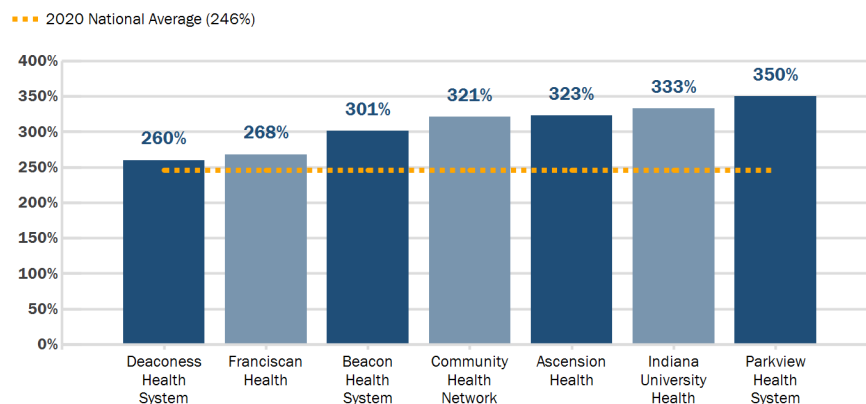
** RAND 4.0 Hospital Price Transparency Study, Published May 2022, updated July 1, 2022: <https://employerptp.org/rand/4-0/>
Of note: Critical Access Hospitals are not shown in graphs because Medicare has a separate and unique payment schedule for them.

Indiana University Health reports under one CCN (150056) for Indiana University Health University Hospital, Indiana University Health Saxony Hospital, Indiana Health Methodist Hospital, and Riley Hospital for Children: https://www.ahd.com/free_profile/150056/IU_Health_Methodist_University/Indianapolis/Indiana/.

RAND Total Facility Plus Physician Relative Price (%) (2018 - 2020)



Indiana Health Systems - RAND Total Facility Plus Physician Relative Price (%) (2020)



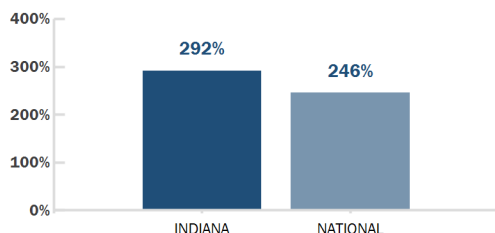


INDIANA STATE SENATE DISTRICT 2

Hospital Name	Type*	CMS Overall Hospital Quality Star Ratings (October 2022)*	RAND Total Facility Plus Physician Relative Price (%) (2018 - 2020)**
Pinnacle Hospital	Physician	N/A	368%
Franciscan Health Munster	Non-Profit	2	291%
Community Hospital	Non-Profit	2	257%
St. Mary Medical Center	Non-Profit	3	235%
Franciscan Health Crown Point	Non-Profit	3	229%
Franciscan Health Dyer	Non-Profit	1	222%
St. Catherine Hospital	Non-Profit	5	201%
Methodist Hospitals	Non-Profit	3	194%
Franciscan Health Hammond	Non-Profit	1	178%

Indiana Ranks **7th HIGHEST** in RAND Total Facility Plus Physician Relative Price

National vs. Indiana RAND Total Facility Plus Physician Relative Price (%) (2020)



DEFINITIONS:

CMS Overall Hospital Quality Star Rating - The Center for Medicare and Medicaid Services Overall Hospital Quality Star Rating summarizes a variety of measures across 5 areas of quality into a single star rating from 1-5 for each hospital. Measure groups include mortality, safety of care, readmission, patient experience, and timely and effective care. A higher score indicates better quality.

Total Facility Plus Physician Relative Price - Payment made by employees/employers via their insurance company to hospital facilities for inpatient and outpatient services. This is represented as a Percent of Medicare, meaning it compares what employees/employers paid to what Medicare would have paid for the exact same service to the same hospital in the same year. This does include physician payment, referred to as a professional fee.

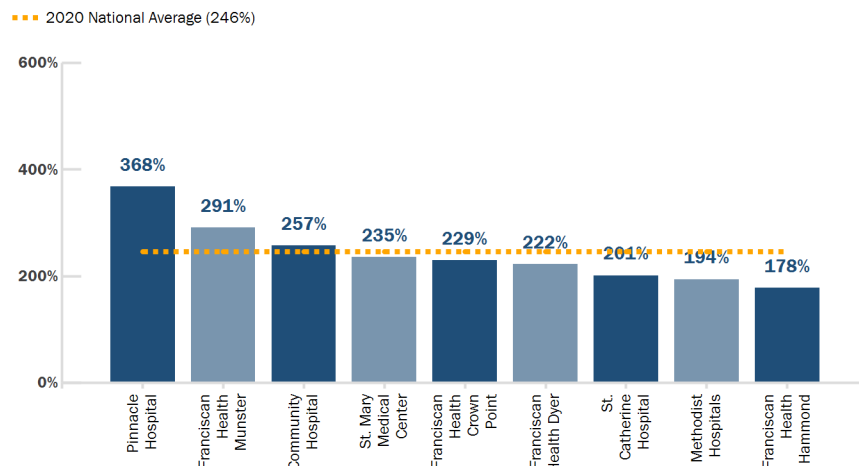
Sources:

* CMS Overall Hospital Quality Star Rating: Released October 2022: <https://data.cms.gov/provider-data/dataset/xubh-q36u>

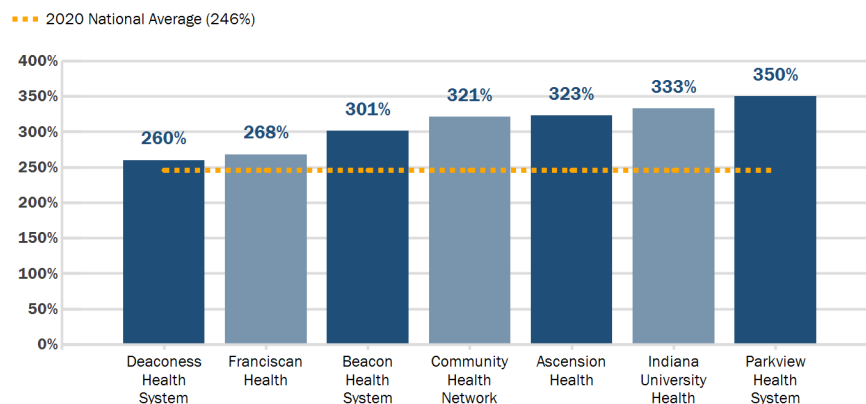
** RAND 4.0 Hospital Price Transparency Study, Published May 2022, updated July 1, 2022: <https://employerptp.org/rand/4-0/>
Of note: Critical Access Hospitals are not shown in graphs because Medicare has a separate and unique payment schedule for them.

Indiana University Health reports under one CCN (150056) for Indiana University Health University Hospital, Indiana University Health Saxony Hospital, Indiana Health Methodist Hospital, and Riley Hospital for Children: https://www.ahd.com/free_profile/150056/IU_Health_Methodist_University/Indianapolis/Indiana/.

RAND Total Facility Plus Physician Relative Price (%) (2018 - 2020)



Indiana Health Systems - RAND Total Facility Plus Physician Relative Price (%) (2020)



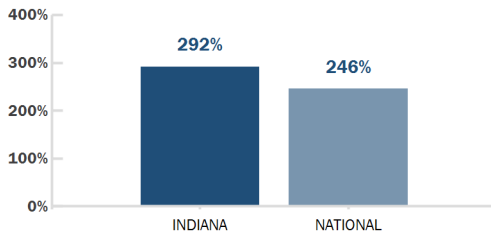


INDIANA STATE SENATE DISTRICT 3

Hospital Name	Type*	CMS Overall Hospital Quality Star Ratings (October 2022)*	RAND Total Facility Plus Physician Relative Price (%) (2018 - 2020)**
Pinnacle Hospital	Physician	N/A	368%
Franciscan Health Munster	Non-Profit	2	291%
Community Hospital	Non-Profit	2	257%
St. Mary Medical Center	Non-Profit	3	235%
Franciscan Health Crown Point	Non-Profit	3	229%
Franciscan Health Dyer	Non-Profit	1	222%
St. Catherine Hospital	Non-Profit	5	201%
Methodist Hospitals	Non-Profit	3	194%
Franciscan Health Hammond	Non-Profit	1	178%

Indiana Ranks **7th HIGHEST** in RAND Total Facility Plus Physician Relative Price

National vs. Indiana RAND Total Facility Plus Physician Relative Price (%) (2020)



DEFINITIONS:

CMS Overall Hospital Quality Star Rating - The Center for Medicare and Medicaid Services Overall Hospital Quality Star Rating summarizes a variety of measures across 5 areas of quality into a single star rating from 1-5 for each hospital. Measure groups include mortality, safety of care, readmission, patient experience, and timely and effective care. A higher score indicates better quality.

Total Facility Plus Physician Relative Price - Payment made by employees/employers via their insurance company to hospital facilities for inpatient and outpatient services. This is represented as a Percent of Medicare, meaning it compares what employees/employers paid to what Medicare would have paid for the exact same service to the same hospital in the same year. This does include physician payment, referred to as a professional fee.

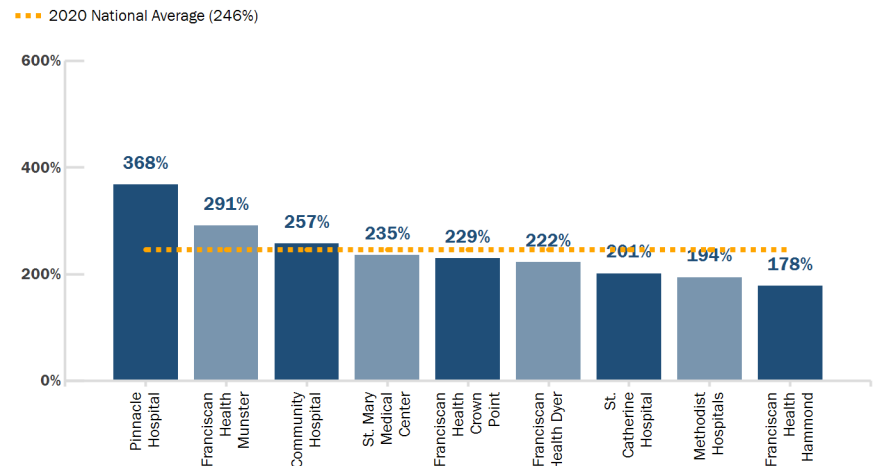
Sources:

* CMS Overall Hospital Quality Star Rating: Released October 2022: <https://data.cms.gov/provider-data/dataset/xubh-q36u>

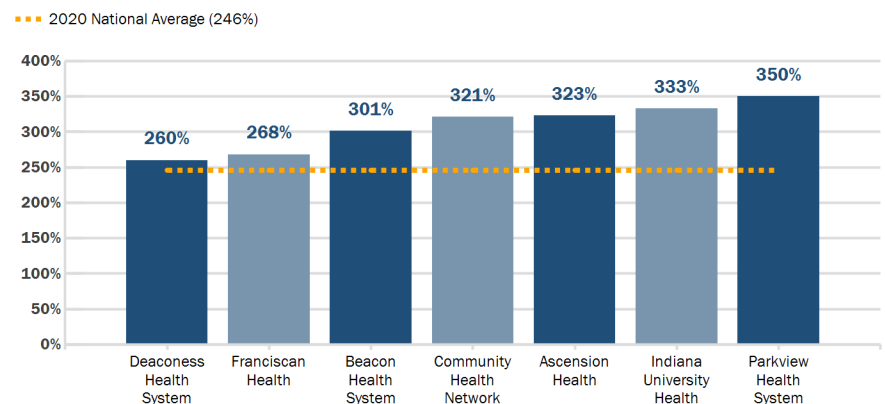
** RAND 4.0 Hospital Price Transparency Study, Published May 2022, updated July 1, 2022: <https://employerptp.org/rand/4-0/>
Of note: Critical Access Hospitals are not shown in graphs because Medicare has a separate and unique payment schedule for them.

Indiana University Health reports under one CCN (150056) for Indiana University Health University Hospital, Indiana University Health Saxony Hospital, Indiana Health Methodist Hospital, and Riley Hospital for Children: https://www.ahd.com/free_profile/150056/IU_Health_Methodist_University/Indianapolis/Indiana/.

RAND Total Facility Plus Physician Relative Price (%) (2018 - 2020)



Indiana Health Systems - RAND Total Facility Plus Physician Relative Price (%) (2020)



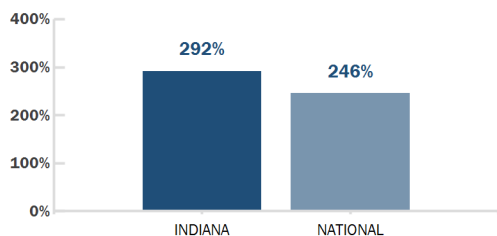


INDIANA STATE SENATE DISTRICT 4

Hospital Name	Type*	CMS Overall Hospital Quality Star Ratings (October 2022)*	RAND Total Facility Plus Physician Relative Price (%) (2018 - 2020)**
Northwest Health - La Porte	Non-Profit	2	445%
Franciscan Health Michigan City	Non-Profit	2	250%
Northwest Health - Porter	For-Profit	2	199%

Indiana Ranks **7th HIGHEST** in RAND Total Facility Plus Physician Relative Price

National vs. Indiana RAND Total Facility Plus Physician Relative Price (%) (2020)



DEFINITIONS:

CMS Overall Hospital Quality Star Rating - The Center for Medicare and Medicaid Services Overall Hospital Quality Star Rating summarizes a variety of measures across 5 areas of quality into a single star rating from 1-5 for each hospital. Measure groups include mortality, safety of care, readmission, patient experience, and timely and effective care. A higher score indicates better quality.

Total Facility Plus Physician Relative Price - Payment made by employees/employers via their insurance company to hospital facilities for inpatient and outpatient services. This is represented as a Percent of Medicare, meaning it compares what employees/employers paid to what Medicare would have paid for the exact same service to the same hospital in the same year. This does include physician payment, referred to as a professional fee.

Sources:

* CMS Overall Hospital Quality Star Rating: Released October 2022:

<https://data.cms.gov/provider-data/dataset/xubh-q36u>

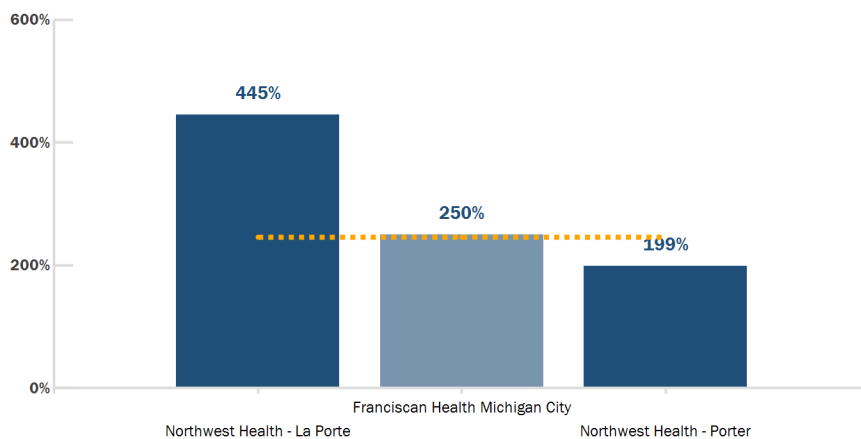
** RAND 4.0 Hospital Price Transparency Study, Published May 2022, updated July 1, 2022: <https://employerptp.org/rand/4-0/>

Of note: Critical Access Hospitals are not shown in graphs because Medicare has a separate and unique payment schedule for them.

Indiana University Health reports under one CCN (150056) for Indiana University Health University Hospital, Indiana University Health Saxony Hospital, Indiana Health Methodist Hospital, and Riley Hospital for Children: https://www.ahd.com/free_profile/150056/IU_Health_Methodist_University/Indianapolis/Indiana/.

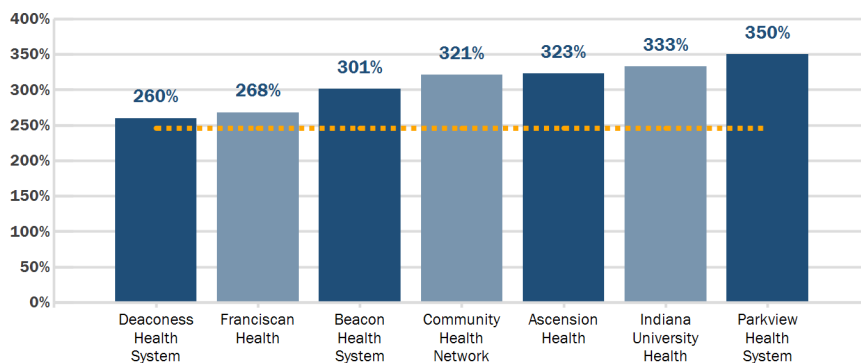
RAND Total Facility Plus Physician Relative Price (%) (2018 - 2020)

--- 2020 National Average (246%)



Indiana Health Systems - RAND Total Facility Plus Physician Relative Price (%) (2020)

--- 2020 National Average (246%)



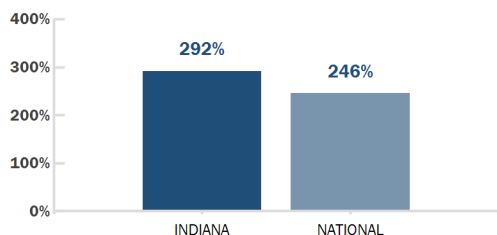


INDIANA STATE SENATE DISTRICT 5

Hospital Name	Type*	CMS Overall Hospital Quality Star Ratings (October 2022)*	RAND Total Facility Plus Physician Relative Price (%) (2018 - 2020)**
Northwest Health - La Porte	Non-Profit	2	445%
Northwest Health - Starke	For-Profit	3	433%
Franciscan Health Michigan City	Non-Profit	2	250%
Northwest Health - Porter	For-Profit	2	199%

Indiana Ranks **7th HIGHEST** in RAND Total Facility Plus Physician Relative Price

National vs. Indiana RAND Total Facility Plus Physician Relative Price (%) (2020)



DEFINITIONS:

CMS Overall Hospital Quality Star Rating - The Center for Medicare and Medicaid Services Overall Hospital Quality Star Rating summarizes a variety of measures across 5 areas of quality into a single star rating from 1-5 for each hospital. Measure groups include mortality, safety of care, readmission, patient experience, and timely and effective care. A higher score indicates better quality.

Total Facility Plus Physician Relative Price - Payment made by employees/employers via their insurance company to hospital facilities for inpatient and outpatient services. This is represented as a Percent of Medicare, meaning it compares what employees/employers paid to what Medicare would have paid for the exact same service to the same hospital in the same year. This does include physician payment, referred to as a professional fee.

Sources:

* CMS Overall Hospital Quality Star Rating: Released October 2022: <https://data.cms.gov/provider-data/dataset/xubh-q36u>

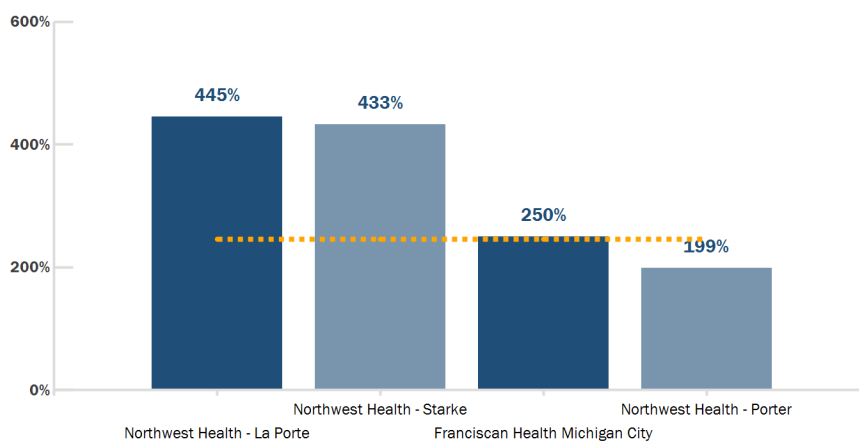
** RAND 4.0 Hospital Price Transparency Study, Published May 2022, updated July 1, 2022: <https://employerptp.org/rand/4-0/>

Of note: Critical Access Hospitals are not shown in graphs because Medicare has a separate and unique payment schedule for them.

Indiana University Health reports under one CCN (150056) for Indiana University Health University Hospital, Indiana University Health Saxony Hospital, Indiana Health Methodist Hospital, and Riley Hospital for Children: https://www.ahd.com/free_profile/150056/IU_Health_Methodist_University/Indianapolis/Indiana/.

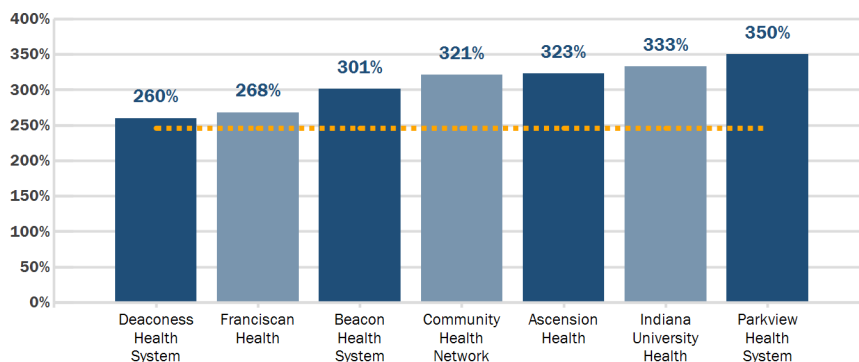
RAND Total Facility Plus Physician Relative Price (%) (2018 - 2020)

--- 2020 National Average (246%)



Indiana Health Systems - RAND Total Facility Plus Physician Relative Price (%) (2020)

--- 2020 National Average (246%)



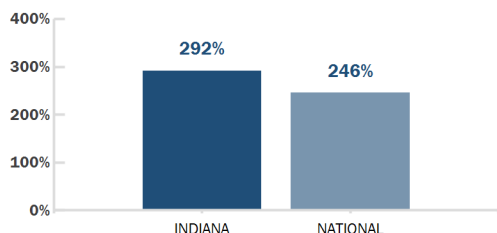


INDIANA STATE SENATE DISTRICT 6

Hospital Name	Type*	CMS Overall Hospital Quality Star Ratings (October 2022)*	RAND Total Facility Plus Physician Relative Price (%) (2018 - 2020)**
Pinnacle Hospital	Physician	N/A	368%
Franciscan Health Munster	Non-Profit	2	291%
Community Hospital	Non-Profit	2	257%
St. Mary Medical Center	Non-Profit	3	235%
Franciscan Health Crown Point	Non-Profit	3	229%
Franciscan Health Dyer	Non-Profit	1	222%
St. Catherine Hospital	Non-Profit	5	201%
Methodist Hospitals	Non-Profit	3	194%
Franciscan Health Hammond	Non-Profit	1	178%

Indiana Ranks **7th HIGHEST** in RAND Total Facility Plus Physician Relative Price

National vs. Indiana RAND Total Facility Plus Physician Relative Price (%) (2020)



DEFINITIONS:

CMS Overall Hospital Quality Star Rating - The Center for Medicare and Medicaid Services Overall Hospital Quality Star Rating summarizes a variety of measures across 5 areas of quality into a single star rating from 1-5 for each hospital. Measure groups include mortality, safety of care, readmission, patient experience, and timely and effective care. A higher score indicates better quality.

Total Facility Plus Physician Relative Price - Payment made by employees/employers via their insurance company to hospital facilities for inpatient and outpatient services. This is represented as a Percent of Medicare, meaning it compares what employees/employers paid to what Medicare would have paid for the exact same service to the same hospital in the same year. This does include physician payment, referred to as a professional fee.

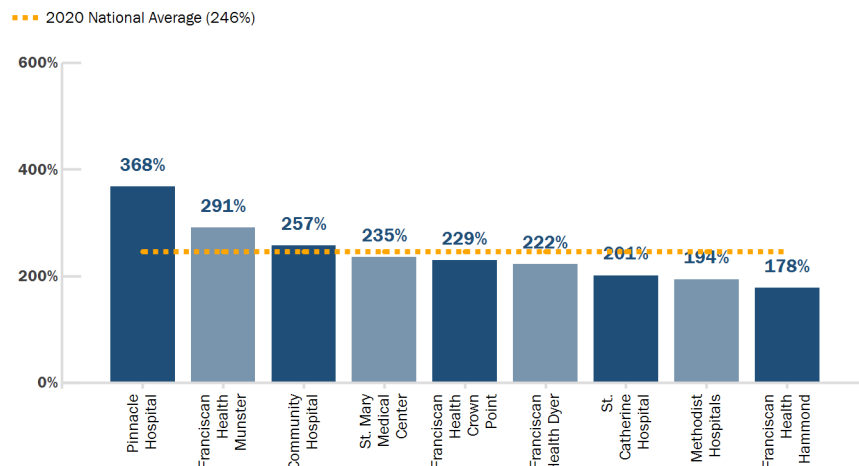
Sources:

* CMS Overall Hospital Quality Star Rating: Released October 2022: <https://data.cms.gov/provider-data/dataset/xubh-q36u>

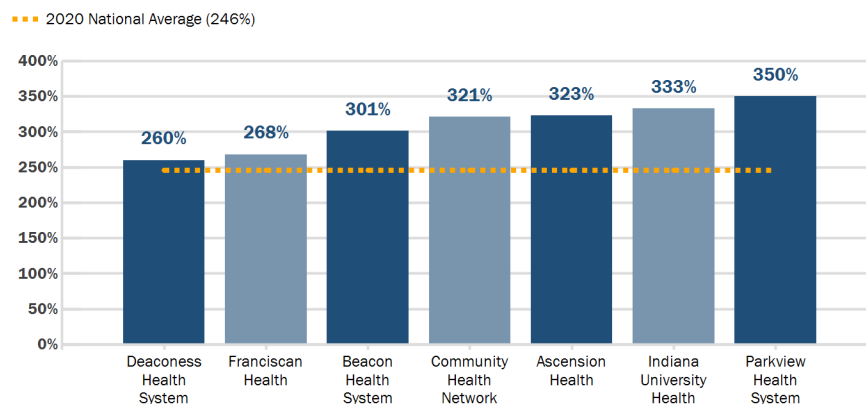
** RAND 4.0 Hospital Price Transparency Study, Published May 2022, updated July 1, 2022: <https://employerptp.org/rand/4-0/>
Of note: Critical Access Hospitals are not shown in graphs because Medicare has a separate and unique payment schedule for them.

Indiana University Health reports under one CCN (150056) for Indiana University Health University Hospital, Indiana University Health Saxony Hospital, Indiana Health Methodist Hospital, and Riley Hospital for Children: https://www.ahd.com/free_profile/150056/IU_Health_Methodist_University/Indianapolis/Indiana/.

RAND Total Facility Plus Physician Relative Price (%) (2018 - 2020)



Indiana Health Systems - RAND Total Facility Plus Physician Relative Price (%) (2020)



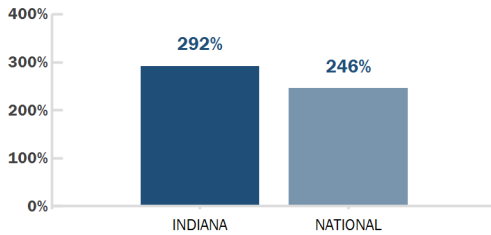


INDIANA STATE SENATE DISTRICT 7

Hospital Name	Type*	CMS Overall Hospital Quality Star Ratings (October 2022)*	RAND Total Facility Plus Physician Relative Price (%) (2018 - 2020)**
Witham Health Services	Government - Local	4	386%
Franciscan Health Lafayette	Non-Profit	4	332%
IU Health Arnett Hospital	Non-Profit	4	283%

Indiana Ranks **7th HIGHEST** in RAND Total Facility Plus Physician Relative Price

National vs. Indiana RAND Total Facility Plus Physician Relative Price (%) (2020)



DEFINITIONS:

CMS Overall Hospital Quality Star Rating - The Center for Medicare and Medicaid Services Overall Hospital Quality Star Rating summarizes a variety of measures across 5 areas of quality into a single star rating from 1-5 for each hospital. Measure groups include mortality, safety of care, readmission, patient experience, and timely and effective care. A higher score indicates better quality.

Total Facility Plus Physician Relative Price - Payment made by employees/employers via their insurance company to hospital facilities for inpatient and outpatient services. This is represented as a Percent of Medicare, meaning it compares what employees/employers paid to what Medicare would have paid for the exact same service to the same hospital in the same year. This does include physician payment, referred to as a professional fee.

Sources:

* CMS Overall Hospital Quality Star Rating: Released October 2022:

<https://data.cms.gov/provider-data/dataset/xubh-q36u>

** RAND 4.0 Hospital Price Transparency Study, Published May 2022,

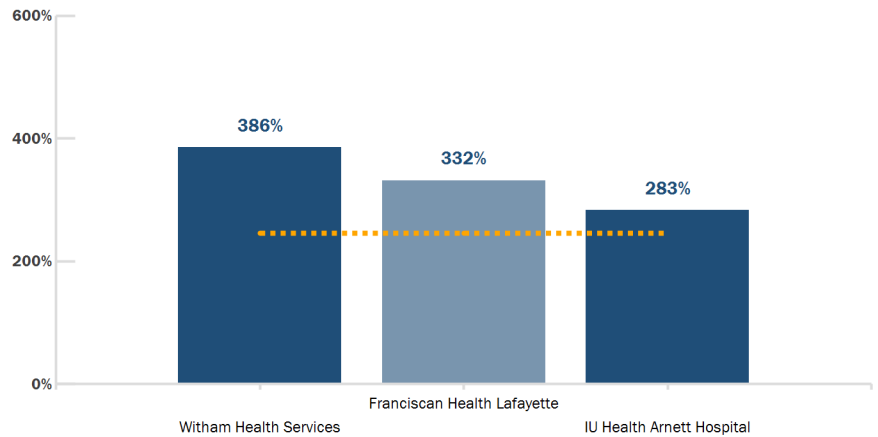
updated July 1, 2022: <https://employerptp.org/rand/4-0/>

Of note: Critical Access Hospitals are not shown in graphs because Medicare has a separate and unique payment schedule for them.

Indiana University Health reports under one CCN (150056) for Indiana University Health University Hospital, Indiana University Health Saxony Hospital, Indiana Health Methodist Hospital, and Riley Hospital for Children: https://www.ahd.com/free_profile/150056/IU_Health_Methodist_University/Indianapolis/Indiana/.

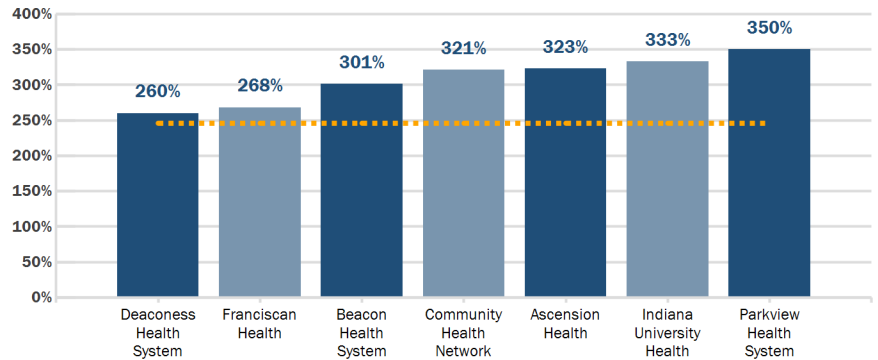
RAND Total Facility Plus Physician Relative Price (%) (2018 - 2020)

--- 2020 National Average (246%)



Indiana Health Systems - RAND Total Facility Plus Physician Relative Price (%) (2020)

--- 2020 National Average (246%)



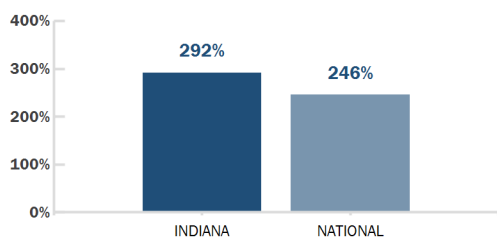


INDIANA STATE SENATE DISTRICT 8

Hospital Name	Type*	CMS Overall Hospital Quality Star Ratings (October 2022)*	RAND Total Facility Plus Physician Relative Price (%) (2018 - 2020)**
Northwest Health - La Porte	Non-Profit	2	445%
Northwest Health - Starke	For-Profit	3	433%
Memorial Hospital of South Bend	Non-Profit	2	292%
St. Joseph Regional Medical Center	Non-Profit	4	265%
Franciscan Health Michigan City	Non-Profit	2	250%
Unity Physicians Hospital	Physician	N/A	N/A

Indiana Ranks **7th HIGHEST** in RAND Total Facility Plus Physician Relative Price

National vs. Indiana RAND Total Facility Plus Physician Relative Price (%) (2020)



DEFINITIONS:

CMS Overall Hospital Quality Star Rating - The Center for Medicare and Medicaid Services Overall Hospital Quality Star Rating summarizes a variety of measures across 5 areas of quality into a single star rating from 1-5 for each hospital. Measure groups include mortality, safety of care, readmission, patient experience, and timely and effective care. A higher score indicates better quality.

Total Facility Plus Physician Relative Price - Payment made by employees/employers via their insurance company to hospital facilities for inpatient and outpatient services. This is represented as a Percent of Medicare, meaning it compares what employees/employers paid to what Medicare would have paid for the exact same service to the same hospital in the same year. This does include physician payment, referred to as a professional fee.

Sources:

* CMS Overall Hospital Quality Star Rating: Released October 2022:

<https://data.cms.gov/provider-data/dataset/xubh-q36u>

** RAND 4.0 Hospital Price Transparency Study, Published May 2022,

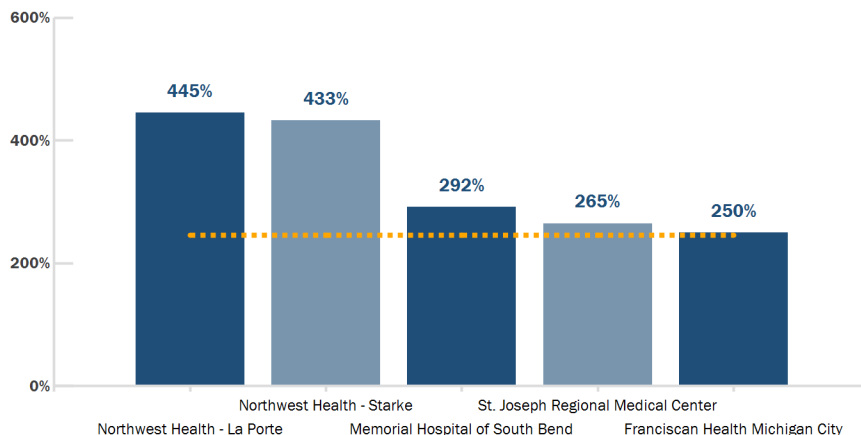
updated July 1, 2022: <https://employerptp.org/rand/4-0/>

Of note: Critical Access Hospitals are not shown in graphs because Medicare has a separate and unique payment schedule for them.

Indiana University Health reports under one CCN (150056) for Indiana University Health University Hospital, Indiana University Health Saxony Hospital, Indiana Health Methodist Hospital, and Riley Hospital for Children: https://www.ahd.com/free_profile/150056/IU_Health_Methodist_University/Indianapolis/Indiana/.

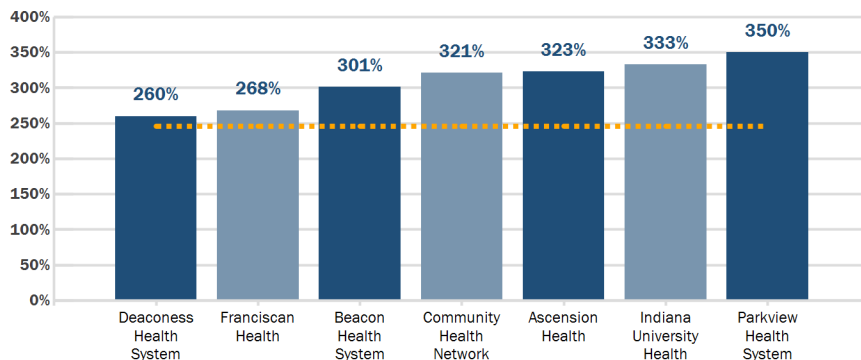
RAND Total Facility Plus Physician Relative Price (%) (2018 - 2020)

--- 2020 National Average (246%)



Indiana Health Systems - RAND Total Facility Plus Physician Relative Price (%) (2020)

--- 2020 National Average (246%)



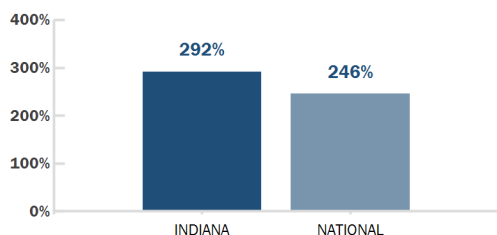


INDIANA STATE SENATE DISTRICT 9

Hospital Name	Type*	CMS Overall Hospital Quality Star Ratings (October 2022)*	RAND Total Facility Plus Physician Relative Price (%) (2018 - 2020)**
Kosciusko Community Hospital	For-Profit	3	418%
Goshen General Hospital	Non-Profit	3	300%
St. Joseph Regional Medical Center - Plymouth	Non-Profit	3	299%
Elkhart General Hospital	Government - Local	4	294%
Memorial Hospital of South Bend	Non-Profit	2	292%
St. Joseph Regional Medical Center	Non-Profit	4	265%
Unity Physicians Hospital	Physician	N/A	N/A

Indiana Ranks **7th HIGHEST** in RAND Total Facility Plus Physician Relative Price

National vs. Indiana RAND Total Facility Plus Physician Relative Price (%) (2020)



DEFINITIONS:

CMS Overall Hospital Quality Star Rating - The Center for Medicare and Medicaid Services Overall Hospital Quality Star Rating summarizes a variety of measures across 5 areas of quality into a single star rating from 1-5 for each hospital. Measure groups include mortality, safety of care, readmission, patient experience, and timely and effective care. A higher score indicates better quality.

Total Facility Plus Physician Relative Price - Payment made by employees/employers via their insurance company to hospital facilities for inpatient and outpatient services. This is represented as a Percent of Medicare, meaning it compares what employees/employers paid to what Medicare would have paid for the exact same service to the same hospital in the same year. This does include physician payment, referred to as a professional fee.

Sources:

* CMS Overall Hospital Quality Star Rating: Released October 2022:

<https://data.cms.gov/provider-data/dataset/xubh-q36u>

** RAND 4.0 Hospital Price Transparency Study, Published May 2022,

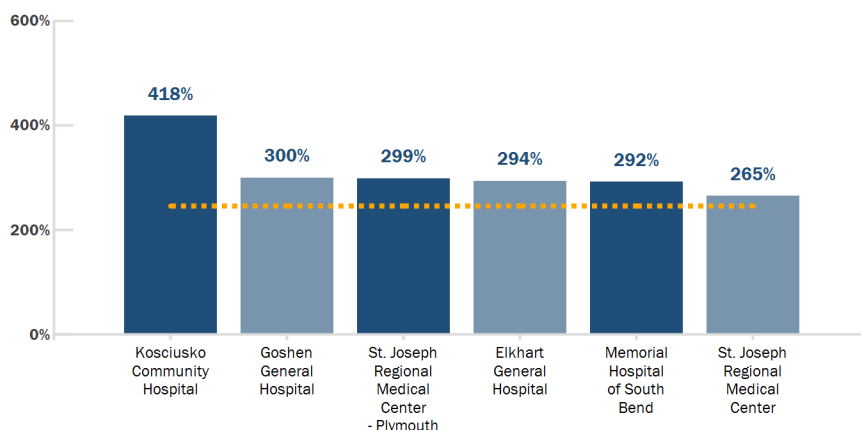
updated July 1, 2022: <https://employerptp.org/rand/4-0/>

Of note: Critical Access Hospitals are not shown in graphs because Medicare has a separate and unique payment schedule for them.

Indiana University Health reports under one CCN (150056) for Indiana University Health University Hospital, Indiana University Health Saxony Hospital, Indiana Health Methodist Hospital, and Riley Hospital for Children: https://www.ahd.com/free_profile/150056/IU_Health_Methodist_University/Indianapolis/Indiana/.

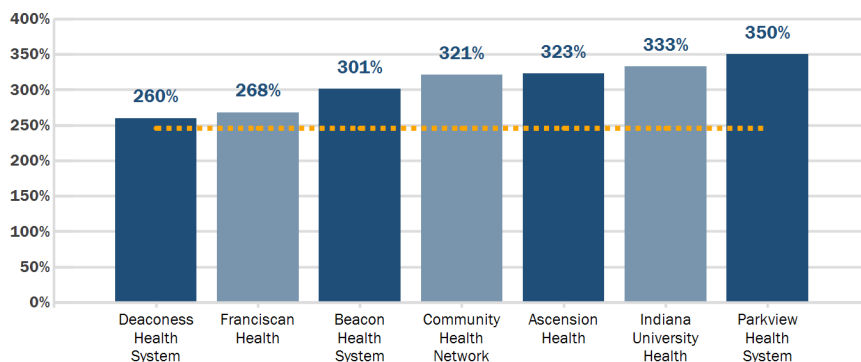
RAND Total Facility Plus Physician Relative Price (%) (2018 - 2020)

--- 2020 National Average (246%)



Indiana Health Systems - RAND Total Facility Plus Physician Relative Price (%) (2020)

--- 2020 National Average (246%)



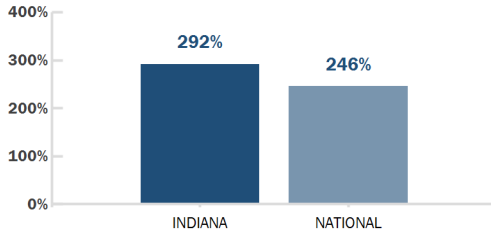


INDIANA STATE SENATE DISTRICT 10

Hospital Name	Type*	CMS Overall Hospital Quality Star Ratings (October 2022)*	RAND Total Facility Plus Physician Relative Price (%) (2018 - 2020)**
Memorial Hospital of South Bend	Non-Profit	2	292%
St. Joseph Regional Medical Center	Non-Profit	4	265%
Unity Physicians Hospital	Physician	N/A	N/A

Indiana Ranks **7th HIGHEST** in RAND Total Facility Plus Physician Relative Price

National vs. Indiana RAND Total Facility Plus Physician Relative Price (%) (2020)



DEFINITIONS:

CMS Overall Hospital Quality Star Rating - The Center for Medicare and Medicaid Services Overall Hospital Quality Star Rating summarizes a variety of measures across 5 areas of quality into a single star rating from 1-5 for each hospital. Measure groups include mortality, safety of care, readmission, patient experience, and timely and effective care. A higher score indicates better quality.

Total Facility Plus Physician Relative Price - Payment made by employees/employers via their insurance company to hospital facilities for inpatient and outpatient services. This is represented as a Percent of Medicare, meaning it compares what employees/employers paid to what Medicare would have paid for the exact same service to the same hospital in the same year. This does include physician payment, referred to as a professional fee.

Sources:

* CMS Overall Hospital Quality Star Rating: Released October 2022:

<https://data.cms.gov/provider-data/dataset/xubh-q36u>

** RAND 4.0 Hospital Price Transparency Study, Published May 2022,

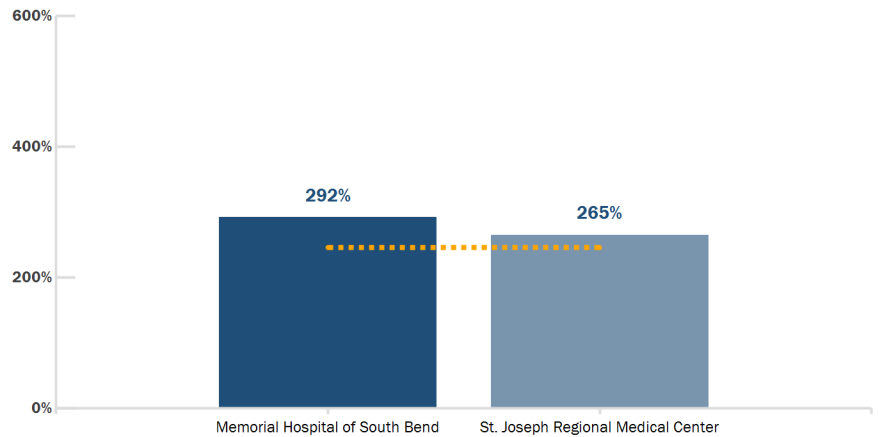
updated July 1, 2022: <https://employerptp.org/rand/4-0/>

Of note: Critical Access Hospitals are not shown in graphs because Medicare has a separate and unique payment schedule for them.

Indiana University Health reports under one CCN (150056) for Indiana University Health University Hospital, Indiana University Health Saxony Hospital, Indiana Health Methodist Hospital, and Riley Hospital for Children: https://www.ahd.com/free_profile/150056/IU_Health_Methodist_University/Indianapolis/Indiana/.

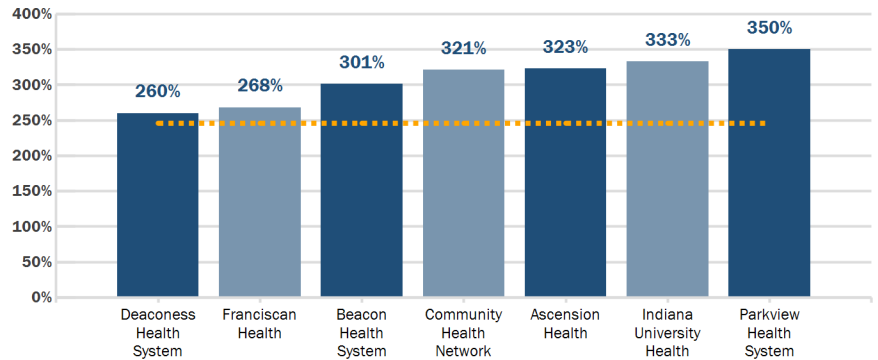
RAND Total Facility Plus Physician Relative Price (%) (2018 - 2020)

--- 2020 National Average (246%)



Indiana Health Systems - RAND Total Facility Plus Physician Relative Price (%) (2020)

--- 2020 National Average (246%)



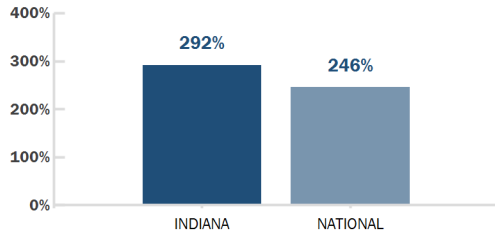


INDIANA STATE SENATE DISTRICT 11

Hospital Name	Type*	CMS Overall Hospital Quality Star Ratings (October 2022)*	RAND Total Facility Plus Physician Relative Price (%) (2018 - 2020)**
Goshen General Hospital	Non-Profit	3	300%
Elkhart General Hospital	Government - Local	4	294%
Memorial Hospital of South Bend	Non-Profit	2	292%
St. Joseph Regional Medical Center	Non-Profit	4	265%
Unity Physicians Hospital	Physician	N/A	N/A

Indiana Ranks **7th HIGHEST** in RAND Total Facility Plus Physician Relative Price

National vs. Indiana RAND Total Facility Plus Physician Relative Price (%) (2020)



DEFINITIONS:

CMS Overall Hospital Quality Star Rating - The Center for Medicare and Medicaid Services Overall Hospital Quality Star Rating summarizes a variety of measures across 5 areas of quality into a single star rating from 1-5 for each hospital. Measure groups include mortality, safety of care, readmission, patient experience, and timely and effective care. A higher score indicates better quality.

Total Facility Plus Physician Relative Price - Payment made by employees/employers via their insurance company to hospital facilities for inpatient and outpatient services. This is represented as a Percent of Medicare, meaning it compares what employees/employers paid to what Medicare would have paid for the exact same service to the same hospital in the same year. This does include physician payment, referred to as a professional fee.

Sources:

* CMS Overall Hospital Quality Star Rating: Released October 2022: <https://data.cms.gov/provider-data/dataset/xubh-q36u>

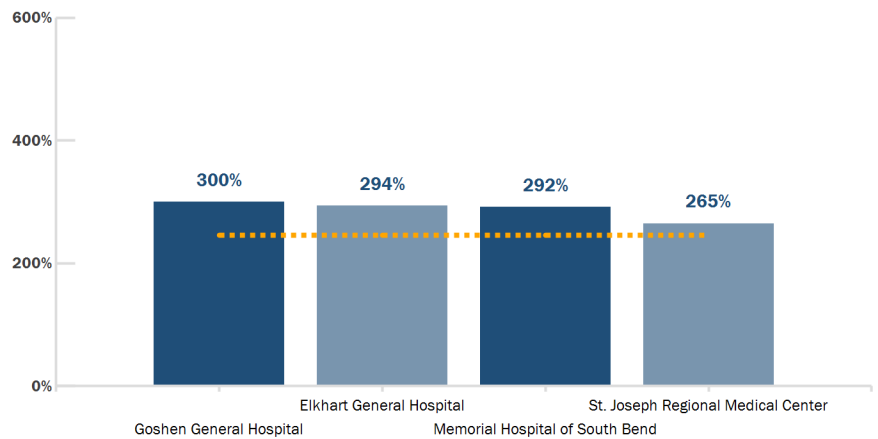
** RAND 4.0 Hospital Price Transparency Study, Published May 2022, updated July 1, 2022: <https://employerptp.org/rand/4-0/>

Of note: Critical Access Hospitals are not shown in graphs because Medicare has a separate and unique payment schedule for them.

Indiana University Health reports under one CCN (150056) for Indiana University Health University Hospital, Indiana University Health Saxony Hospital, Indiana Health Methodist Hospital, and Riley Hospital for Children: https://www.ahd.com/free_profile/150056/IU_Health_Methodist_University/Indianapolis/Indiana/

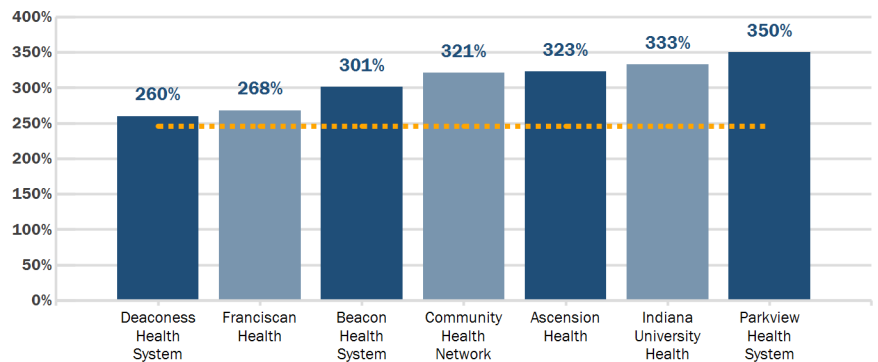
RAND Total Facility Plus Physician Relative Price (%) (2018 - 2020)

--- 2020 National Average (246%)



Indiana Health Systems - RAND Total Facility Plus Physician Relative Price (%) (2020)

--- 2020 National Average (246%)



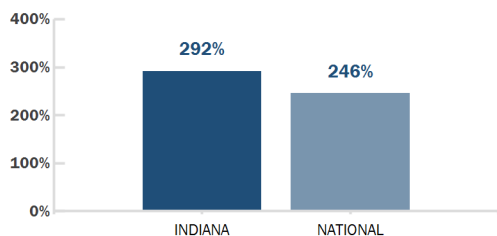


INDIANA STATE SENATE DISTRICT 12

Hospital Name	Type*	CMS Overall Hospital Quality Star Ratings (October 2022)*	RAND Total Facility Plus Physician Relative Price (%) (2018 - 2020)**
Kosciusko Community Hospital	For-Profit	3	418%
Goshen General Hospital	Non-Profit	3	300%
Elkhart General Hospital	Government - Local	4	294%

Indiana Ranks **7th HIGHEST** in RAND Total Facility Plus Physician Relative Price

National vs. Indiana RAND Total Facility Plus Physician Relative Price (%) (2020)



DEFINITIONS:

CMS Overall Hospital Quality Star Rating - The Center for Medicare and Medicaid Services Overall Hospital Quality Star Rating summarizes a variety of measures across 5 areas of quality into a single star rating from 1-5 for each hospital. Measure groups include mortality, safety of care, readmission, patient experience, and timely and effective care. A higher score indicates better quality.

Total Facility Plus Physician Relative Price - Payment made by employees/employers via their insurance company to hospital facilities for inpatient and outpatient services. This is represented as a Percent of Medicare, meaning it compares what employees/employers paid to what Medicare would have paid for the exact same service to the same hospital in the same year. This does include physician payment, referred to as a professional fee.

Sources:

* CMS Overall Hospital Quality Star Rating: Released October 2022:

<https://data.cms.gov/provider-data/dataset/xubh-q36u>

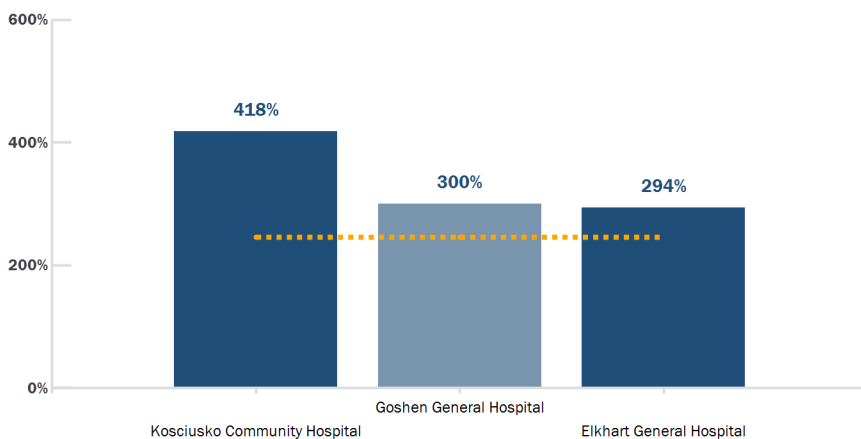
** RAND 4.0 Hospital Price Transparency Study, Published May 2022, updated July 1, 2022: <https://employerptp.org/rand/4-0/>

Of note: Critical Access Hospitals are not shown in graphs because Medicare has a separate and unique payment schedule for them.

Indiana University Health reports under one CCN (150056) for Indiana University Health University Hospital, Indiana University Health Saxony Hospital, Indiana Health Methodist Hospital, and Riley Hospital for Children: https://www.ahd.com/free_profile/150056/IU_Health_Methodist_University/Indianapolis/Indiana/.

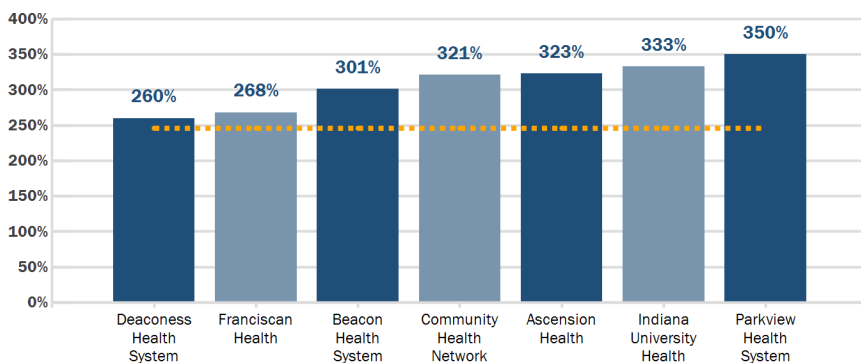
RAND Total Facility Plus Physician Relative Price (%) (2018 - 2020)

--- 2020 National Average (246%)



Indiana Health Systems - RAND Total Facility Plus Physician Relative Price (%) (2020)

--- 2020 National Average (246%)



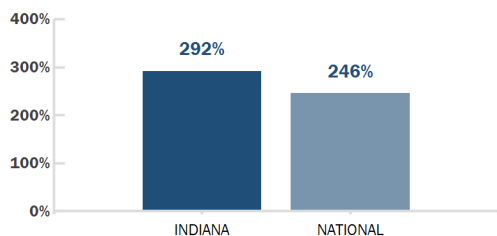


INDIANA STATE SENATE DISTRICT 13

Hospital Name	Type*	CMS Overall Hospital Quality Star Ratings (October 2022)*	RAND Total Facility Plus Physician Relative Price (%) (2018 - 2020)**
Parkview Noble Hospital	Non-Profit	4	343%
Parkview Dekalb Hospital	Non-Profit	4	262%

Indiana Ranks **7th HIGHEST** in RAND Total Facility Plus Physician Relative Price

National vs. Indiana RAND Total Facility Plus Physician Relative Price (%) (2020)



DEFINITIONS:

CMS Overall Hospital Quality Star Rating - The Center for Medicare and Medicaid Services Overall Hospital Quality Star Rating summarizes a variety of measures across 5 areas of quality into a single star rating from 1-5 for each hospital. Measure groups include mortality, safety of care, readmission, patient experience, and timely and effective care. A higher score indicates better quality.

Total Facility Plus Physician Relative Price - Payment made by employees/employers via their insurance company to hospital facilities for inpatient and outpatient services. This is represented as a Percent of Medicare, meaning it compares what employees/employers paid to what Medicare would have paid for the exact same service to the same hospital in the same year. This does include physician payment, referred to as a professional fee.

Sources:

* CMS Overall Hospital Quality Star Rating: Released October 2022:

<https://data.cms.gov/provider-data/dataset/xubh-q36u>

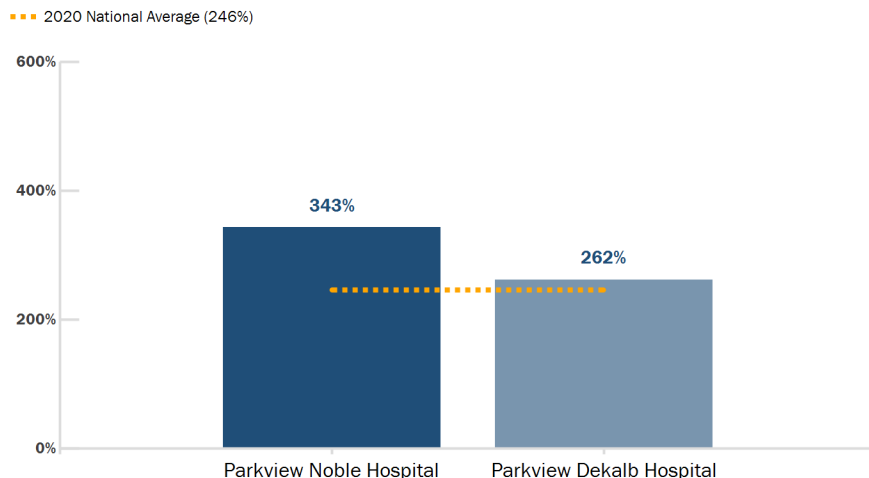
** RAND 4.0 Hospital Price Transparency Study, Published May 2022,

updated July 1, 2022: <https://employernp.org/rand/4-0/>

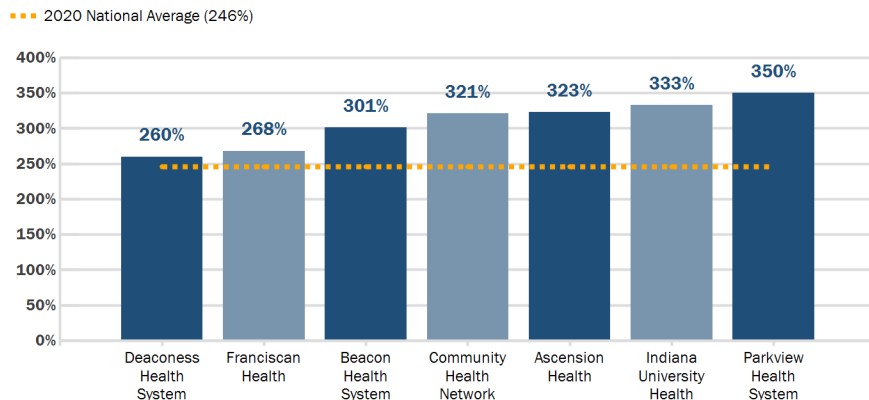
Of note: Critical Access Hospitals are not shown in graphs because Medicare has a separate and unique payment schedule for them.

Indiana University Health reports under one CCN (150056) for Indiana University Health University Hospital, Indiana University Health Saxony Hospital, Indiana Health Methodist Hospital, and Riley Hospital for Children: https://www.ahd.com/free_profile/150056/IU_Health_Methodist_University/Indianapolis/Indiana/.

RAND Total Facility Plus Physician Relative Price (%) (2018 - 2020)



Indiana Health Systems - RAND Total Facility Plus Physician Relative Price (%) (2020)



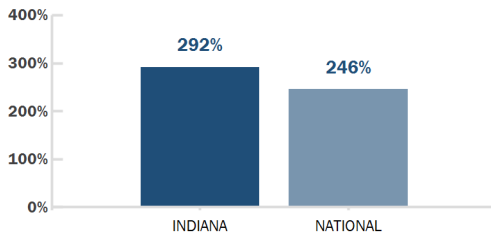


INDIANA STATE SENATE DISTRICT 14

Hospital Name	Type*	CMS Overall Hospital Quality Star Ratings (October 2022)*	RAND Total Facility Plus Physician Relative Price (%) (2018 - 2020)**
Parkview Regional Medical Center	Non-Profit	4	364%
Lutheran Hospital of Indiana	For-Profit	2	292%
Dupont Hospital	For-Profit	4	267%
Parkview Dekalb Hospital	Non-Profit	4	262%

Indiana Ranks **7th HIGHEST** in RAND Total Facility Plus Physician Relative Price

National vs. Indiana RAND Total Facility Plus Physician Relative Price (%) (2020)



DEFINITIONS:

CMS Overall Hospital Quality Star Rating - The Center for Medicare and Medicaid Services Overall Hospital Quality Star Rating summarizes a variety of measures across 5 areas of quality into a single star rating from 1-5 for each hospital. Measure groups include mortality, safety of care, readmission, patient experience, and timely and effective care. A higher score indicates better quality.

Total Facility Plus Physician Relative Price - Payment made by employees/employers via their insurance company to hospital facilities for inpatient and outpatient services. This is represented as a Percent of Medicare, meaning it compares what employees/employers paid to what Medicare would have paid for the exact same service to the same hospital in the same year. This does include physician payment, referred to as a professional fee.

Sources:

* CMS Overall Hospital Quality Star Rating: Released October 2022: <https://data.cms.gov/provider-data/dataset/xubh-q36u>

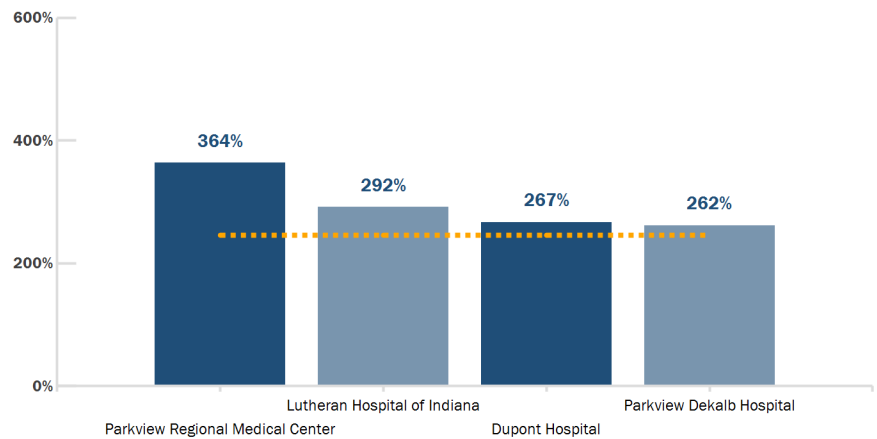
** RAND 4.0 Hospital Price Transparency Study, Published May 2022, updated July 1, 2022: <https://employerptp.org/rand/4-0/>

Of note: Critical Access Hospitals are not shown in graphs because Medicare has a separate and unique payment schedule for them.

Indiana University Health reports under one CCN (150056) for Indiana University Health University Hospital, Indiana University Health Saxony Hospital, Indiana Health Methodist Hospital, and Riley Hospital for Children: https://www.ahd.com/free_profile/150056/IU_Health_Methodist_University/Indianapolis/Indiana/.

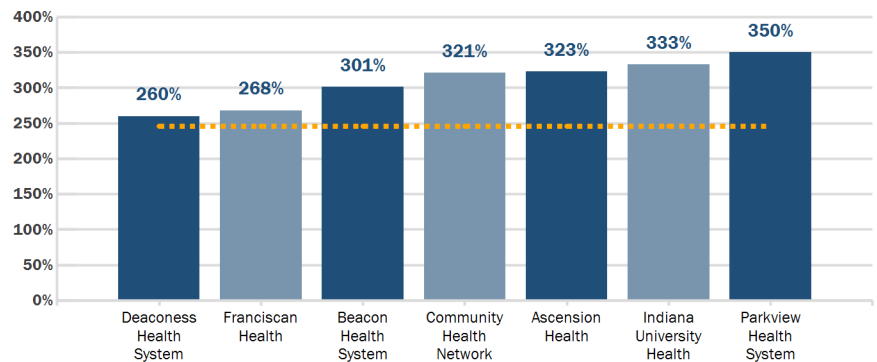
RAND Total Facility Plus Physician Relative Price (%) (2018 - 2020)

--- 2020 National Average (246%)



Indiana Health Systems - RAND Total Facility Plus Physician Relative Price (%) (2020)

--- 2020 National Average (246%)



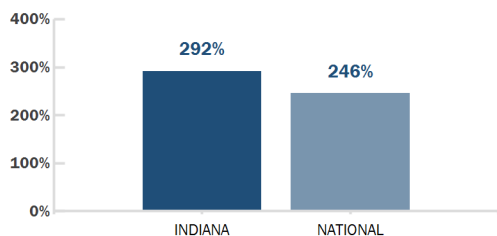


INDIANA STATE SENATE DISTRICT 15

Hospital Name	Type*	CMS Overall Hospital Quality Star Ratings (October 2022)*	RAND Total Facility Plus Physician Relative Price (%) (2018 - 2020)**
Parkview Regional Medical Center	Non-Profit	4	364%
Lutheran Hospital of Indiana	For-Profit	2	292%
Dupont Hospital	For-Profit	4	267%

Indiana Ranks **7th HIGHEST** in RAND Total Facility Plus Physician Relative Price

National vs. Indiana RAND Total Facility Plus Physician Relative Price (%) (2020)



DEFINITIONS:

CMS Overall Hospital Quality Star Rating - The Center for Medicare and Medicaid Services Overall Hospital Quality Star Rating summarizes a variety of measures across 5 areas of quality into a single star rating from 1-5 for each hospital. Measure groups include mortality, safety of care, readmission, patient experience, and timely and effective care. A higher score indicates better quality.

Total Facility Plus Physician Relative Price - Payment made by employees/employers via their insurance company to hospital facilities for inpatient and outpatient services. This is represented as a Percent of Medicare, meaning it compares what employees/employers paid to what Medicare would have paid for the exact same service to the same hospital in the same year. This does include physician payment, referred to as a professional fee.

Sources:

* CMS Overall Hospital Quality Star Rating: Released October 2022:

<https://data.cms.gov/provider-data/dataset/xubh-q36u>

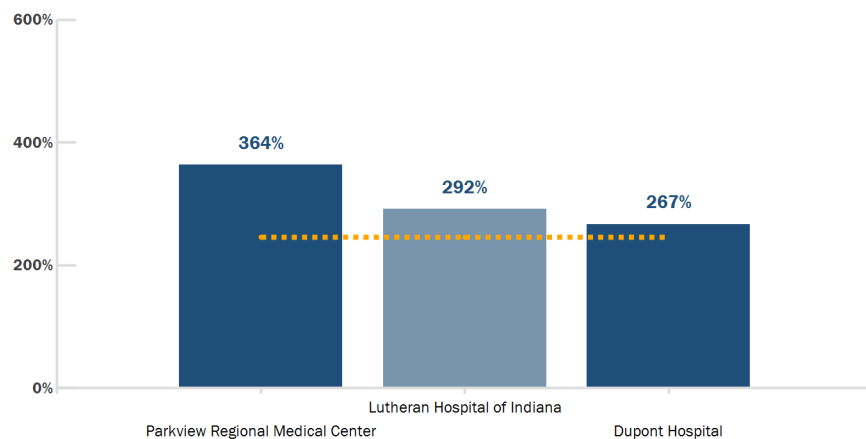
** RAND 4.0 Hospital Price Transparency Study, Published May 2022, updated July 1, 2022: <https://employerptp.org/rand/4-0/>

Of note: Critical Access Hospitals are not shown in graphs because Medicare has a separate and unique payment schedule for them.

Indiana University Health reports under one CCN (150056) for Indiana University Health University Hospital, Indiana University Health Saxony Hospital, Indiana Health Methodist Hospital, and Riley Hospital for Children: https://www.ahd.com/free_profile/150056/IU_Health_Methodist_University/Indianapolis/Indiana/.

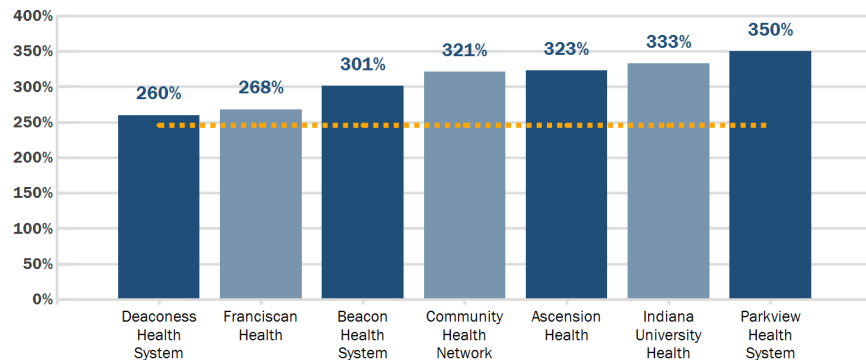
RAND Total Facility Plus Physician Relative Price (%) (2018 - 2020)

--- 2020 National Average (246%)



Indiana Health Systems - RAND Total Facility Plus Physician Relative Price (%) (2020)

--- 2020 National Average (246%)



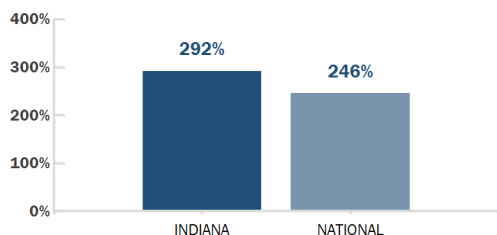


INDIANA STATE SENATE DISTRICT 16

Hospital Name	Type*	CMS Overall Hospital Quality Star Ratings (October 2022)*	RAND Total Facility Plus Physician Relative Price (%) (2018 - 2020)**
Parkview Regional Medical Center	Non-Profit	4	364%
Parkview Whitley Hospital	Non-Profit	4	363%
Lutheran Hospital of Indiana	For-Profit	2	292%
Dupont Hospital	For-Profit	4	267%

Indiana Ranks **7th HIGHEST** in RAND Total Facility Plus Physician Relative Price

National vs. Indiana RAND Total Facility Plus Physician Relative Price (%) (2020)



DEFINITIONS:

CMS Overall Hospital Quality Star Rating - The Center for Medicare and Medicaid Services Overall Hospital Quality Star Rating summarizes a variety of measures across 5 areas of quality into a single star rating from 1-5 for each hospital. Measure groups include mortality, safety of care, readmission, patient experience, and timely and effective care. A higher score indicates better quality.

Total Facility Plus Physician Relative Price - Payment made by employees/employers via their insurance company to hospital facilities for inpatient and outpatient services. This is represented as a Percent of Medicare, meaning it compares what employees/employers paid to what Medicare would have paid for the exact same service to the same hospital in the same year. This does include physician payment, referred to as a professional fee.

Sources:

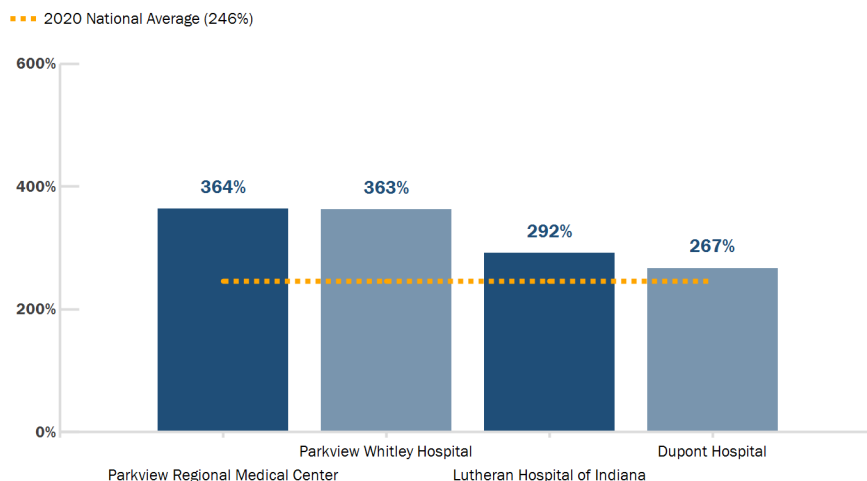
* CMS Overall Hospital Quality Star Rating: Released October 2022: <https://data.cms.gov/provider-data/dataset/xubh-q36u>

** RAND 4.0 Hospital Price Transparency Study, Published May 2022, updated July 1, 2022: <https://employerptp.org/rand/4-0/>

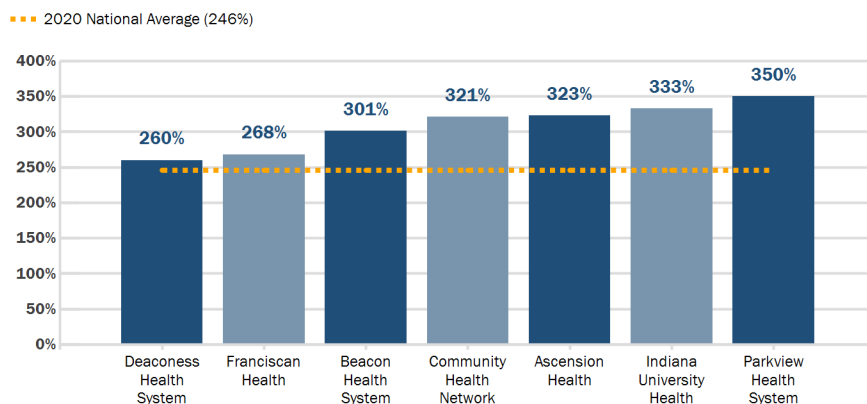
Of note: Critical Access Hospitals are not shown in graphs because Medicare has a separate and unique payment schedule for them.

Indiana University Health reports under one CCN (150056) for Indiana University Health University Hospital, Indiana University Health Saxony Hospital, Indiana Health Methodist Hospital, and Riley Hospital for Children: https://www.ahd.com/free_profile/150056/IU_Health_Methodist_University/Indianapolis/Indiana/.

RAND Total Facility Plus Physician Relative Price (%) (2018 - 2020)



Indiana Health Systems - RAND Total Facility Plus Physician Relative Price (%) (2020)



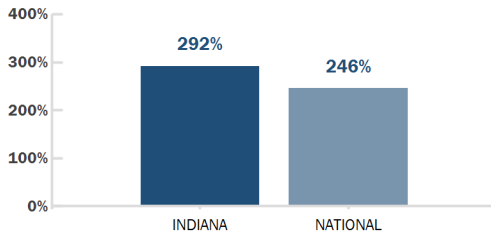


INDIANA STATE SENATE DISTRICT 17

Hospital Name	Type*	CMS Overall Hospital Quality Star Ratings (October 2022)*	RAND Total Facility Plus Physician Relative Price (%) (2018 - 2020)**
Parkview Huntington Hospital	Non-Profit	5	400%
Parkview Whitley Hospital	Non-Profit	4	363%
Marion General Hospital	Non-Profit	5	324%

Indiana Ranks **7th HIGHEST** in RAND Total Facility Plus Physician Relative Price

National vs. Indiana RAND Total Facility Plus Physician Relative Price (%) (2020)



DEFINITIONS:

CMS Overall Hospital Quality Star Rating - The Center for Medicare and Medicaid Services Overall Hospital Quality Star Rating summarizes a variety of measures across 5 areas of quality into a single star rating from 1-5 for each hospital. Measure groups include mortality, safety of care, readmission, patient experience, and timely and effective care. A higher score indicates better quality.

Total Facility Plus Physician Relative Price - Payment made by employees/employers via their insurance company to hospital facilities for inpatient and outpatient services. This is represented as a Percent of Medicare, meaning it compares what employees/employers paid to what Medicare would have paid for the exact same service to the same hospital in the same year. This does include physician payment, referred to as a professional fee.

Sources:

* CMS Overall Hospital Quality Star Rating: Released October 2022:

<https://data.cms.gov/provider-data/dataset/xubh-q36u>

** RAND 4.0 Hospital Price Transparency Study, Published May 2022,

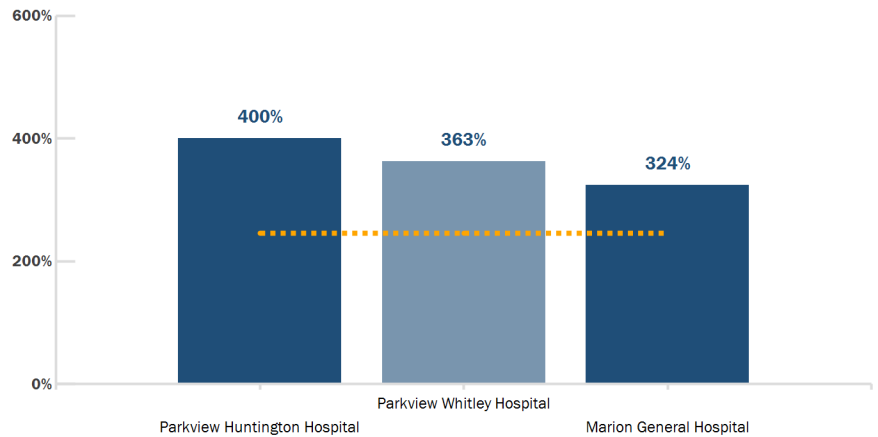
updated July 1, 2022: <https://employerptp.org/rand/4-0/>

Of note: Critical Access Hospitals are not shown in graphs because Medicare has a separate and unique payment schedule for them.

Indiana University Health reports under one CCN (150056) for Indiana University Health University Hospital, Indiana University Health Saxony Hospital, Indiana Health Methodist Hospital, and Riley Hospital for Children: https://www.ahd.com/free_profile/150056/IU_Health_Methodist_University/Indianapolis/Indiana/.

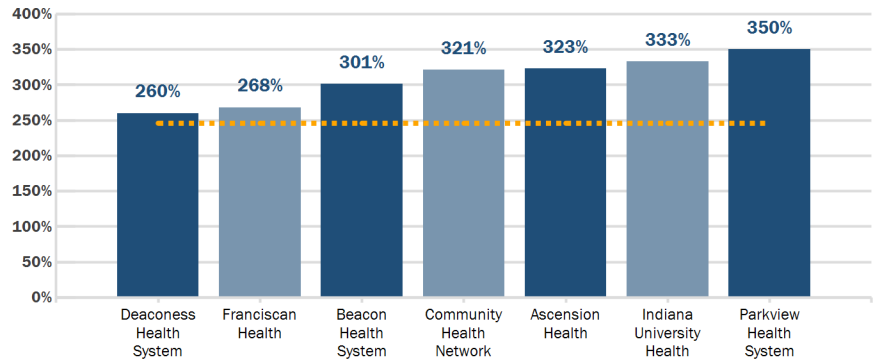
RAND Total Facility Plus Physician Relative Price (%) (2018 - 2020)

--- 2020 National Average (246%)



Indiana Health Systems - RAND Total Facility Plus Physician Relative Price (%) (2020)

--- 2020 National Average (246%)



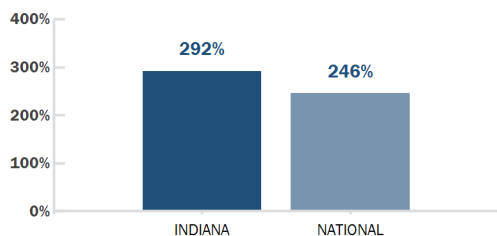


INDIANA STATE SENATE DISTRICT 18

Hospital Name	Type*	CMS Overall Hospital Quality Star Ratings (October 2022)*	RAND Total Facility Plus Physician Relative Price (%) (2018 - 2020)**
Kosciusko Community Hospital	For-Profit	3	418%
St. Joseph Regional Medical Center - Plymouth	Non-Profit	3	299%
Logansport Memorial Hospital	Government - Local	2	237%

Indiana Ranks **7th HIGHEST** in RAND Total Facility Plus Physician Relative Price

National vs. Indiana RAND Total Facility Plus Physician Relative Price (%) (2020)



DEFINITIONS:

CMS Overall Hospital Quality Star Rating - The Center for Medicare and Medicaid Services Overall Hospital Quality Star Rating summarizes a variety of measures across 5 areas of quality into a single star rating from 1-5 for each hospital. Measure groups include mortality, safety of care, readmission, patient experience, and timely and effective care. A higher score indicates better quality.

Total Facility Plus Physician Relative Price - Payment made by employees/employers via their insurance company to hospital facilities for inpatient and outpatient services. This is represented as a Percent of Medicare, meaning it compares what employees/employers paid to what Medicare would have paid for the exact same service to the same hospital in the same year. This does include physician payment, referred to as a professional fee.

Sources:

* CMS Overall Hospital Quality Star Rating: Released October 2022:

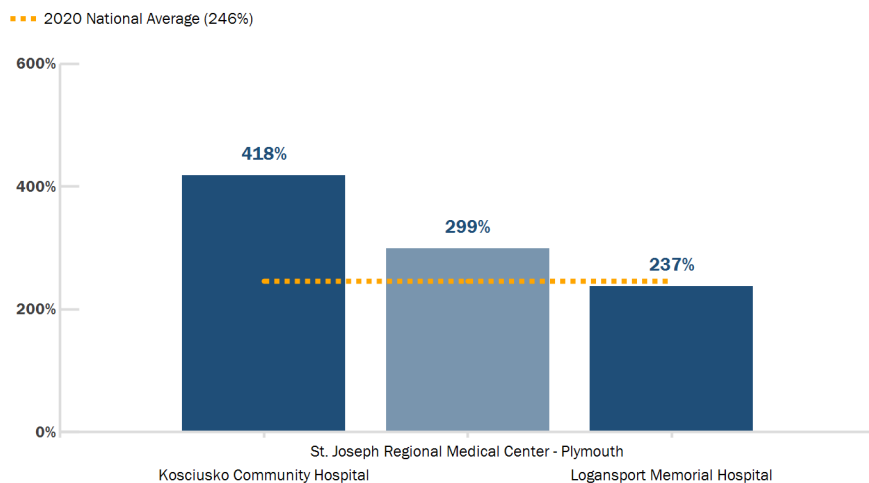
<https://data.cms.gov/provider-data/dataset/xubh-q36u>

** RAND 4.0 Hospital Price Transparency Study, Published May 2022, updated July 1, 2022: <https://employerptp.org/rand/4-0/>

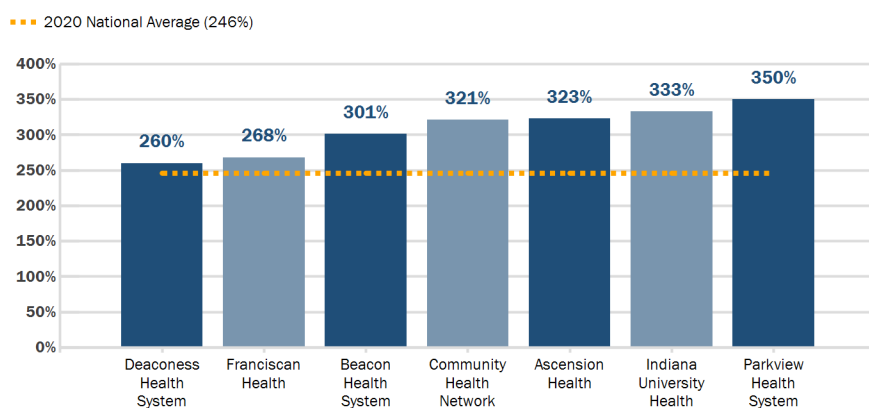
Of note: Critical Access Hospitals are not shown in graphs because Medicare has a separate and unique payment schedule for them.

Indiana University Health reports under one CCN (150056) for Indiana University Health University Hospital, Indiana University Health Saxony Hospital, Indiana Health Methodist Hospital, and Riley Hospital for Children: https://www.ahd.com/free_profile/150056/IU_Health_Methodist_University/Indianapolis/Indiana/.

RAND Total Facility Plus Physician Relative Price (%) (2018 - 2020)



Indiana Health Systems - RAND Total Facility Plus Physician Relative Price (%) (2020)



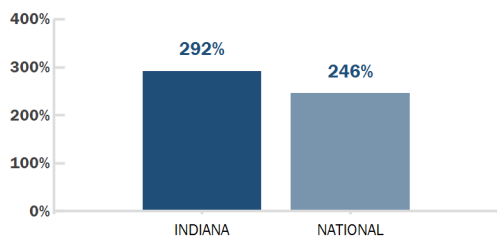


INDIANA STATE SENATE DISTRICT 19

Hospital Name	Type*	CMS Overall Hospital Quality Star Ratings (October 2022)*	RAND Total Facility Plus Physician Relative Price (%) (2018 - 2020)**
Parkview Huntington Hospital	Non-Profit	5	400%
Bluffton Regional Medical Center	For-Profit	4	324%
Marion General Hospital	Non-Profit	5	324%

Indiana Ranks **7th HIGHEST** in RAND Total Facility Plus Physician Relative Price

National vs. Indiana RAND Total Facility Plus Physician Relative Price (%) (2020)



DEFINITIONS:

CMS Overall Hospital Quality Star Rating - The Center for Medicare and Medicaid Services Overall Hospital Quality Star Rating summarizes a variety of measures across 5 areas of quality into a single star rating from 1-5 for each hospital. Measure groups include mortality, safety of care, readmission, patient experience, and timely and effective care. A higher score indicates better quality.

Total Facility Plus Physician Relative Price - Payment made by employees/employers via their insurance company to hospital facilities for inpatient and outpatient services. This is represented as a Percent of Medicare, meaning it compares what employees/employers paid to what Medicare would have paid for the exact same service to the same hospital in the same year. This does include physician payment, referred to as a professional fee.

Sources:

* CMS Overall Hospital Quality Star Rating: Released October 2022:

<https://data.cms.gov/provider-data/dataset/xubh-q36u>

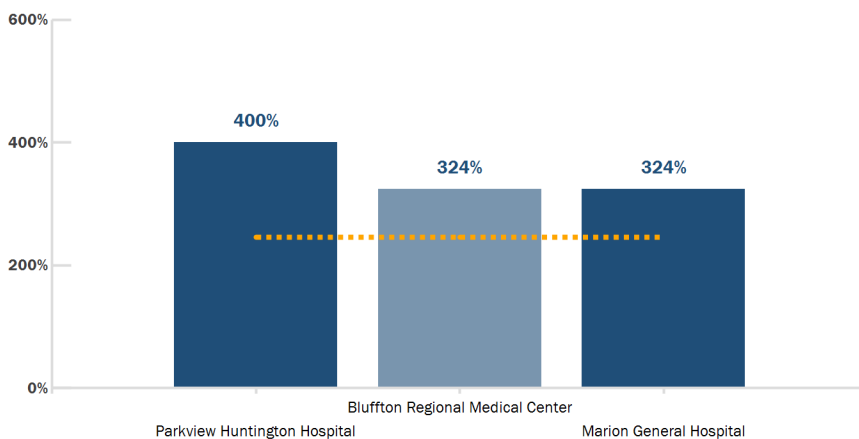
** RAND 4.0 Hospital Price Transparency Study, Published May 2022, updated July 1, 2022: <https://employerptp.org/rand/4-0/>

Of note: Critical Access Hospitals are not shown in graphs because Medicare has a separate and unique payment schedule for them.

Indiana University Health reports under one CCN (150056) for Indiana University Health University Hospital, Indiana University Health Saxony Hospital, Indiana Health Methodist Hospital, and Riley Hospital for Children: https://www.ahd.com/free_profile/150056/IU_Health_Methodist_University/Indianapolis/Indiana/.

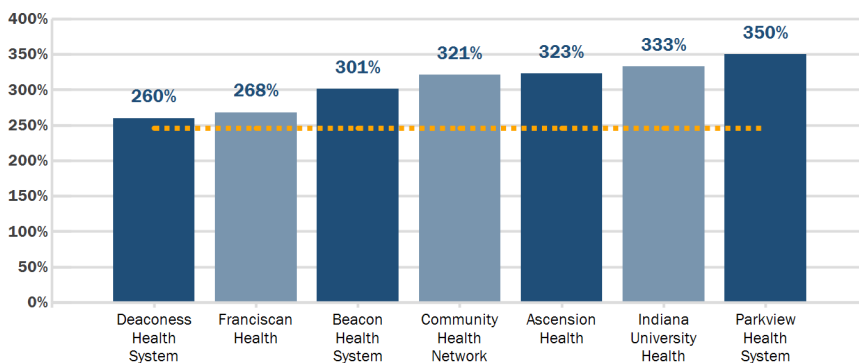
RAND Total Facility Plus Physician Relative Price (%) (2018 - 2020)

--- 2020 National Average (246%)



Indiana Health Systems - RAND Total Facility Plus Physician Relative Price (%) (2020)

--- 2020 National Average (246%)



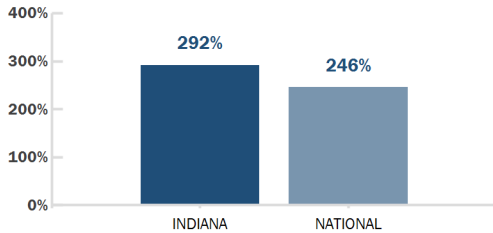


INDIANA STATE SENATE DISTRICT 20

Hospital Name	Type*	CMS Overall Hospital Quality Star Ratings (October 2022)*	RAND Total Facility Plus Physician Relative Price (%) (2018 - 2020)**
IU Health Saxony Hospital	Non-Profit	2	346%
Ascension St. Vincent Carmel Hospital	Non-Profit	4	318%
IU Health North Hospital	Non-Profit	5	301%
Ascension St. Vincent Fishers Hospital	Non-Profit	5	291%
Riverview Health	Government - Local	3	282%

Indiana Ranks **7th HIGHEST** in RAND Total Facility Plus Physician Relative Price

National vs. Indiana RAND Total Facility Plus Physician Relative Price (%) (2020)



DEFINITIONS:

CMS Overall Hospital Quality Star Rating - The Center for Medicare and Medicaid Services Overall Hospital Quality Star Rating summarizes a variety of measures across 5 areas of quality into a single star rating from 1-5 for each hospital. Measure groups include mortality, safety of care, readmission, patient experience, and timely and effective care. A higher score indicates better quality.

Total Facility Plus Physician Relative Price - Payment made by employees/employers via their insurance company to hospital facilities for inpatient and outpatient services. This is represented as a Percent of Medicare, meaning it compares what employees/employers paid to what Medicare would have paid for the exact same service to the same hospital in the same year. This does include physician payment, referred to as a professional fee.

Sources:

* CMS Overall Hospital Quality Star Rating: Released October 2022: <https://data.cms.gov/provider-data/dataset/xubh-q36u>

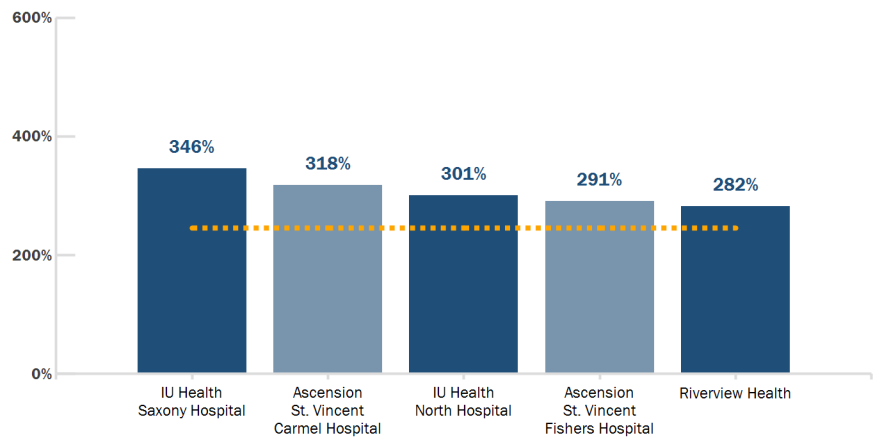
** RAND 4.0 Hospital Price Transparency Study, Published May 2022, updated July 1, 2022: <https://employerptp.org/rand/4-0/>

Of note: Critical Access Hospitals are not shown in graphs because Medicare has a separate and unique payment schedule for them.

Indiana University Health reports under one CCN (150056) for Indiana University Health University Hospital, Indiana University Health Saxony Hospital, Indiana Health Methodist Hospital, and Riley Hospital for Children: https://www.ahd.com/free_profile/150056/IU_Health_Methodist_University/Indianapolis/Indiana/.

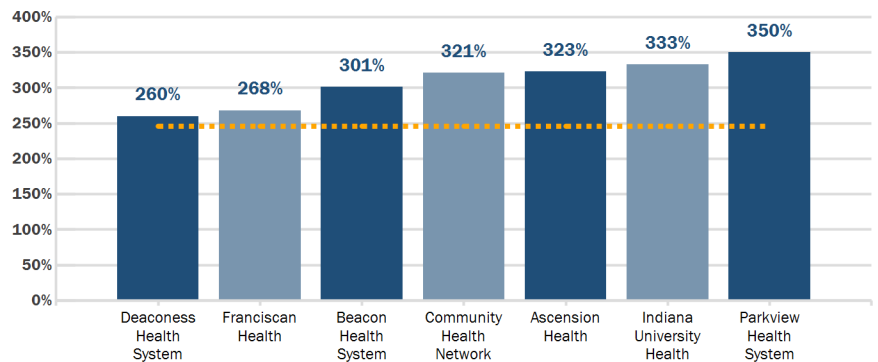
RAND Total Facility Plus Physician Relative Price (%) (2018 - 2020)

--- 2020 National Average (246%)



Indiana Health Systems - RAND Total Facility Plus Physician Relative Price (%) (2020)

--- 2020 National Average (246%)



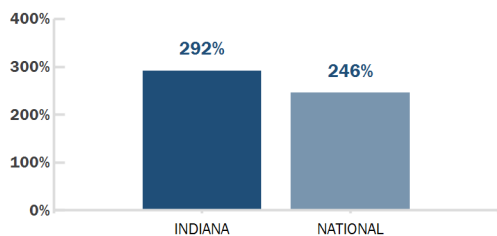


INDIANA STATE SENATE DISTRICT 21

Hospital Name	Type*	CMS Overall Hospital Quality Star Ratings (October 2022)*	RAND Total Facility Plus Physician Relative Price (%) (2018 - 2020)**
Ascension St. Vincent Kokomo Hospital	Non-Profit	4	384%
IU Health Saxony Hospital	Non-Profit	2	346%
Marion General Hospital	Non-Profit	5	324%
Community Howard Regional Health	Non-Profit	4	321%
Ascension St. Vincent Carmel Hospital	Non-Profit	4	318%
IU Health North Hospital	Non-Profit	5	301%
Ascension St. Vincent Fishers Hospital	Non-Profit	5	291%
Riverview Health	Government - Local	3	282%

Indiana Ranks **7th HIGHEST** in RAND Total Facility Plus Physician Relative Price

National vs. Indiana RAND Total Facility Plus Physician Relative Price (%) (2020)



DEFINITIONS:

CMS Overall Hospital Quality Star Rating - The Center for Medicare and Medicaid Services Overall Hospital Quality Star Rating summarizes a variety of measures across 5 areas of quality into a single star rating from 1-5 for each hospital. Measure groups include mortality, safety of care, readmission, patient experience, and timely and effective care. A higher score indicates better quality.

Total Facility Plus Physician Relative Price - Payment made by employees/employers via their insurance company to hospital facilities for inpatient and outpatient services. This is represented as a Percent of Medicare, meaning it compares what employees/employers paid to what Medicare would have paid for the exact same service to the same hospital in the same year. This does include physician payment, referred to as a professional fee.

Sources:

* CMS Overall Hospital Quality Star Rating: Released October 2022:

<https://data.cms.gov/provider-data/dataset/xubh-q36u>

** RAND 4.0 Hospital Price Transparency Study, Published May 2022,

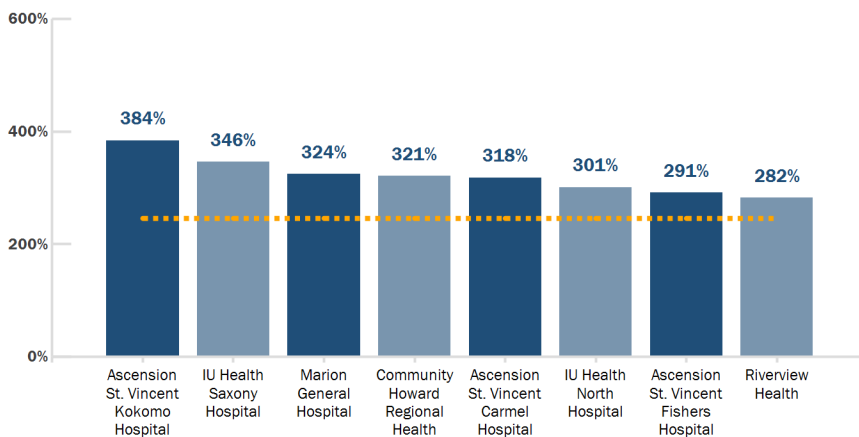
updated July 1, 2022: <https://employerptp.org/rand/4-0/>

Or note: Critical Access Hospitals are not shown in graphs because Medicare has a separate and unique payment schedule for them.

Indiana University Health reports under one CCN (150056) for Indiana University Health University Hospital, Indiana University Health Saxony Hospital, Indiana Health Methodist Hospital, and Riley Hospital for Children: https://www.ahd.com/free_profile/150056/IU_Health_Methodist_University/Indianapolis/Indiana/.

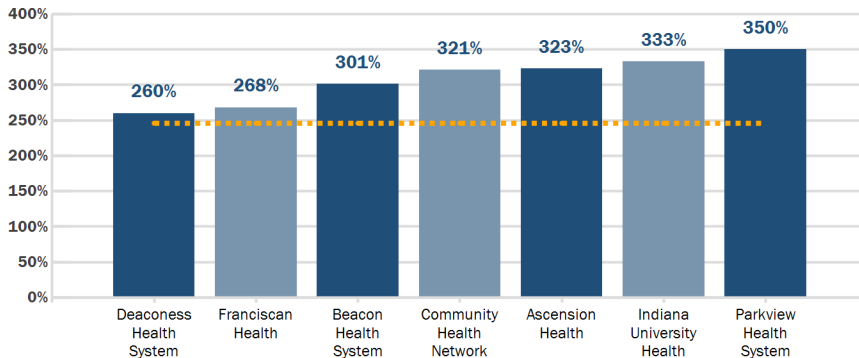
RAND Total Facility Plus Physician Relative Price (%) (2018 - 2020)

--- 2020 National Average (246%)



Indiana Health Systems - RAND Total Facility Plus Physician Relative Price (%) (2020)

--- 2020 National Average (246%)



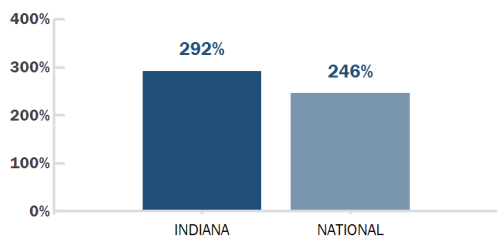


INDIANA STATE SENATE DISTRICT 22

Hospital Name	Type*	CMS Overall Hospital Quality Star Ratings (October 2022)*	RAND Total Facility Plus Physician Relative Price (%) (2018 - 2020)**
Franciscan Health Lafayette	Non-Profit	4	332%
IU Health Arnett Hospital	Non-Profit	4	283%

Indiana Ranks **7th HIGHEST** in RAND Total Facility Plus Physician Relative Price

National vs. Indiana RAND Total Facility Plus Physician Relative Price (%) (2020)



DEFINITIONS:

CMS Overall Hospital Quality Star Rating - The Center for Medicare and Medicaid Services Overall Hospital Quality Star Rating summarizes a variety of measures across 5 areas of quality into a single star rating from 1-5 for each hospital. Measure groups include mortality, safety of care, readmission, patient experience, and timely and effective care. A higher score indicates better quality.

Total Facility Plus Physician Relative Price - Payment made by employees/employers via their insurance company to hospital facilities for inpatient and outpatient services. This is represented as a Percent of Medicare, meaning it compares what employees/employers paid to what Medicare would have paid for the exact same service to the same hospital in the same year. This does include physician payment, referred to as a professional fee.

Sources:

* CMS Overall Hospital Quality Star Rating: Released October 2022:

<https://data.cms.gov/provider-data/dataset/xubh-q36u>

** RAND 4.0 Hospital Price Transparency Study, Published May 2022,

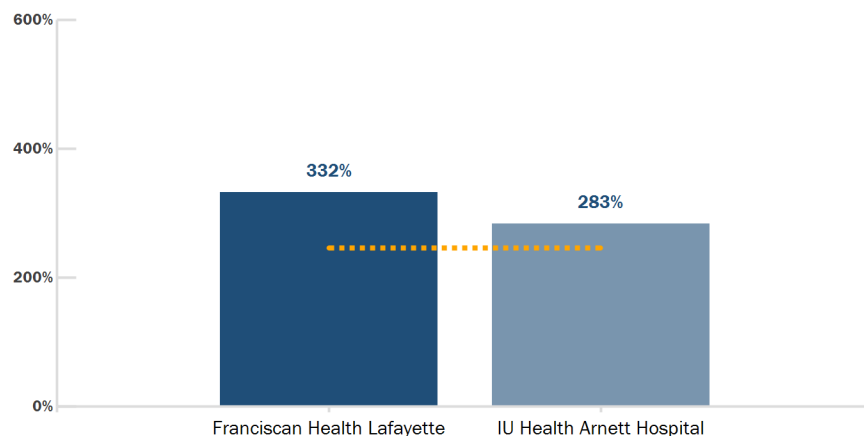
updated July 1, 2022: <https://employernp.org/rand/4-0/>

Of note: Critical Access Hospitals are not shown in graphs because Medicare has a separate and unique payment schedule for them.

Indiana University Health reports under one CCN (150056) for Indiana University Health University Hospital, Indiana University Health Saxony Hospital, Indiana Health Methodist Hospital, and Riley Hospital for Children: https://www.ahd.com/free_profile/150056/IU_Health_Methodist_University/Indianapolis/Indiana/.

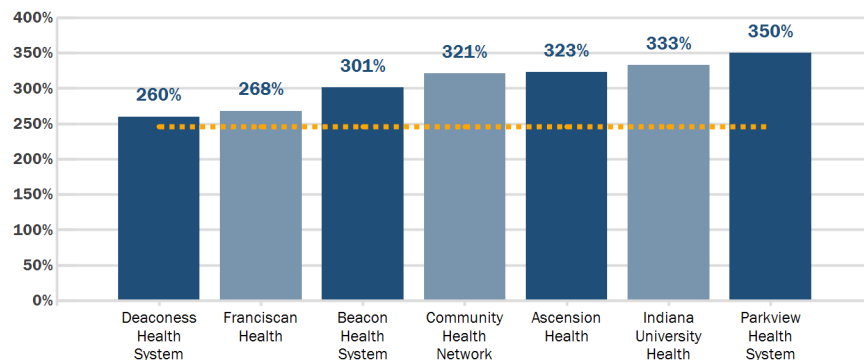
RAND Total Facility Plus Physician Relative Price (%) (2018 - 2020)

--- 2020 National Average (246%)



Indiana Health Systems - RAND Total Facility Plus Physician Relative Price (%) (2020)

--- 2020 National Average (246%)



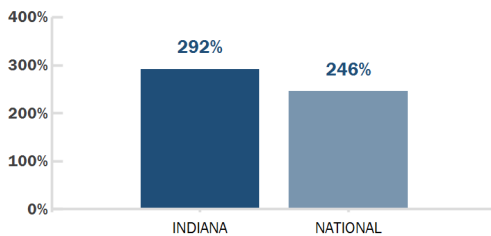


INDIANA STATE SENATE DISTRICT 23

Hospital Name	Type*	CMS Overall Hospital Quality Star Ratings (October 2022)*	RAND Total Facility Plus Physician Relative Price (%) (2018 - 2020)**
Franciscan Health Crawfordsville	Non-Profit	4	465%
Witham Health Services	Government - Local	4	386%

Indiana Ranks **7th HIGHEST** in RAND Total Facility Plus Physician Relative Price

National vs. Indiana RAND Total Facility Plus Physician Relative Price (%) (2020)



DEFINITIONS:

CMS Overall Hospital Quality Star Rating - The Center for Medicare and Medicaid Services Overall Hospital Quality Star Rating summarizes a variety of measures across 5 areas of quality into a single star rating from 1-5 for each hospital. Measure groups include mortality, safety of care, readmission, patient experience, and timely and effective care. A higher score indicates better quality.

Total Facility Plus Physician Relative Price - Payment made by employees/employers via their insurance company to hospital facilities for inpatient and outpatient services. This is represented as a Percent of Medicare, meaning it compares what employees/employers paid to what Medicare would have paid for the exact same service to the same hospital in the same year. This does include physician payment, referred to as a professional fee.

Sources:

* CMS Overall Hospital Quality Star Rating: Released October 2022:

<https://data.cms.gov/provider-data/dataset/xubh-q36u>

** RAND 4.0 Hospital Price Transparency Study, Published May 2022,

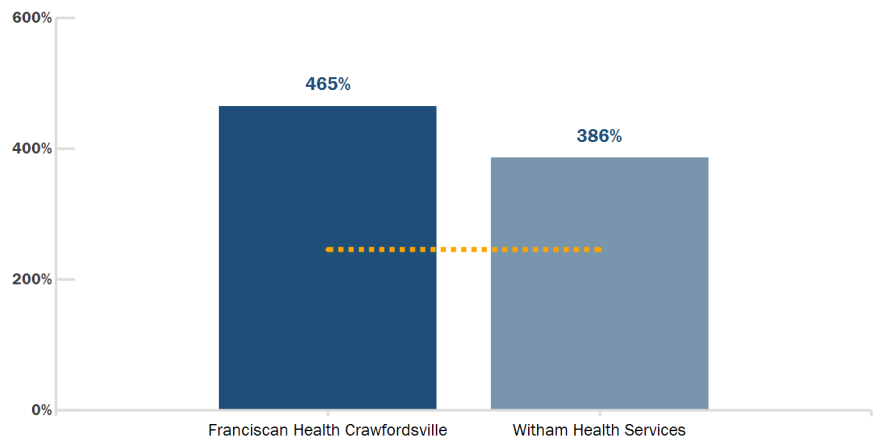
updated July 1, 2022: <https://employernp.org/rand/4-0/>

Of note: Critical Access Hospitals are not shown in graphs because Medicare has a separate and unique payment schedule for them.

Indiana University Health reports under one CCN (150056) for Indiana University Health University Hospital, Indiana University Health Saxony Hospital, Indiana Health Methodist Hospital, and Riley Hospital for Children: https://www.ahd.com/free_profile/150056/IU_Health_Methodist_University/Indianapolis/Indiana/.

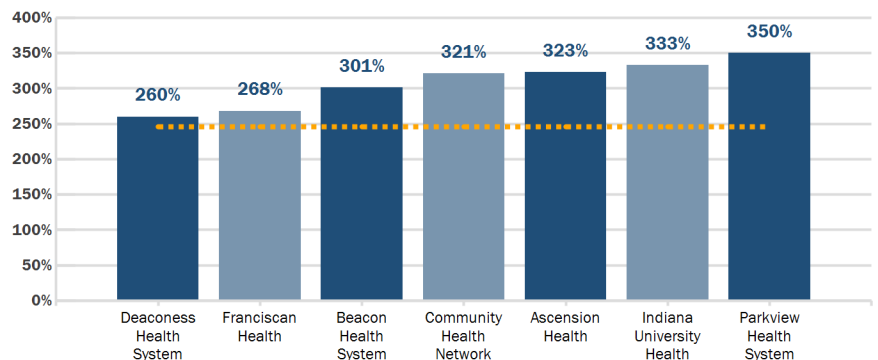
RAND Total Facility Plus Physician Relative Price (%) (2018 - 2020)

--- 2020 National Average (246%)



Indiana Health Systems - RAND Total Facility Plus Physician Relative Price (%) (2020)

--- 2020 National Average (246%)



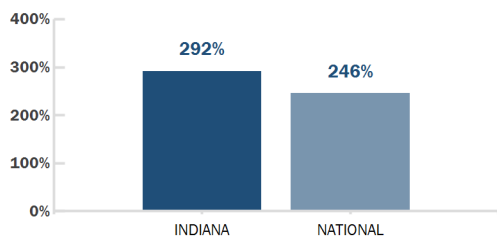


INDIANA STATE SENATE DISTRICT 24

Hospital Name	Type*	CMS Overall Hospital Quality Star Ratings (October 2022)*	RAND Total Facility Plus Physician Relative Price (%) (2018 - 2020)**
IU Health West Hospital	For-Profit	5	332%
Hendricks Regional Health	Government - Local	4	299%

Indiana Ranks **7th HIGHEST** in RAND Total Facility Plus Physician Relative Price

National vs. Indiana RAND Total Facility Plus Physician Relative Price (%) (2020)



DEFINITIONS:

CMS Overall Hospital Quality Star Rating - The Center for Medicare and Medicaid Services Overall Hospital Quality Star Rating summarizes a variety of measures across 5 areas of quality into a single star rating from 1-5 for each hospital. Measure groups include mortality, safety of care, readmission, patient experience, and timely and effective care. A higher score indicates better quality.

Total Facility Plus Physician Relative Price - Payment made by employees/employers via their insurance company to hospital facilities for inpatient and outpatient services. This is represented as a Percent of Medicare, meaning it compares what employees/employers paid to what Medicare would have paid for the exact same service to the same hospital in the same year. This does include physician payment, referred to as a professional fee.

Sources:

* CMS Overall Hospital Quality Star Rating: Released October 2022:

<https://data.cms.gov/provider-data/dataset/xubh-q36u>

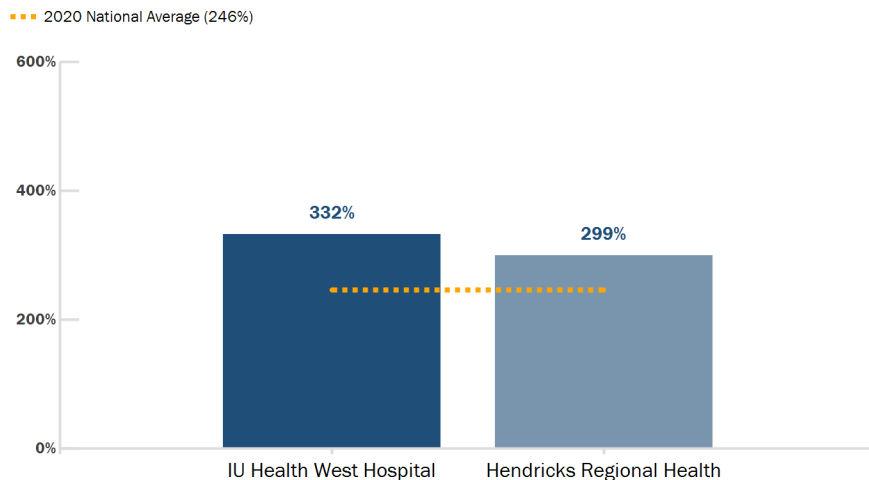
** RAND 4.0 Hospital Price Transparency Study, Published May 2022,

updated July 1, 2022: <https://employernp.org/rand/4-0/>

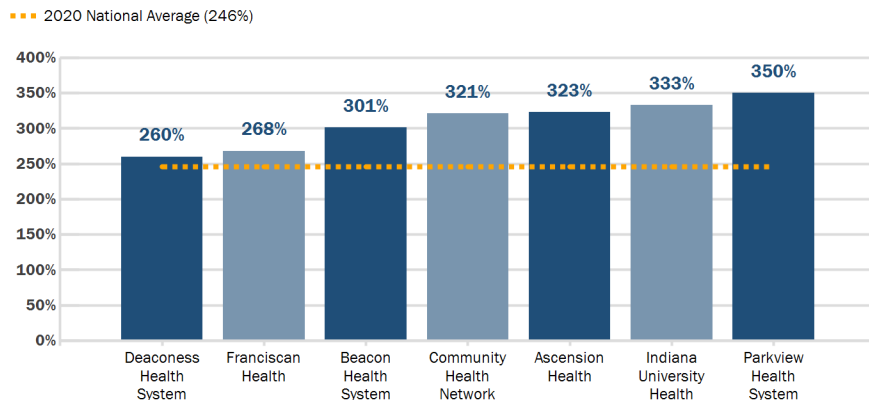
Of note: Critical Access Hospitals are not shown in graphs because Medicare has a separate and unique payment schedule for them.

Indiana University Health reports under one CCN (150056) for Indiana University Health University Hospital, Indiana University Health Saxony Hospital, Indiana Health Methodist Hospital, and Riley Hospital for Children: https://www.ahd.com/free_profile/150056/IU_Health_Methodist_University/Indianapolis/Indiana/.

RAND Total Facility Plus Physician Relative Price (%) (2018 - 2020)



Indiana Health Systems - RAND Total Facility Plus Physician Relative Price (%) (2020)



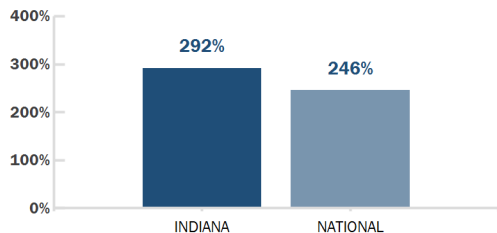


INDIANA STATE SENATE DISTRICT 25

Hospital Name	Type*	CMS Overall Hospital Quality Star Ratings (October 2022)*	RAND Total Facility Plus Physician Relative Price (%) (2018 - 2020)**
Ascension St. Vincent Anderson Hospital	Non-Profit	3	344%
IU Health Ball Memorial Hospital	Non-Profit	3	284%
Community Hospital of Anderson and Madison County	Non-Profit	4	273%

Indiana Ranks **7th HIGHEST** in RAND Total Facility Plus Physician Relative Price

National vs. Indiana RAND Total Facility Plus Physician Relative Price (%) (2020)



DEFINITIONS:

CMS Overall Hospital Quality Star Rating - The Center for Medicare and Medicaid Services Overall Hospital Quality Star Rating summarizes a variety of measures across 5 areas of quality into a single star rating from 1-5 for each hospital. Measure groups include mortality, safety of care, readmission, patient experience, and timely and effective care. A higher score indicates better quality.

Total Facility Plus Physician Relative Price - Payment made by employees/employers via their insurance company to hospital facilities for inpatient and outpatient services. This is represented as a Percent of Medicare, meaning it compares what employees/employers paid to what Medicare would have paid for the exact same service to the same hospital in the same year. This does include physician payment, referred to as a professional fee.

Sources:

* CMS Overall Hospital Quality Star Rating: Released October 2022:

<https://data.cms.gov/provider-data/dataset/xubh-q36u>

** RAND 4.0 Hospital Price Transparency Study, Published May 2022,

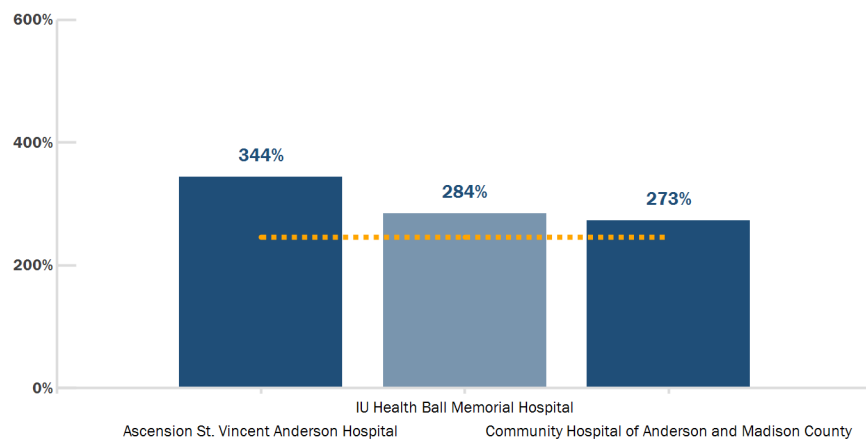
updated July 1, 2022: <https://employerptp.org/rand/4-0/>

Of note: Critical Access Hospitals are not shown in graphs because Medicare has a separate and unique payment schedule for them.

Indiana University Health reports under one CCN (150056) for Indiana University Health University Hospital, Indiana University Health Saxony Hospital, Indiana Health Methodist Hospital, and Riley Hospital for Children: https://www.ahd.com/free_profile/150056/IU_Health_Methodist_University/Indianapolis/Indiana/.

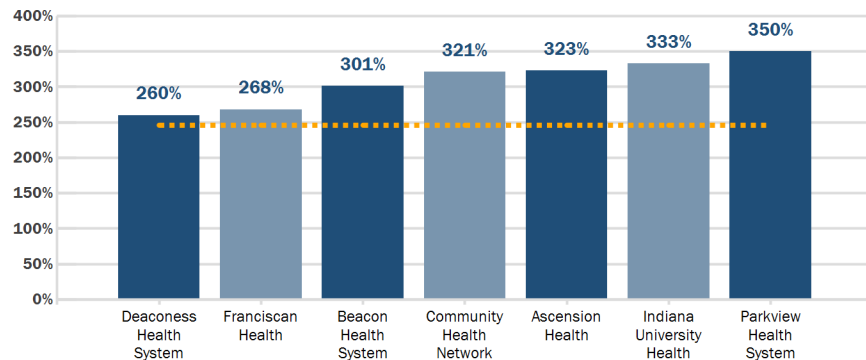
RAND Total Facility Plus Physician Relative Price (%) (2018 - 2020)

--- 2020 National Average (246%)



Indiana Health Systems - RAND Total Facility Plus Physician Relative Price (%) (2020)

--- 2020 National Average (246%)



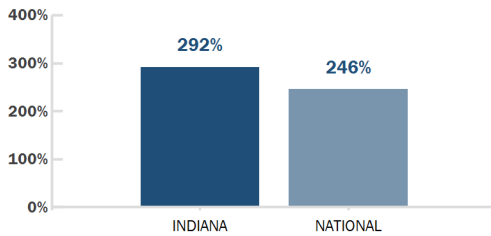


INDIANA STATE SENATE DISTRICT 26

Hospital Name	Type*	CMS Overall Hospital Quality Star Ratings (October 2022)*	RAND Total Facility Plus Physician Relative Price (%) (2018 - 2020)**
Ascension St. Vincent Anderson Hospital	Non-Profit	3	344%
IU Health Ball Memorial Hospital	Non-Profit	3	284%
Community Hospital of Anderson and Madison County	Non-Profit	4	273%
Henry County Memorial Hospital	Government - Local	5	238%

Indiana Ranks **7th HIGHEST** in RAND Total Facility Plus Physician Relative Price

National vs. Indiana RAND Total Facility Plus Physician Relative Price (%) (2020)



DEFINITIONS:

CMS Overall Hospital Quality Star Rating - The Center for Medicare and Medicaid Services Overall Hospital Quality Star Rating summarizes a variety of measures across 5 areas of quality into a single star rating from 1-5 for each hospital. Measure groups include mortality, safety of care, readmission, patient experience, and timely and effective care. A higher score indicates better quality.

Total Facility Plus Physician Relative Price - Payment made by employees/employers via their insurance company to hospital facilities for inpatient and outpatient services. This is represented as a Percent of Medicare, meaning it compares what employees/employers paid to what Medicare would have paid for the exact same service to the same hospital in the same year. This does include physician payment, referred to as a professional fee.

Sources:

* CMS Overall Hospital Quality Star Rating: Released October 2022:

<https://data.cms.gov/provider-data/dataset/xubh-q36u>

** RAND 4.0 Hospital Price Transparency Study, Published May 2022,

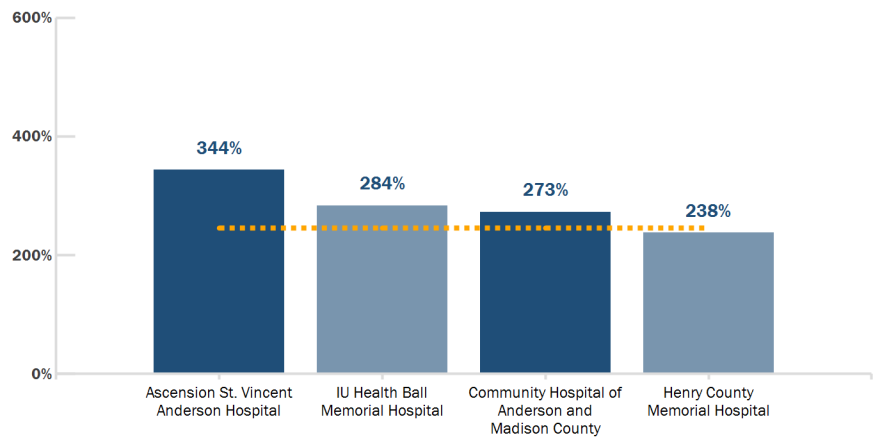
updated July 1, 2022: <https://employerptp.org/rand/4-0/>

Of note: Critical Access Hospitals are not shown in graphs because Medicare has a separate and unique payment schedule for them.

Indiana University Health reports under one CCN (150056) for Indiana University Health University Hospital, Indiana University Health Saxony Hospital, Indiana Health Methodist Hospital, and Riley Hospital for Children: https://www.ahd.com/free_profile/150056/IU_Health_Methodist_University/Indianapolis/Indiana/.

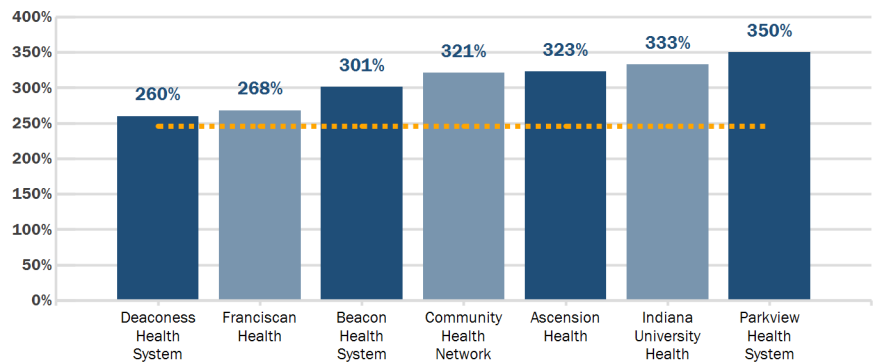
RAND Total Facility Plus Physician Relative Price (%) (2018 - 2020)

--- 2020 National Average (246%)



Indiana Health Systems - RAND Total Facility Plus Physician Relative Price (%) (2020)

--- 2020 National Average (246%)





INDIANA STATE SENATE DISTRICT 27

Hospital Name

Type*

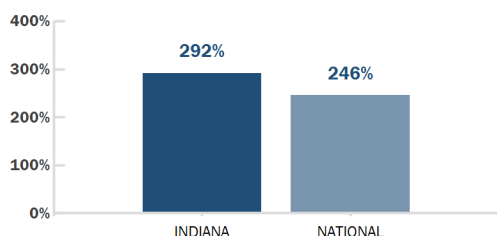
CMS Overall Hospital Quality Star Ratings (October 2022)*

RAND Total Facility Plus Physician Relative Price (%) (2018 - 2020)**

Reid Health	Non-Profit	2	373%
St. Elizabeth Dearborn Hospital	Government - Local	3	241%

Indiana Ranks **7th HIGHEST** in RAND Total Facility Plus Physician Relative Price

National vs. Indiana RAND Total Facility Plus Physician Relative Price (%) (2020)



DEFINITIONS:

CMS Overall Hospital Quality Star Rating - The Center for Medicare and Medicaid Services Overall Hospital Quality Star Rating summarizes a variety of measures across 5 areas of quality into a single star rating from 1-5 for each hospital. Measure groups include mortality, safety of care, readmission, patient experience, and timely and effective care. A higher score indicates better quality.

Total Facility Plus Physician Relative Price - Payment made by employees/employers via their insurance company to hospital facilities for inpatient and outpatient services. This is represented as a Percent of Medicare, meaning it compares what employees/employers paid to what Medicare would have paid for the exact same service to the same hospital in the same year. This does include physician payment, referred to as a professional fee.

Sources:

* CMS Overall Hospital Quality Star Rating: Released October 2022:

<https://data.cms.gov/provider-data/dataset/xubh-q36u>

** RAND 4.0 Hospital Price Transparency Study, Published May 2022,

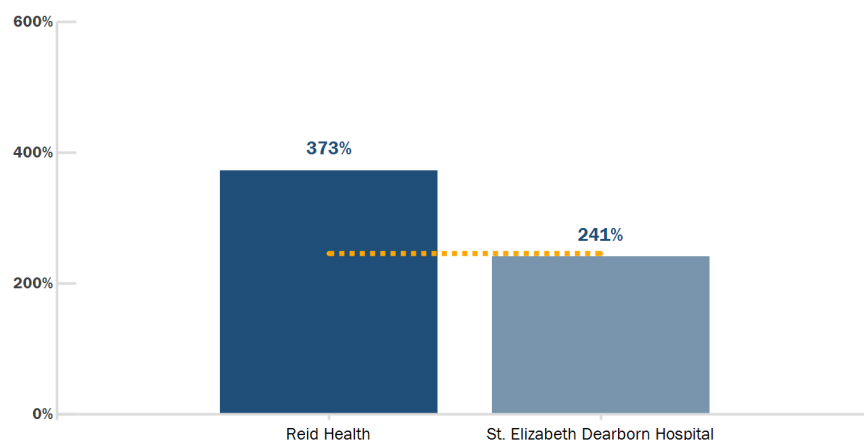
updated July 1, 2022: <https://employernp.org/rand/4-0/>

Of note: Critical Access Hospitals are not shown in graphs because Medicare has a separate and unique payment schedule for them.

Indiana University Health reports under one CCN (150056) for Indiana University Health University Hospital, Indiana University Health Saxony Hospital, Indiana Health Methodist Hospital, and Riley Hospital for Children: https://www.ahd.com/free_profile/150056/IU_Health_Methodist_University/Indianapolis/Indiana/.

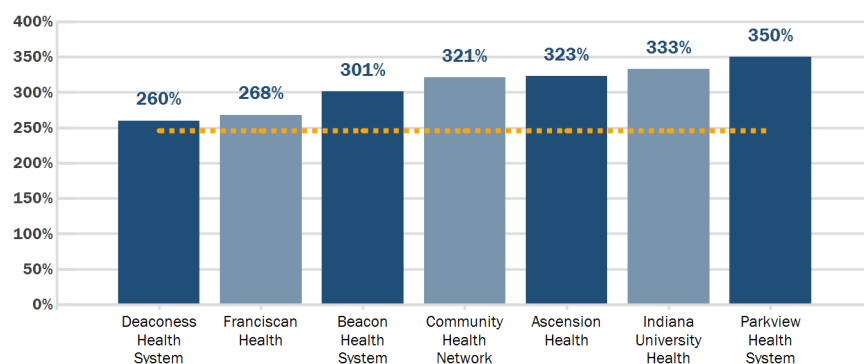
RAND Total Facility Plus Physician Relative Price (%) (2018 - 2020)

--- 2020 National Average (246%)



Indiana Health Systems - RAND Total Facility Plus Physician Relative Price (%) (2020)

--- 2020 National Average (246%)



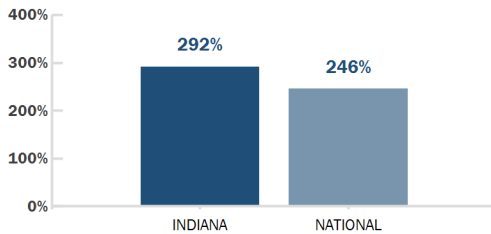


INDIANA STATE SENATE DISTRICT 28

Hospital Name	Type*	CMS Overall Hospital Quality Star Ratings (October 2022)*	RAND Total Facility Plus Physician Relative Price (%) (2018 - 2020)**
IU Health Methodist Hospital	Non-Profit	2	346%
IU Health University Hospital	Non-Profit	2	346%
Community Hospital East	Non-Profit	2	340%
Ascension St. Vincent Hospital	Non-Profit	3	328%
Community Hospital South	Non-Profit	2	312%
Hancock Regional Hospital	Government - Local	4	310%
Major Hospital	Government - Local	3	302%
Community Hospital North	Non-Profit	4	300%
Franciscan Health Indianapolis	Non-Profit	3	296%
Eskenazi Health	Government - Local	3	237%

Indiana Ranks **7th HIGHEST** in RAND Total Facility Plus Physician Relative Price

National vs. Indiana RAND Total Facility Plus Physician Relative Price (%) (2020)



DEFINITIONS:

CMS Overall Hospital Quality Star Rating - The Center for Medicare and Medicaid Services Overall Hospital Quality Star Rating summarizes a variety of measures across 5 areas of quality into a single star rating from 1-5 for each hospital. Measure groups include mortality, safety of care, readmission, patient experience, and timely and effective care. A higher score indicates better quality.

Total Facility Plus Physician Relative Price - Payment made by employees/employers via their insurance company to hospital facilities for inpatient and outpatient services. This is represented as a Percent of Medicare, meaning it compares what employees/employers paid to what Medicare would have paid for the exact same service to the same hospital in the same year. This does include physician payment, referred to as a professional fee.

Sources:

* CMS Overall Hospital Quality Star Rating: Released October 2022: <https://data.cms.gov/provider-data/dataset/xubh-q36u>

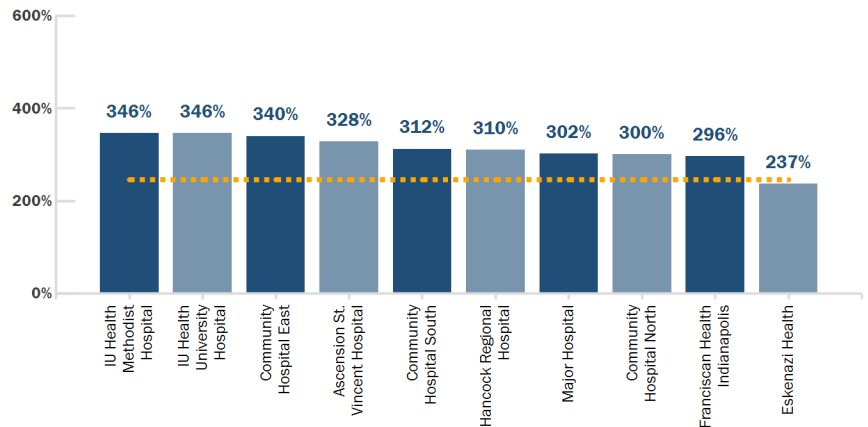
** RAND 4.0 Hospital Price Transparency Study, Published May 2022, updated July 1, 2022: <https://employertp.org/rand/4-0/>

Of note: Critical Access Hospitals are not shown in graphs because Medicare has a separate and unique payment schedule for them.

Indiana University Health reports under one CCN (150056) for Indiana University Health University Hospital, Indiana University Health Saxony Hospital, Indiana Health Methodist Hospital, and Riley Hospital for Children: https://www.ahd.com/free_profile/150056/IU_Health_Methodist_University/Indianapolis/Indiana/.

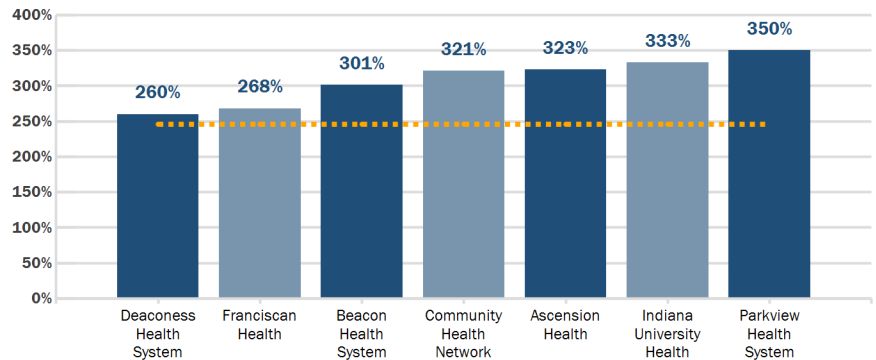
RAND Total Facility Plus Physician Relative Price (%) (2018 - 2020)

--- 2020 National Average (246%)



Indiana Health Systems - RAND Total Facility Plus Physician Relative Price (%) (2020)

--- 2020 National Average (246%)



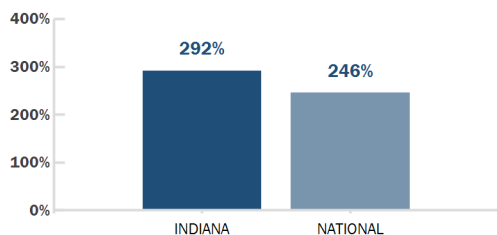


INDIANA STATE SENATE DISTRICT 29

Hospital Name	Type*	CMS Overall Hospital Quality Star Ratings (October 2022)*	RAND Total Facility Plus Physician Relative Price (%) (2018 - 2020)**
Witham Health Services	Government - Local	4	386%
IU Health Methodist Hospital	Non-Profit	2	346%
IU Health Saxony Hospital	Non-Profit	2	346%
IU Health University Hospital	Non-Profit	2	346%
Community Hospital East	Non-Profit	2	340%
Ascension St. Vincent Hospital	Non-Profit	3	328%
Ascension St. Vincent Carmel Hospital	Non-Profit	4	318%
Community Hospital South	Non-Profit	2	312%
IU Health North Hospital	Non-Profit	5	301%
Community Hospital North	Non-Profit	4	300%
Franciscan Health Indianapolis	Non-Profit	3	296%
Ascension St. Vincent Fishers Hospital	Non-Profit	5	291%
Riverview Health	Government - Local	3	282%
Eskenazi Health	Government - Local	3	237%

Indiana Ranks **7th HIGHEST** in RAND Total Facility Plus Physician Relative Price

National vs. Indiana RAND Total Facility Plus Physician Relative Price (%) (2020)



DEFINITIONS:

CMS Overall Hospital Quality Star Rating - The Center for Medicare and Medicaid Services Overall Hospital Quality Star Rating summarizes a variety of measures across 5 areas of quality into a single star rating from 1-5 for each hospital. Measure groups include mortality, safety of care, readmission, patient experience, and timely and effective care. A higher score indicates better quality.

Total Facility Plus Physician Relative Price - Payment made by employees/employers via their insurance company to hospital facilities for inpatient and outpatient services. This is represented as a Percent of Medicare, meaning it compares what employees/employers paid to what Medicare would have paid for the exact same service to the same hospital in the same year. This does include physician payment, referred to as a professional fee.

Sources:

* CMS Overall Hospital Quality Star Rating: Released October 2022:

<https://data.cms.gov/provider-data/dataset/xubh-q36u>

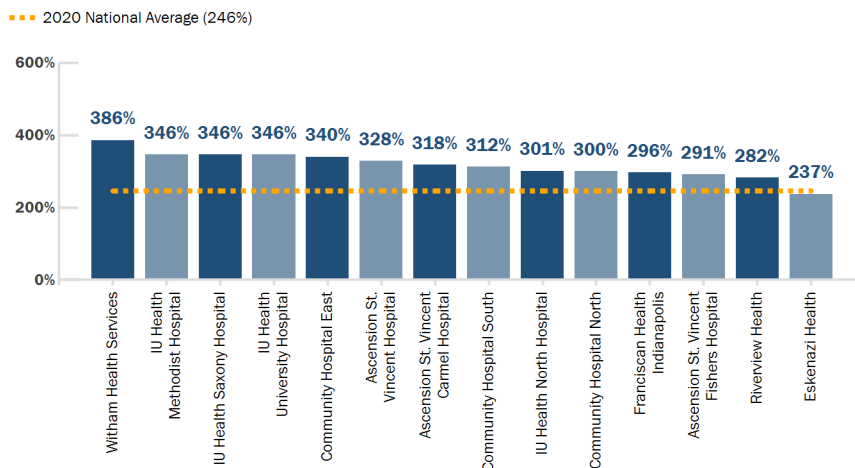
** RAND 4.0 Hospital Price Transparency Study, Published May 2022,

updated July 1, 2022: <https://employerptp.org/rand/4-0/>

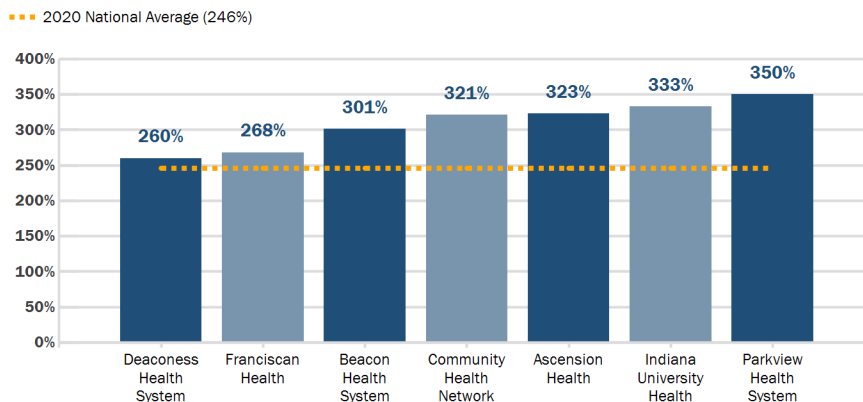
Of note: Critical Access Hospitals are not shown in graphs because Medicare has a separate and unique payment schedule for them.

Indiana University Health reports under one CCN (150056) for Indiana University Health University Hospital, Indiana University Health Saxony Hospital, Indiana Health Methodist Hospital, and Riley Hospital for Children: https://www.ahd.com/free_profile/150056/IU_Health_Methodist_University/Indianapolis/Indiana/.

RAND Total Facility Plus Physician Relative Price (%) (2018 - 2020)



Indiana Health Systems - RAND Total Facility Plus Physician Relative Price (%) (2020)



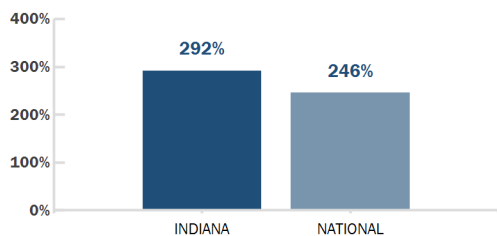


INDIANA STATE SENATE DISTRICT 30

Hospital Name	Type*	CMS Overall Hospital Quality Star Ratings (October 2022)*	RAND Total Facility Plus Physician Relative Price (%) (2018 - 2020)**
IU Health Methodist Hospital	Non-Profit	2	346%
IU Health Saxony Hospital	Non-Profit	2	346%
IU Health University Hospital	Non-Profit	2	346%
Community Hospital East	Non-Profit	2	340%
Ascension St. Vincent Hospital	Non-Profit	3	328%
Ascension St. Vincent Carmel Hospital	Non-Profit	4	318%
Community Hospital South	Non-Profit	2	312%
IU Health North Hospital	Non-Profit	5	301%
Community Hospital North	Non-Profit	4	300%
Franciscan Health Indianapolis	Non-Profit	3	296%
Ascension St. Vincent Fishers Hospital	Non-Profit	5	291%
Riverview Health	Government - Local	3	282%
Eskenazi Health	Government - Local	3	237%

Indiana Ranks **7th HIGHEST** in RAND Total Facility Plus Physician Relative Price

National vs. Indiana RAND Total Facility Plus Physician Relative Price (%) (2020)



DEFINITIONS:

CMS Overall Hospital Quality Star Rating - The Center for Medicare and Medicaid Services Overall Hospital Quality Star Rating summarizes a variety of measures across 5 areas of quality into a single star rating from 1-5 for each hospital. Measure groups include mortality, safety of care, readmission, patient experience, and timely and effective care. A higher score indicates better quality.

Total Facility Plus Physician Relative Price - Payment made by employees/employers via their insurance company to hospital facilities for inpatient and outpatient services. This is represented as a Percent of Medicare, meaning it compares what employees/employers paid to what Medicare would have paid for the exact same service to the same hospital in the same year. This does include physician payment, referred to as a professional fee.

Sources:

* CMS Overall Hospital Quality Star Rating: Released October 2022:

<https://data.cms.gov/provider-data/dataset/xubh-q36u>

** RAND 4.0 Hospital Price Transparency Study, Published May 2022,

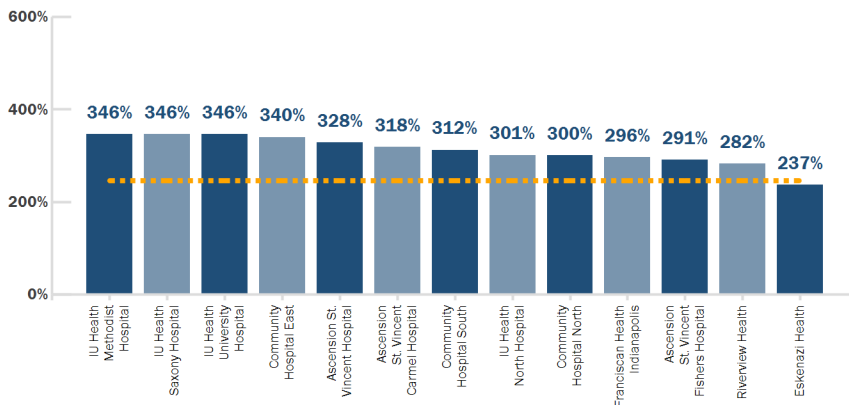
updated July 1, 2022: <https://employerptp.org/rand/4-0/>

Of note: Critical Access Hospitals are not shown in graphs because Medicare has a separate and unique payment schedule for them.

Indiana University Health reports under one CCN (150056) for Indiana University Health University Hospital, Indiana University Health Saxony Hospital, Indiana Health Methodist Hospital, and Riley Hospital for Children: https://www.ahd.com/free_profile/150056/IU_Health_Methodist_University/Indianapolis/Indiana/.

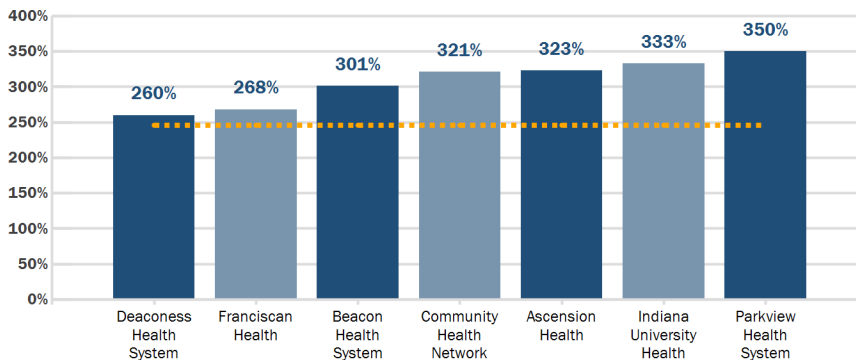
RAND Total Facility Plus Physician Relative Price (%) (2018 - 2020)

--- 2020 National Average (246%)



Indiana Health Systems - RAND Total Facility Plus Physician Relative Price (%) (2020)

--- 2020 National Average (246%)



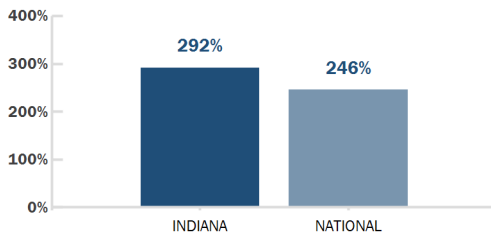


INDIANA STATE SENATE DISTRICT 31

Hospital Name	Type*	CMS Overall Hospital Quality Star Ratings (October 2022)*	RAND Total Facility Plus Physician Relative Price (%) (2018 - 2020)**
IU Health Methodist Hospital	Non-Profit	2	346%
IU Health Saxony Hospital	Non-Profit	2	346%
IU Health University Hospital	Non-Profit	2	346%
Community Hospital East	Non-Profit	2	340%
Ascension St. Vincent Hospital	Non-Profit	3	328%
Ascension St. Vincent Carmel Hospital	Non-Profit	4	318%
Community Hospital South	Non-Profit	2	312%
IU Health North Hospital	Non-Profit	5	301%
Community Hospital North	Non-Profit	4	300%
Franciscan Health Indianapolis	Non-Profit	3	296%
Ascension St. Vincent Fishers Hospital	Non-Profit	5	291%
Riverview Health	Government - Local	3	282%
Eskenazi Health	Government - Local	3	237%

Indiana Ranks **7th HIGHEST** in RAND Total Facility Plus Physician Relative Price

National vs. Indiana RAND Total Facility Plus Physician Relative Price (%) (2020)



DEFINITIONS:

CMS Overall Hospital Quality Star Rating - The Center for Medicare and Medicaid Services Overall Hospital Quality Star Rating summarizes a variety of measures across 5 areas of quality into a single star rating from 1-5 for each hospital. Measure groups include mortality, safety of care, readmission, patient experience, and timely and effective care. A higher score indicates better quality.

Total Facility Plus Physician Relative Price - Payment made by employees/employers via their insurance company to hospital facilities for inpatient and outpatient services. This is represented as a Percent of Medicare, meaning it compares what employees/employers paid to what Medicare would have paid for the exact same service to the same hospital in the same year. This does include physician payment, referred to as a professional fee.

Sources:

* CMS Overall Hospital Quality Star Rating: Released October 2022:

<https://data.cms.gov/provider-data/dataset/xubh-q36u>

** RAND 4.0 Hospital Price Transparency Study, Published May 2022,

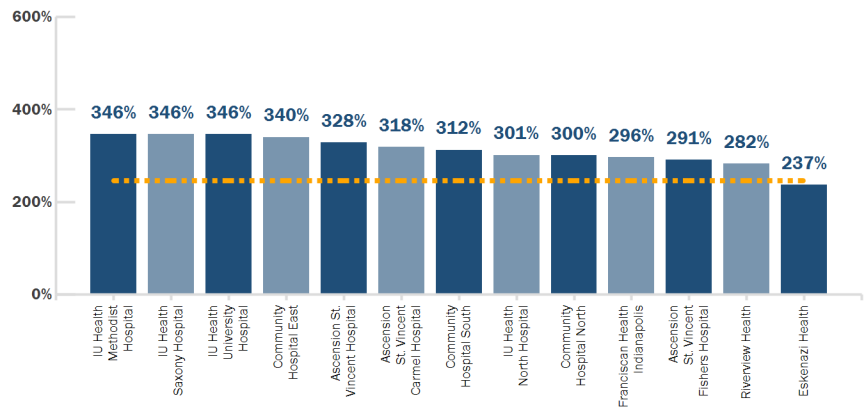
updated July 1, 2022: <https://employerptp.org/rand/4-0/>

Of note: Critical Access Hospitals are not shown in graphs because Medicare has a separate and unique payment schedule for them.

Indiana University Health reports under one CCN (150056) for Indiana University Health University Hospital, Indiana University Health Saxony Hospital, Indiana Health Methodist Hospital, and Riley Hospital for Children: https://www.ahd.com/free_profile/150056/IU_Health_Methodist_University/Indianapolis/Indiana/.

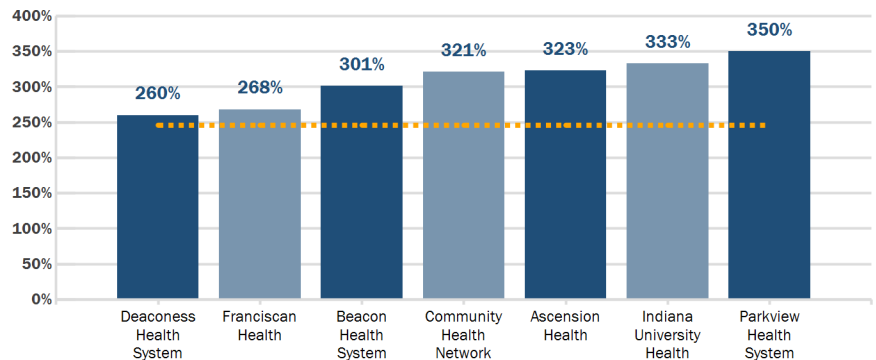
RAND Total Facility Plus Physician Relative Price (%) (2018 - 2020)

--- 2020 National Average (246%)



Indiana Health Systems - RAND Total Facility Plus Physician Relative Price (%) (2020)

--- 2020 National Average (246%)



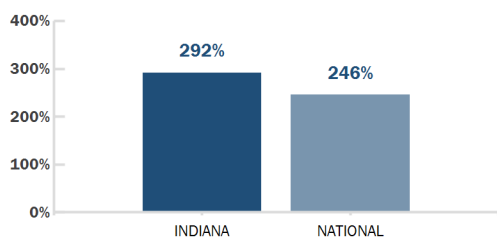


INDIANA STATE SENATE DISTRICT 32

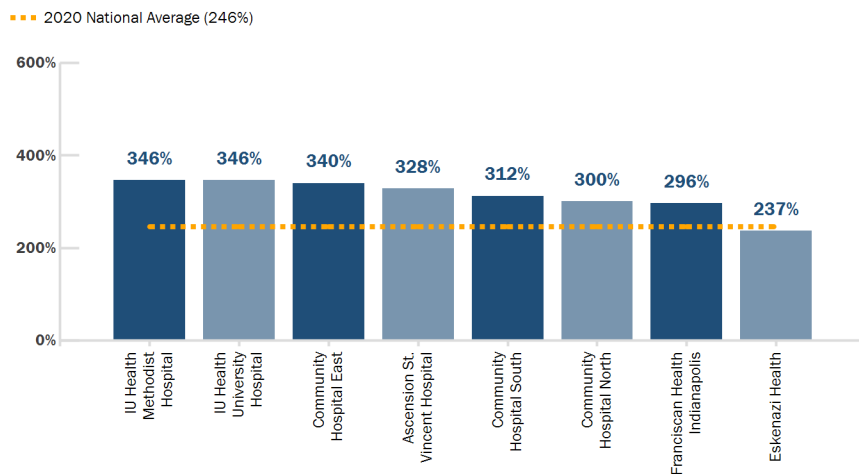
Hospital Name	Type*	CMS Overall Hospital Quality Star Ratings (October 2022)*	RAND Total Facility Plus Physician Relative Price (%) (2018 - 2020)**
IU Health Methodist Hospital	Non-Profit	2	346%
IU Health University Hospital	Non-Profit	2	346%
Community Hospital East	Non-Profit	2	340%
Ascension St. Vincent Hospital	Non-Profit	3	328%
Community Hospital South	Non-Profit	2	312%
Community Hospital North	Non-Profit	4	300%
Franciscan Health Indianapolis	Non-Profit	3	296%
Eskenazi Health	Government - Local	3	237%

Indiana Ranks **7th HIGHEST** in RAND Total Facility Plus Physician Relative Price

National vs. Indiana RAND Total Facility Plus Physician Relative Price (%) (2020)



RAND Total Facility Plus Physician Relative Price (%) (2018 - 2020)



DEFINITIONS:

CMS Overall Hospital Quality Star Rating - The Center for Medicare and Medicaid Services Overall Hospital Quality Star Rating summarizes a variety of measures across 5 areas of quality into a single star rating from 1-5 for each hospital. Measure groups include mortality, safety of care, readmission, patient experience, and timely and effective care. A higher score indicates better quality.

Total Facility Plus Physician Relative Price - Payment made by employees/employers via their insurance company to hospital facilities for inpatient and outpatient services. This is represented as a Percent of Medicare, meaning it compares what employees/employers paid to what Medicare would have paid for the exact same service to the same hospital in the same year. This does include physician payment, referred to as a professional fee.

Sources:

* CMS Overall Hospital Quality Star Rating: Released October 2022:

<https://data.cms.gov/provider-data/dataset/xubh-q36u>

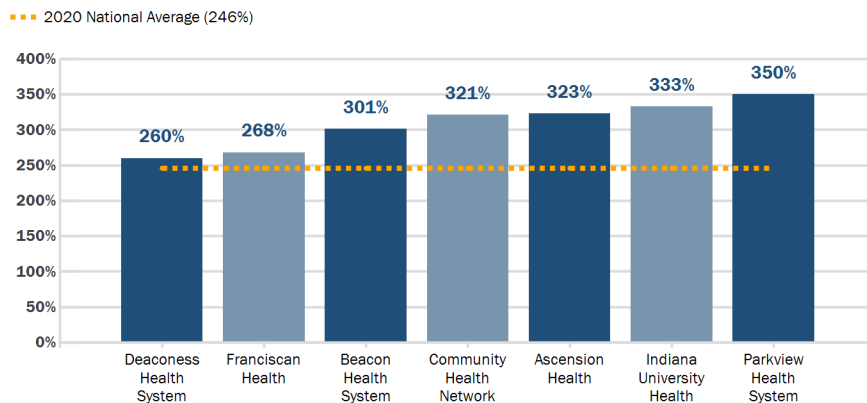
** RAND 4.0 Hospital Price Transparency Study, Published May 2022,

updated July 1, 2022: <https://employerptp.org/rand/4-0/>

Or note: Critical Access Hospitals are not shown in graphs because Medicare has a separate and unique payment schedule for them.

Indiana University Health reports under one CCN (150056) for Indiana University Health University Hospital, Indiana University Health Saxony Hospital, Indiana Health Methodist Hospital, and Riley Hospital for Children: https://www.ahd.com/free_profile/150056/IU_Health_Methodist_University/Indianapolis/Indiana/.

Indiana Health Systems - RAND Total Facility Plus Physician Relative Price (%) (2020)



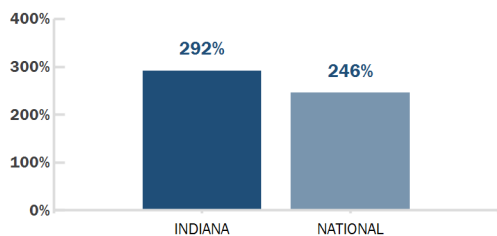


INDIANA STATE SENATE DISTRICT 33

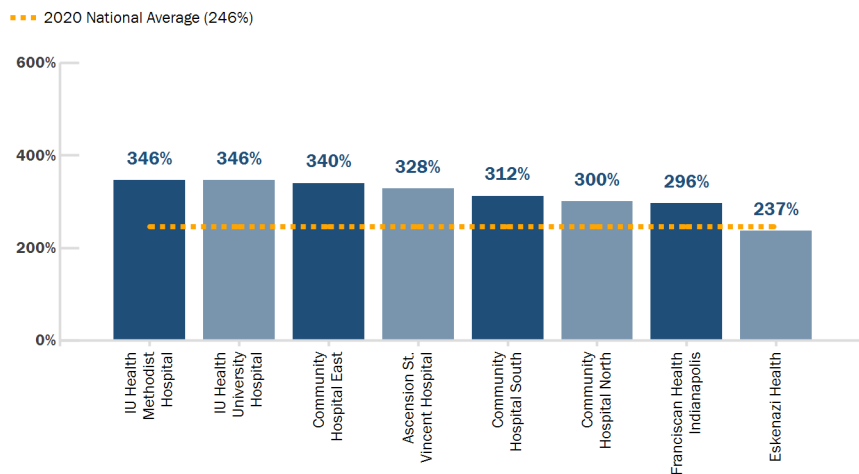
Hospital Name	Type*	CMS Overall Hospital Quality Star Ratings (October 2022)*	RAND Total Facility Plus Physician Relative Price (%) (2018 - 2020)**
IU Health Methodist Hospital	Non-Profit	2	346%
IU Health University Hospital	Non-Profit	2	346%
Community Hospital East	Non-Profit	2	340%
Ascension St. Vincent Hospital	Non-Profit	3	328%
Community Hospital South	Non-Profit	2	312%
Community Hospital North	Non-Profit	4	300%
Franciscan Health Indianapolis	Non-Profit	3	296%
Eskenazi Health	Government - Local	3	237%

Indiana Ranks **7th HIGHEST** in RAND Total Facility Plus Physician Relative Price

National vs. Indiana RAND Total Facility Plus Physician Relative Price (%) (2020)



RAND Total Facility Plus Physician Relative Price (%) (2018 - 2020)



DEFINITIONS:

CMS Overall Hospital Quality Star Rating - The Center for Medicare and Medicaid Services Overall Hospital Quality Star Rating summarizes a variety of measures across 5 areas of quality into a single star rating from 1-5 for each hospital. Measure groups include mortality, safety of care, readmission, patient experience, and timely and effective care. A higher score indicates better quality.

Total Facility Plus Physician Relative Price - Payment made by employees/employers via their insurance company to hospital facilities for inpatient and outpatient services. This is represented as a Percent of Medicare, meaning it compares what employees/employers paid to what Medicare would have paid for the exact same service to the same hospital in the same year. This does include physician payment, referred to as a professional fee.

Sources:

* CMS Overall Hospital Quality Star Rating: Released October 2022:

<https://data.cms.gov/provider-data/dataset/xubh-q36u>

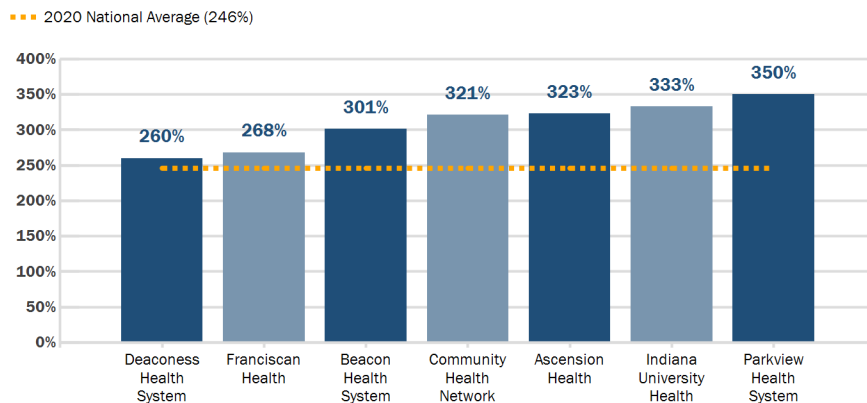
** RAND 4.0 Hospital Price Transparency Study, Published May 2022,

updated July 1, 2022: <https://employerptp.org/rand/4-0/>

Or note: Critical Access Hospitals are not shown in graphs because Medicare has a separate and unique payment schedule for them.

Indiana University Health reports under one CCN (150056) for Indiana University Health University Hospital, Indiana University Health Saxony Hospital, Indiana Health Methodist Hospital, and Riley Hospital for Children: https://www.ahd.com/free_profile/150056/IU_Health_Methodist_University/Indianapolis/Indiana/.

Indiana Health Systems - RAND Total Facility Plus Physician Relative Price (%) (2020)



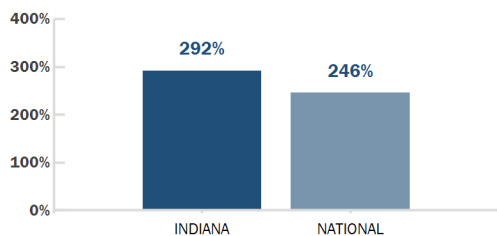


INDIANA STATE SENATE DISTRICT 34

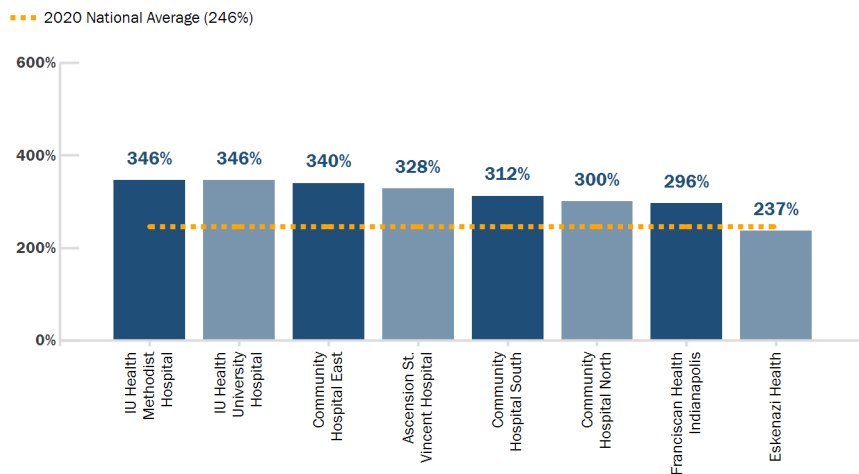
Hospital Name	Type*	CMS Overall Hospital Quality Star Ratings (October 2022)*	RAND Total Facility Plus Physician Relative Price (%) (2018 - 2020)**
IU Health Methodist Hospital	Non-Profit	2	346%
IU Health University Hospital	Non-Profit	2	346%
Community Hospital East	Non-Profit	2	340%
Ascension St. Vincent Hospital	Non-Profit	3	328%
Community Hospital South	Non-Profit	2	312%
Community Hospital North	Non-Profit	4	300%
Franciscan Health Indianapolis	Non-Profit	3	296%
Eskenazi Health	Government - Local	3	237%

Indiana Ranks **7th HIGHEST** in RAND Total Facility Plus Physician Relative Price

National vs. Indiana RAND Total Facility Plus Physician Relative Price (%) (2020)



RAND Total Facility Plus Physician Relative Price (%) (2018 - 2020)



DEFINITIONS:

CMS Overall Hospital Quality Star Rating - The Center for Medicare and Medicaid Services Overall Hospital Quality Star Rating summarizes a variety of measures across 5 areas of quality into a single star rating from 1-5 for each hospital. Measure groups include mortality, safety of care, readmission, patient experience, and timely and effective care. A higher score indicates better quality.

Total Facility Plus Physician Relative Price - Payment made by employees/employers via their insurance company to hospital facilities for inpatient and outpatient services. This is represented as a Percent of Medicare, meaning it compares what employees/employers paid to what Medicare would have paid for the exact same service to the same hospital in the same year. This does include physician payment, referred to as a professional fee.

Sources:

* CMS Overall Hospital Quality Star Rating: Released October 2022:

<https://data.cms.gov/provider-data/dataset/xubh-q36u>

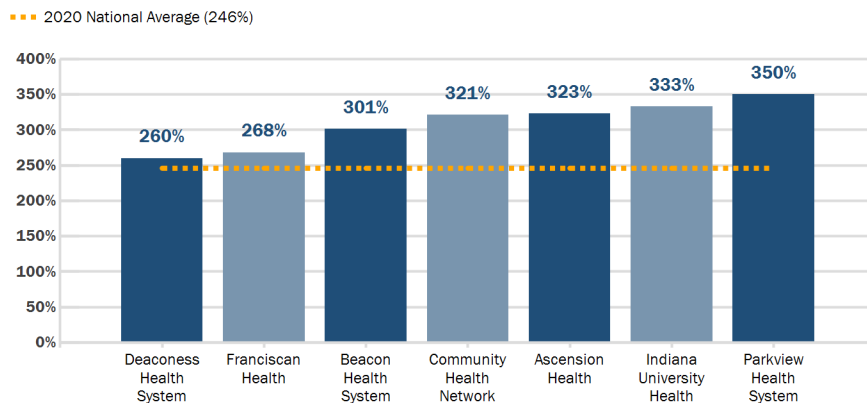
** RAND 4.0 Hospital Price Transparency Study, Published May 2022,

updated July 1, 2022: <https://employerptp.org/rand/4-0/>

Or note: Critical Access Hospitals are not shown in graphs because Medicare has a separate and unique payment schedule for them.

Indiana University Health reports under one CCN (150056) for Indiana University Health University Hospital, Indiana University Health Saxony Hospital, Indiana Health Methodist Hospital, and Riley Hospital for Children: https://www.ahd.com/free_profile/150056/IU_Health_Methodist_University/Indianapolis/Indiana/.

Indiana Health Systems - RAND Total Facility Plus Physician Relative Price (%) (2020)



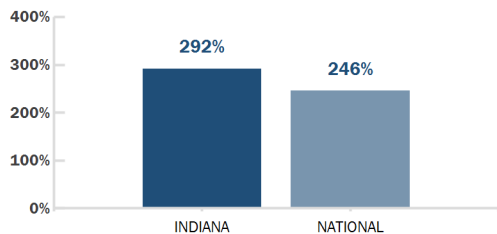


INDIANA STATE SENATE DISTRICT 35

Hospital Name	Type*	CMS Overall Hospital Quality Star Ratings (October 2022)*	RAND Total Facility Plus Physician Relative Price (%) (2018 - 2020)**
IU Health Methodist Hospital	Non-Profit	2	346%
IU Health University Hospital	Non-Profit	2	346%
Community Hospital East	Non-Profit	2	340%
IU Health West Hospital	For-Profit	5	332%
Ascension St. Vincent Hospital	Non-Profit	3	328%
Community Hospital South	Non-Profit	2	312%
Community Hospital North	Non-Profit	4	300%
Hendricks Regional Health	Government - Local	4	299%
Franciscan Health Indianapolis	Non-Profit	3	296%
Eskenazi Health	Government - Local	3	237%

Indiana Ranks **7th HIGHEST** in RAND Total Facility Plus Physician Relative Price

National vs. Indiana RAND Total Facility Plus Physician Relative Price (%) (2020)



DEFINITIONS:

CMS Overall Hospital Quality Star Rating - The Center for Medicare and Medicaid Services Overall Hospital Quality Star Rating summarizes a variety of measures across 5 areas of quality into a single star rating from 1-5 for each hospital. Measure groups include mortality, safety of care, readmission, patient experience, and timely and effective care. A higher score indicates better quality.

Total Facility Plus Physician Relative Price - Payment made by employees/employers via their insurance company to hospital facilities for inpatient and outpatient services. This is represented as a Percent of Medicare, meaning it compares what employees/employers paid to what Medicare would have paid for the exact same service to the same hospital in the same year. This does include physician payment, referred to as a professional fee.

Sources:

* CMS Overall Hospital Quality Star Rating: Released October 2022: <https://data.cms.gov/provider-data/dataset/xubh-q36u>

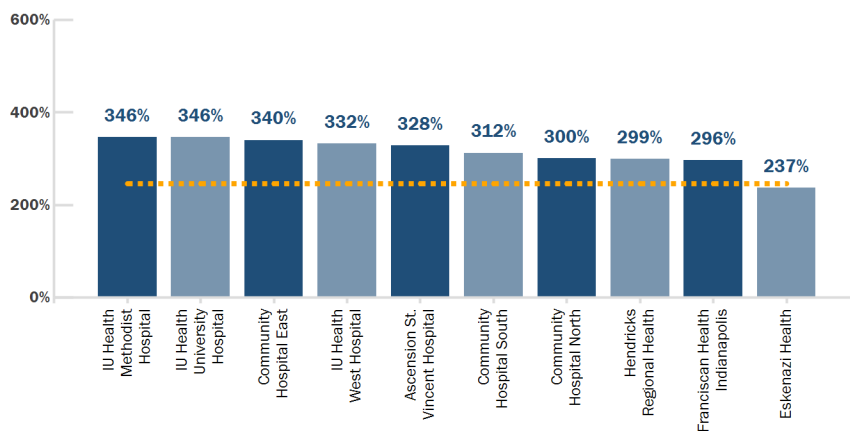
** RAND 4.0 Hospital Price Transparency Study, Published May 2022, updated July 1, 2022: <https://employertip.org/rand/4-0/>

Of note: Critical Access Hospitals are not shown in graphs because Medicare has a separate and unique payment schedule for them.

Indiana University Health reports under one CCN (150056) for Indiana University Health University Hospital, Indiana University Health Saxony Hospital, Indiana Health Methodist Hospital, and Riley Hospital for Children: https://www.ahd.com/free_profile/150056/IU_Health_Methodist_University/Indianapolis/Indiana/.

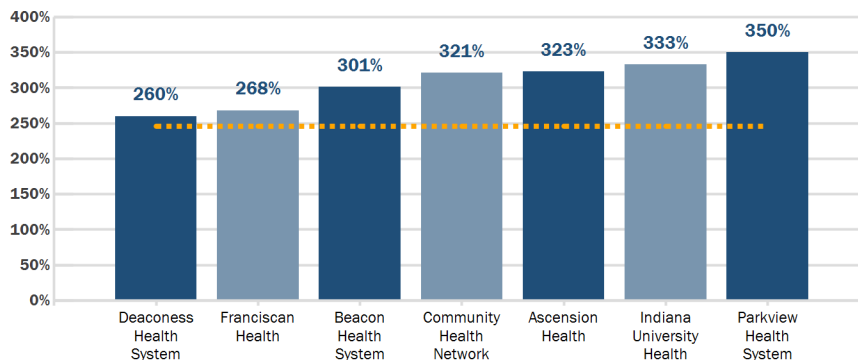
RAND Total Facility Plus Physician Relative Price (%) (2018 - 2020)

--- 2020 National Average (246%)



Indiana Health Systems - RAND Total Facility Plus Physician Relative Price (%) (2020)

--- 2020 National Average (246%)



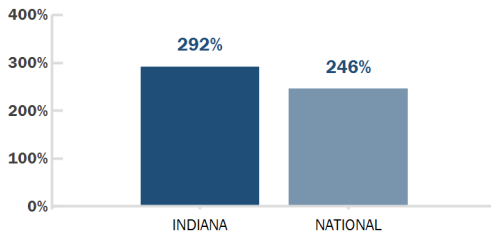


INDIANA STATE SENATE DISTRICT 36

Hospital Name	Type*	CMS Overall Hospital Quality Star Ratings (October 2022)*	RAND Total Facility Plus Physician Relative Price (%) (2018 - 2020)**
IU Health Methodist Hospital	Non-Profit	2	346%
IU Health University Hospital	Non-Profit	2	346%
Community Hospital East	Non-Profit	2	340%
Ascension St. Vincent Hospital	Non-Profit	3	328%
Community Hospital South	Non-Profit	2	312%
Community Hospital North	Non-Profit	4	300%
Franciscan Health Indianapolis	Non-Profit	3	296%
Johnson Memorial Hospital	Government - Local	4	267%
Eskenazi Health	Government - Local	3	237%

Indiana Ranks **7th HIGHEST** in RAND Total Facility Plus Physician Relative Price

National vs. Indiana RAND Total Facility Plus Physician Relative Price (%) (2020)



DEFINITIONS:

CMS Overall Hospital Quality Star Rating - The Center for Medicare and Medicaid Services Overall Hospital Quality Star Rating summarizes a variety of measures across 5 areas of quality into a single star rating from 1-5 for each hospital. Measure groups include mortality, safety of care, readmission, patient experience, and timely and effective care. A higher score indicates better quality.

Total Facility Plus Physician Relative Price - Payment made by employees/employers via their insurance company to hospital facilities for inpatient and outpatient services. This is represented as a Percent of Medicare, meaning it compares what employees/employers paid to what Medicare would have paid for the exact same service to the same hospital in the same year. This does include physician payment, referred to as a professional fee.

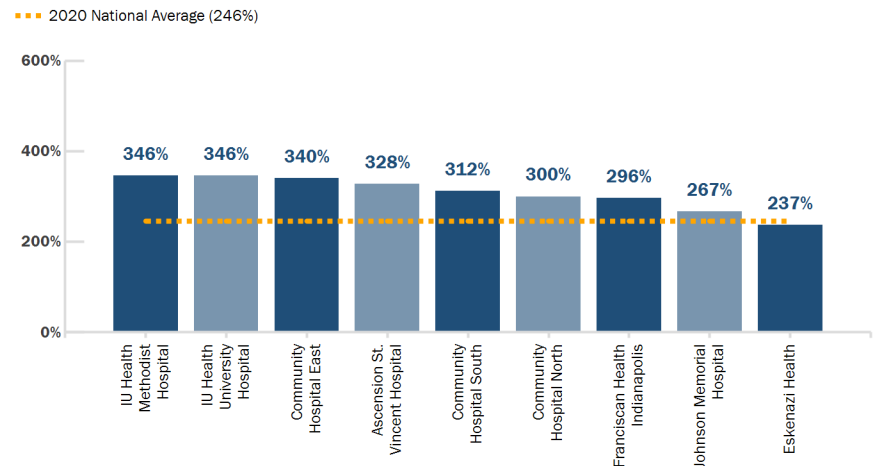
Sources:

* CMS Overall Hospital Quality Star Rating: Released October 2022: <https://data.cms.gov/provider-data/dataset/xubh-q36u>

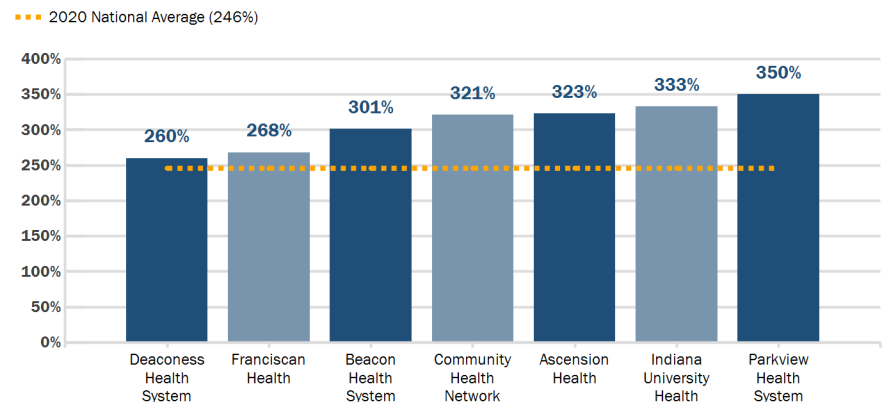
** RAND 4.0 Hospital Price Transparency Study, Published May 2022, updated July 1, 2022: <https://employerptp.org/rand/4-0/>
Of note: Critical Access Hospitals are not shown in graphs because Medicare has a separate and unique payment schedule for them.

Indiana University Health reports under one CCN (150056) for Indiana University Health University Hospital, Indiana University Health Saxony Hospital, Indiana Health Methodist Hospital, and Riley Hospital for Children: https://www.ahd.com/free_profile/150056/IU_Health_Methodist_University/Indianapolis/Indiana/.

RAND Total Facility Plus Physician Relative Price (%) (2018 - 2020)



Indiana Health Systems - RAND Total Facility Plus Physician Relative Price (%) (2020)





INDIANA STATE SENATE DISTRICT 37

Hospital Name

Type*

CMS Overall Hospital Quality Star Ratings (October 2022)*

RAND Total Facility Plus Physician Relative Price (%) (2018 - 2020)**

Franciscan Health Mooresville

Non-Profit

5

268%

Johnson Memorial Hospital

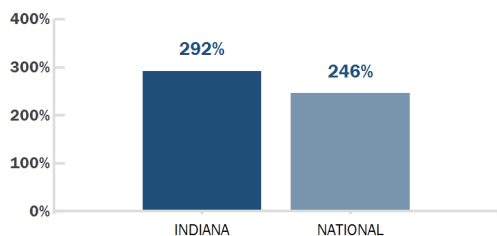
Government - Local

4

267%

Indiana Ranks **7th HIGHEST** in RAND Total Facility Plus Physician Relative Price

National vs. Indiana RAND Total Facility Plus Physician Relative Price (%) (2020)



DEFINITIONS:

CMS Overall Hospital Quality Star Rating - The Center for Medicare and Medicaid Services Overall Hospital Quality Star Rating summarizes a variety of measures across 5 areas of quality into a single star rating from 1-5 for each hospital. Measure groups include mortality, safety of care, readmission, patient experience, and timely and effective care. A higher score indicates better quality.

Total Facility Plus Physician Relative Price - Payment made by employees/employers via their insurance company to hospital facilities for inpatient and outpatient services. This is represented as a Percent of Medicare, meaning it compares what employees/employers paid to what Medicare would have paid for the exact same service to the same hospital in the same year. This does include physician payment, referred to as a professional fee.

Sources:

* CMS Overall Hospital Quality Star Rating: Released October 2022:

<https://data.cms.gov/provider-data/dataset/xubh-q36u>

** RAND 4.0 Hospital Price Transparency Study, Published May 2022,

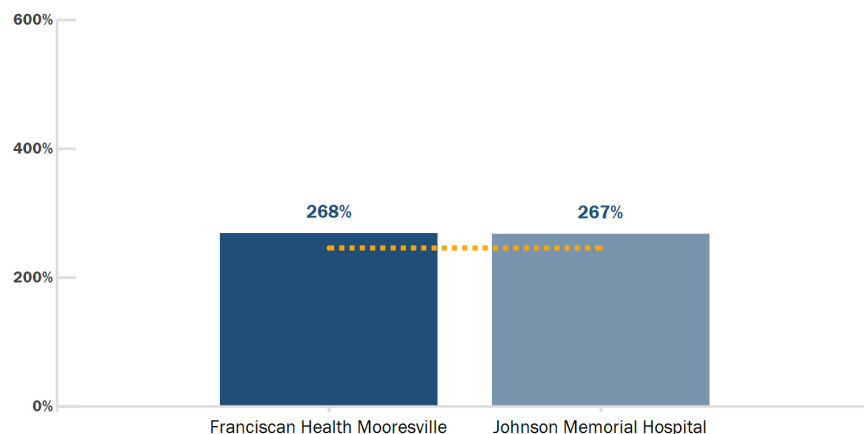
updated July 1, 2022: <https://employernp.org/rand/4-0/>

Of note: Critical Access Hospitals are not shown in graphs because Medicare has a separate and unique payment schedule for them.

Indiana University Health reports under one CCN (150056) for Indiana University Health University Hospital, Indiana University Health Saxony Hospital, Indiana Health Methodist Hospital, and Riley Hospital for Children: https://www.ahd.com/free_profile/150056/IU_Health_Methodist_University/Indianapolis/Indiana/.

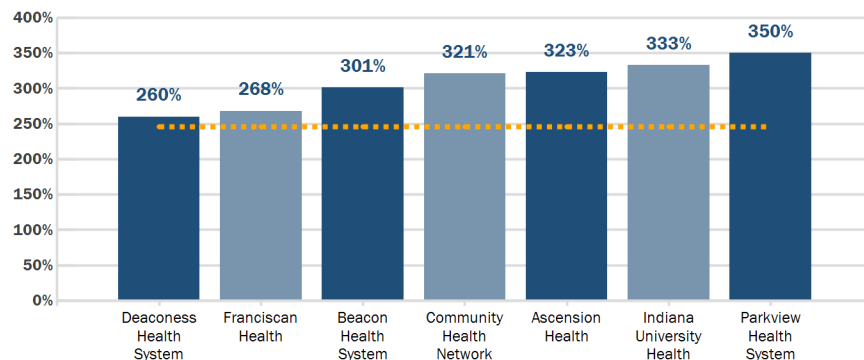
RAND Total Facility Plus Physician Relative Price (%) (2018 - 2020)

--- 2020 National Average (246%)



Indiana Health Systems - RAND Total Facility Plus Physician Relative Price (%) (2020)

--- 2020 National Average (246%)



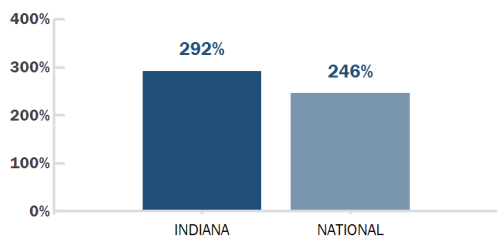


INDIANA STATE SENATE DISTRICT 38

Hospital Name	Type*	CMS Overall Hospital Quality Star Ratings (October 2022)*	RAND Total Facility Plus Physician Relative Price (%) (2018 - 2020)**
Terre Haute Regional Hospital	For-Profit	3	299%
Union Hospital	Non-Profit	3	282%

Indiana Ranks **7th HIGHEST** in RAND Total Facility Plus Physician Relative Price

National vs. Indiana RAND Total Facility Plus Physician Relative Price (%) (2020)



DEFINITIONS:

CMS Overall Hospital Quality Star Rating - The Center for Medicare and Medicaid Services Overall Hospital Quality Star Rating summarizes a variety of measures across 5 areas of quality into a single star rating from 1-5 for each hospital. Measure groups include mortality, safety of care, readmission, patient experience, and timely and effective care. A higher score indicates better quality.

Total Facility Plus Physician Relative Price - Payment made by employees/employers via their insurance company to hospital facilities for inpatient and outpatient services. This is represented as a Percent of Medicare, meaning it compares what employees/employers paid to what Medicare would have paid for the exact same service to the same hospital in the same year. This does include physician payment, referred to as a professional fee.

Sources:

* CMS Overall Hospital Quality Star Rating: Released October 2022:

<https://data.cms.gov/provider-data/dataset/xubh-q36u>

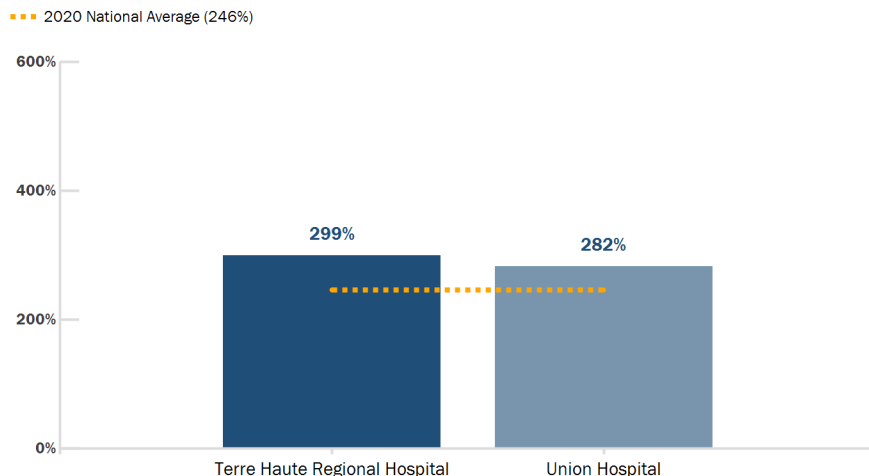
** RAND 4.0 Hospital Price Transparency Study, Published May 2022,

updated July 1, 2022: <https://employernp.org/rand/4-0/>

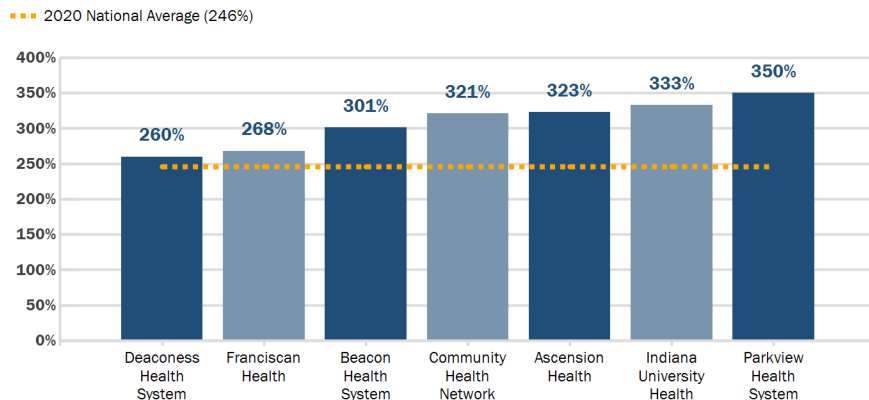
Of note: Critical Access Hospitals are not shown in graphs because Medicare has a separate and unique payment schedule for them.

Indiana University Health reports under one CCN (150056) for Indiana University Health University Hospital, Indiana University Health Saxony Hospital, Indiana Health Methodist Hospital, and Riley Hospital for Children: https://www.ahd.com/free_profile/150056/IU_Health_Methodist_University/Indianapolis/Indiana/.

RAND Total Facility Plus Physician Relative Price (%) (2018 - 2020)



Indiana Health Systems - RAND Total Facility Plus Physician Relative Price (%) (2020)



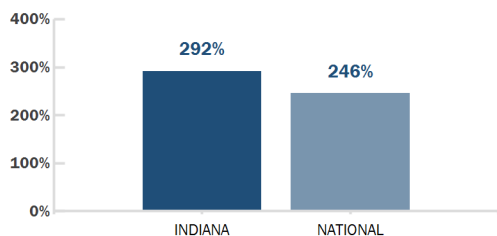


INDIANA STATE SENATE DISTRICT 39

Hospital Name	Type*	CMS Overall Hospital Quality Star Ratings (October 2022)*	RAND Total Facility Plus Physician Relative Price (%) (2018 - 2020)**
Daviess Community Hospital	Government - Local	3	292%
Good Samaritan Hospital	Non-Profit	2	291%

Indiana Ranks **7th HIGHEST** in RAND Total Facility Plus Physician Relative Price

National vs. Indiana RAND Total Facility Plus Physician Relative Price (%) (2020)



DEFINITIONS:

CMS Overall Hospital Quality Star Rating - The Center for Medicare and Medicaid Services Overall Hospital Quality Star Rating summarizes a variety of measures across 5 areas of quality into a single star rating from 1-5 for each hospital. Measure groups include mortality, safety of care, readmission, patient experience, and timely and effective care. A higher score indicates better quality.

Total Facility Plus Physician Relative Price - Payment made by employees/employers via their insurance company to hospital facilities for inpatient and outpatient services. This is represented as a Percent of Medicare, meaning it compares what employees/employers paid to what Medicare would have paid for the exact same service to the same hospital in the same year. This does include physician payment, referred to as a professional fee.

Sources:

* CMS Overall Hospital Quality Star Rating: Released October 2022:

<https://data.cms.gov/provider-data/dataset/xubh-q36u>

** RAND 4.0 Hospital Price Transparency Study, Published May 2022,

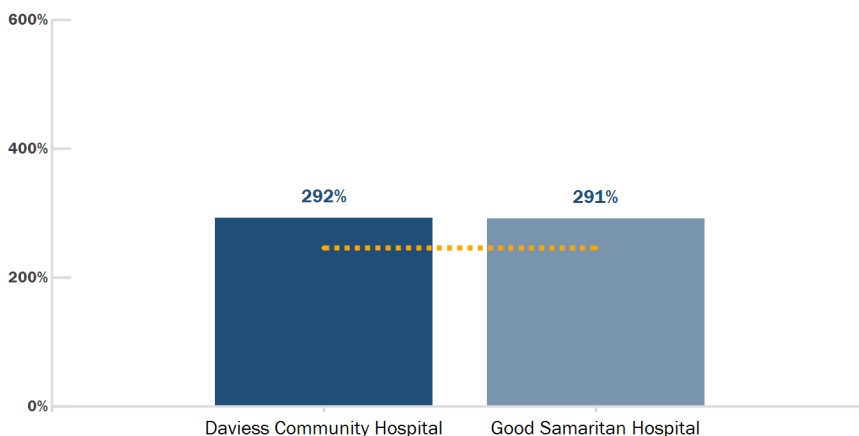
updated July 1, 2022: <https://employernp.org/rand/4-0/>

Of note: Critical Access Hospitals are not shown in graphs because Medicare has a separate and unique payment schedule for them.

Indiana University Health reports under one CCN (150056) for Indiana University Health University Hospital, Indiana University Health Saxony Hospital, Indiana Health Methodist Hospital, and Riley Hospital for Children: https://www.ahd.com/free_profile/150056/IU_Health_Methodist_University/Indianapolis/Indiana/.

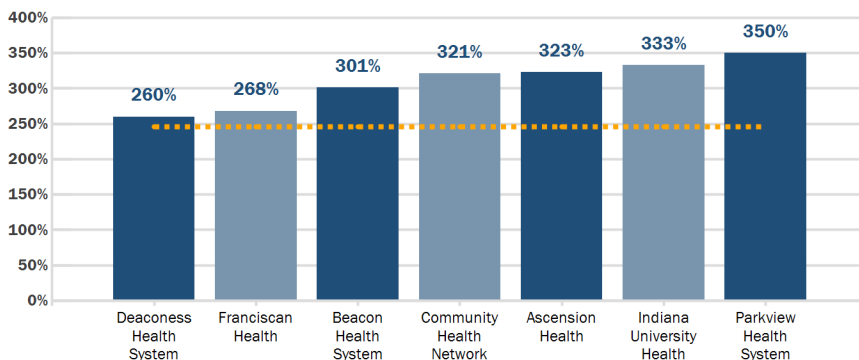
RAND Total Facility Plus Physician Relative Price (%) (2018 - 2020)

--- 2020 National Average (246%)



Indiana Health Systems - RAND Total Facility Plus Physician Relative Price (%) (2020)

--- 2020 National Average (246%)



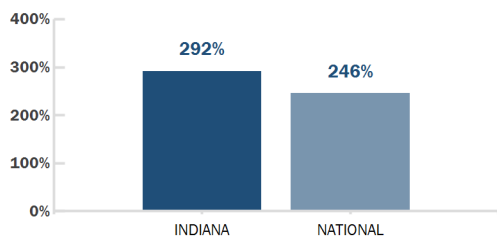


INDIANA STATE SENATE DISTRICT 40

Hospital Name	Type*	CMS Overall Hospital Quality Star Ratings (October 2022)*	RAND Total Facility Plus Physician Relative Price (%) (2018 - 2020)**
Monroe Hospital	For-Profit	N/A	533%
IU Health Bloomington Hospital	Non-Profit	4	358%

Indiana Ranks **7th HIGHEST** in RAND Total Facility Plus Physician Relative Price

National vs. Indiana RAND Total Facility Plus Physician Relative Price (%) (2020)



DEFINITIONS:

CMS Overall Hospital Quality Star Rating - The Center for Medicare and Medicaid Services Overall Hospital Quality Star Rating summarizes a variety of measures across 5 areas of quality into a single star rating from 1-5 for each hospital. Measure groups include mortality, safety of care, readmission, patient experience, and timely and effective care. A higher score indicates better quality.

Total Facility Plus Physician Relative Price - Payment made by employees/employers via their insurance company to hospital facilities for inpatient and outpatient services. This is represented as a Percent of Medicare, meaning it compares what employees/employers paid to what Medicare would have paid for the exact same service to the same hospital in the same year. This does include physician payment, referred to as a professional fee.

Sources:

* CMS Overall Hospital Quality Star Rating: Released October 2022:

<https://data.cms.gov/provider-data/dataset/xubh-q36u>

** RAND 4.0 Hospital Price Transparency Study, Published May 2022,

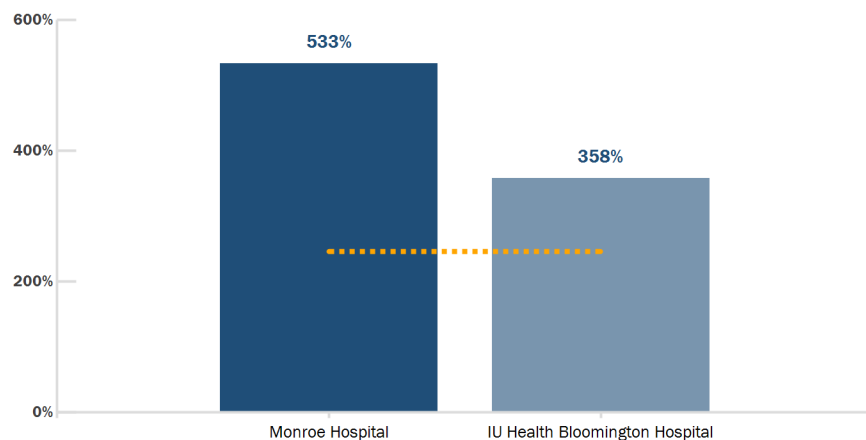
updated July 1, 2022: <https://employernp.org/rand/4-0/>

Of note: Critical Access Hospitals are not shown in graphs because Medicare has a separate and unique payment schedule for them.

Indiana University Health reports under one CCN (150056) for Indiana University Health University Hospital, Indiana University Health Saxony Hospital, Indiana Health Methodist Hospital, and Riley Hospital for Children: https://www.ahd.com/free_profile/150056/IU_Health_Methodist_University/Indianapolis/Indiana/.

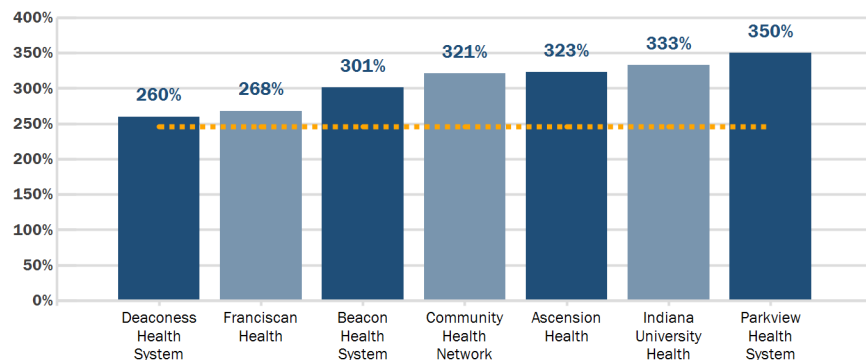
RAND Total Facility Plus Physician Relative Price (%) (2018 - 2020)

--- 2020 National Average (246%)



Indiana Health Systems - RAND Total Facility Plus Physician Relative Price (%) (2020)

--- 2020 National Average (246%)



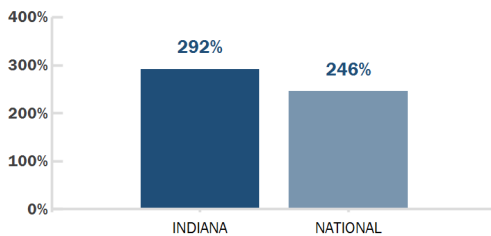


INDIANA STATE SENATE DISTRICT 41

Hospital Name	Type*	CMS Overall Hospital Quality Star Ratings (October 2022)*	RAND Total Facility Plus Physician Relative Price (%) (2018 - 2020)**
Johnson Memorial Hospital	Government - Local	4	267%
Columbus Regional Hospital	Government - Local	4	247%

Indiana Ranks **7th HIGHEST** in RAND Total Facility Plus Physician Relative Price

National vs. Indiana RAND Total Facility Plus Physician Relative Price (%) (2020)



DEFINITIONS:

CMS Overall Hospital Quality Star Rating - The Center for Medicare and Medicaid Services Overall Hospital Quality Star Rating summarizes a variety of measures across 5 areas of quality into a single star rating from 1-5 for each hospital. Measure groups include mortality, safety of care, readmission, patient experience, and timely and effective care. A higher score indicates better quality.

Total Facility Plus Physician Relative Price - Payment made by employees/employers via their insurance company to hospital facilities for inpatient and outpatient services. This is represented as a Percent of Medicare, meaning it compares what employees/employers paid to what Medicare would have paid for the exact same service to the same hospital in the same year. This does include physician payment, referred to as a professional fee.

Sources:

* CMS Overall Hospital Quality Star Rating: Released October 2022:

<https://data.cms.gov/provider-data/dataset/xubh-q36u>

** RAND 4.0 Hospital Price Transparency Study, Published May 2022,

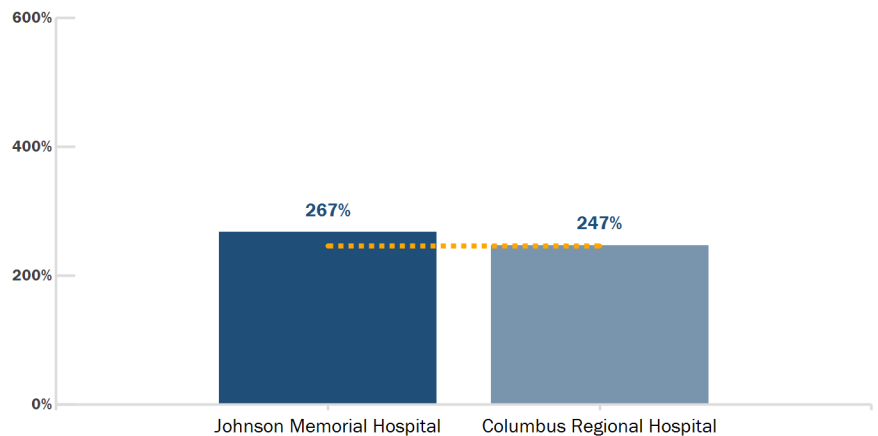
updated July 1, 2022: <https://employernp.org/rand/4-0/>

Of note: Critical Access Hospitals are not shown in graphs because Medicare has a separate and unique payment schedule for them.

Indiana University Health reports under one CCN (150056) for Indiana University Health University Hospital, Indiana University Health Saxony Hospital, Indiana Health Methodist Hospital, and Riley Hospital for Children: https://www.ahd.com/free_profile/150056/IU_Health_Methodist_University/Indianapolis/Indiana/.

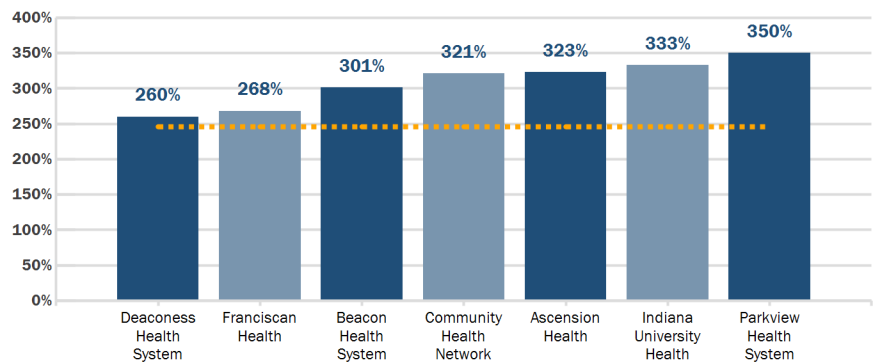
RAND Total Facility Plus Physician Relative Price (%) (2018 - 2020)

--- 2020 National Average (246%)



Indiana Health Systems - RAND Total Facility Plus Physician Relative Price (%) (2020)

--- 2020 National Average (246%)



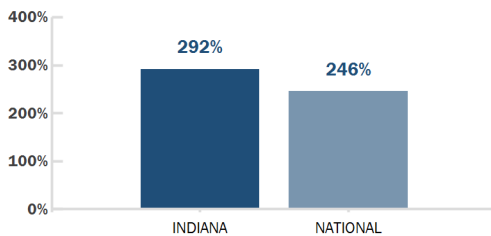


INDIANA STATE SENATE DISTRICT 42

Hospital Name	Type*	CMS Overall Hospital Quality Star Ratings (October 2022)*	RAND Total Facility Plus Physician Relative Price (%) (2018 - 2020)**
Major Hospital	Government - Local	3	302%
Henry County Memorial Hospital	Government - Local	5	238%

Indiana Ranks **7th HIGHEST** in RAND Total Facility Plus Physician Relative Price

National vs. Indiana RAND Total Facility Plus Physician Relative Price (%) (2020)



DEFINITIONS:

CMS Overall Hospital Quality Star Rating - The Center for Medicare and Medicaid Services Overall Hospital Quality Star Rating summarizes a variety of measures across 5 areas of quality into a single star rating from 1-5 for each hospital. Measure groups include mortality, safety of care, readmission, patient experience, and timely and effective care. A higher score indicates better quality.

Total Facility Plus Physician Relative Price - Payment made by employees/employers via their insurance company to hospital facilities for inpatient and outpatient services. This is represented as a Percent of Medicare, meaning it compares what employees/employers paid to what Medicare would have paid for the exact same service to the same hospital in the same year. This does include physician payment, referred to as a professional fee.

Sources:

* CMS Overall Hospital Quality Star Rating: Released October 2022:

<https://data.cms.gov/provider-data/dataset/xubh-q36u>

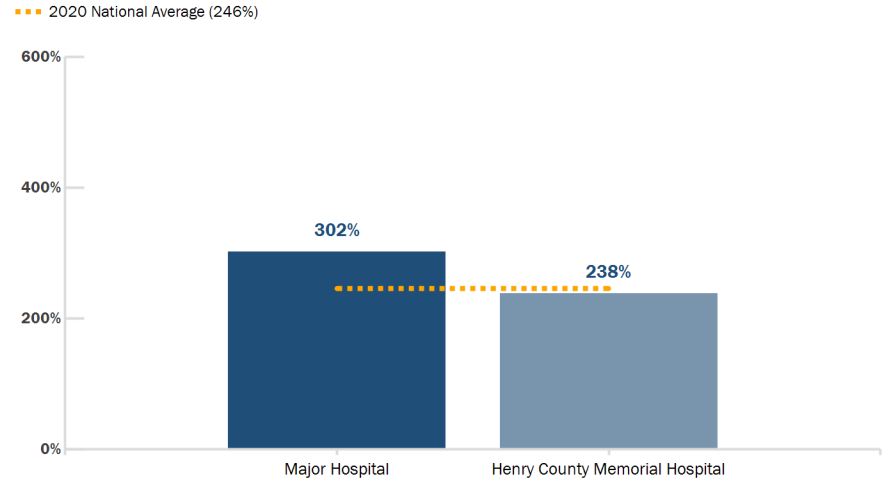
** RAND 4.0 Hospital Price Transparency Study, Published May 2022,

updated July 1, 2022: <https://employernp.org/rand/4-0/>

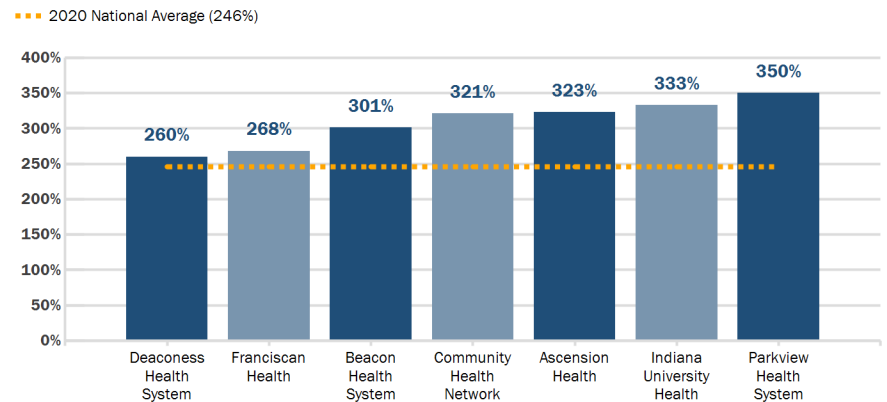
Of note: Critical Access Hospitals are not shown in graphs because Medicare has a separate and unique payment schedule for them.

Indiana University Health reports under one CCN (150056) for Indiana University Health University Hospital, Indiana University Health Saxony Hospital, Indiana Health Methodist Hospital, and Riley Hospital for Children: https://www.ahd.com/free_profile/150056/IU_Health_Methodist_University/Indianapolis/Indiana/.

RAND Total Facility Plus Physician Relative Price (%) (2018 - 2020)



Indiana Health Systems - RAND Total Facility Plus Physician Relative Price (%) (2020)



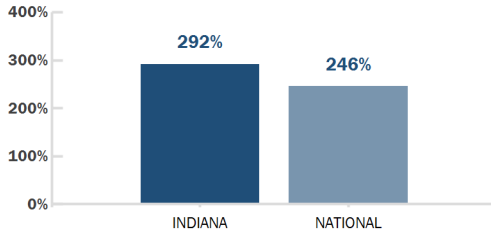


INDIANA STATE SENATE DISTRICT 43

Hospital Name	Type*	CMS Overall Hospital Quality Star Ratings (October 2022)*	RAND Total Facility Plus Physician Relative Price (%) (2018 - 2020)**
Schneck Medical Center	Government - Local	5	320%
Columbus Regional Hospital	Government - Local	4	247%
St. Elizabeth Dearborn Hospital	Government - Local	3	241%

Indiana Ranks **7th HIGHEST** in RAND Total Facility Plus Physician Relative Price

National vs. Indiana RAND Total Facility Plus Physician Relative Price (%) (2020)



DEFINITIONS:

CMS Overall Hospital Quality Star Rating - The Center for Medicare and Medicaid Services Overall Hospital Quality Star Rating summarizes a variety of measures across 5 areas of quality into a single star rating from 1-5 for each hospital. Measure groups include mortality, safety of care, readmission, patient experience, and timely and effective care. A higher score indicates better quality.

Total Facility Plus Physician Relative Price - Payment made by employees/employers via their insurance company to hospital facilities for inpatient and outpatient services. This is represented as a Percent of Medicare, meaning it compares what employees/employers paid to what Medicare would have paid for the exact same service to the same hospital in the same year. This does include physician payment, referred to as a professional fee.

Sources:

* CMS Overall Hospital Quality Star Rating: Released October 2022:

<https://data.cms.gov/provider-data/dataset/xubh-q36u>

** RAND 4.0 Hospital Price Transparency Study, Published May 2022,

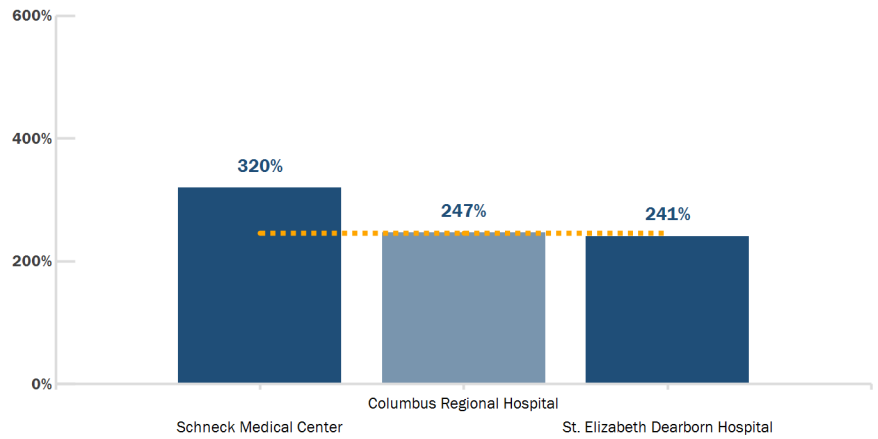
updated July 1, 2022: <https://employerptp.org/rand/4-0/>

Of note: Critical Access Hospitals are not shown in graphs because Medicare has a separate and unique payment schedule for them.

Indiana University Health reports under one CCN (150056) for Indiana University Health University Hospital, Indiana University Health Saxony Hospital, Indiana Health Methodist Hospital, and Riley Hospital for Children: https://www.ahd.com/free_profile/150056/IU_Health_Methodist_University/Indianapolis/Indiana/.

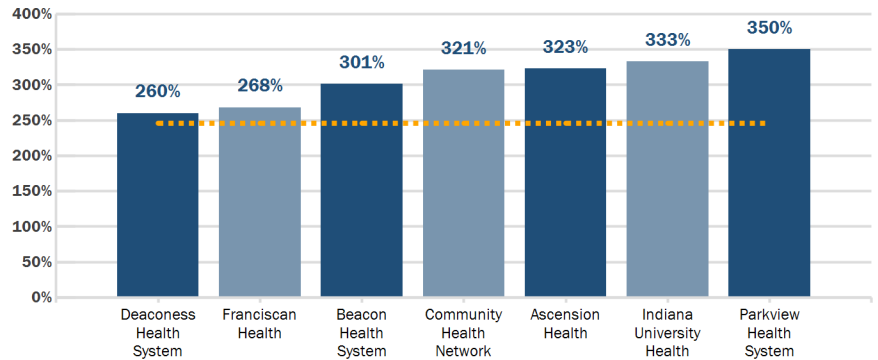
RAND Total Facility Plus Physician Relative Price (%) (2018 - 2020)

--- 2020 National Average (246%)



Indiana Health Systems - RAND Total Facility Plus Physician Relative Price (%) (2020)

--- 2020 National Average (246%)



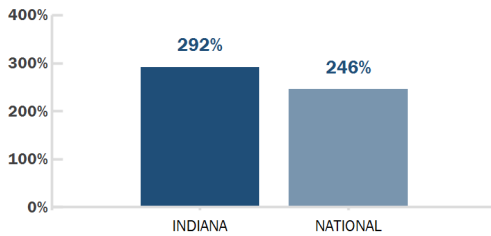


INDIANA STATE SENATE DISTRICT 44

Hospital Name	Type*	CMS Overall Hospital Quality Star Ratings (October 2022)*	RAND Total Facility Plus Physician Relative Price (%) (2018 - 2020)**
Monroe Hospital	For-Profit	N/A	533%
IU Health Bloomington Hospital	Non-Profit	4	358%
Schneck Medical Center	Government - Local	5	320%
Columbus Regional Hospital	Government - Local	4	247%

Indiana Ranks **7th HIGHEST** in RAND Total Facility Plus Physician Relative Price

National vs. Indiana RAND Total Facility Plus Physician Relative Price (%) (2020)



DEFINITIONS:

CMS Overall Hospital Quality Star Rating - The Center for Medicare and Medicaid Services Overall Hospital Quality Star Rating summarizes a variety of measures across 5 areas of quality into a single star rating from 1-5 for each hospital. Measure groups include mortality, safety of care, readmission, patient experience, and timely and effective care. A higher score indicates better quality.

Total Facility Plus Physician Relative Price - Payment made by employees/employers via their insurance company to hospital facilities for inpatient and outpatient services. This is represented as a Percent of Medicare, meaning it compares what employees/employers paid to what Medicare would have paid for the exact same service to the same hospital in the same year. This does include physician payment, referred to as a professional fee.

Sources:

* CMS Overall Hospital Quality Star Rating: Released October 2022:

<https://data.cms.gov/provider-data/dataset/xubh-q36u>

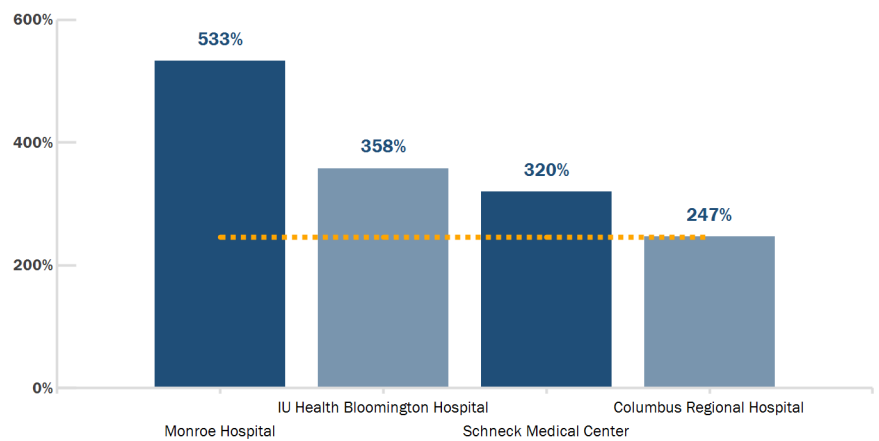
** RAND 4.0 Hospital Price Transparency Study, Published May 2022, updated July 1, 2022: <https://employerptp.org/rand/4-0/>

Of note: Critical Access Hospitals are not shown in graphs because Medicare has a separate and unique payment schedule for them.

Indiana University Health reports under one CCN (150056) for Indiana University Health University Hospital, Indiana University Health Saxony Hospital, Indiana Health Methodist Hospital, and Riley Hospital for Children: https://www.ahd.com/free_profile/150056/IU_Health_Methodist_University/Indianapolis/Indiana/.

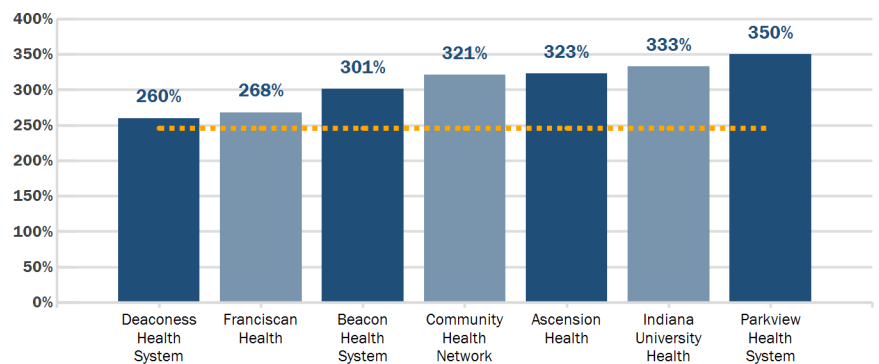
RAND Total Facility Plus Physician Relative Price (%) (2018 - 2020)

--- 2020 National Average (246%)



Indiana Health Systems - RAND Total Facility Plus Physician Relative Price (%) (2020)

--- 2020 National Average (246%)



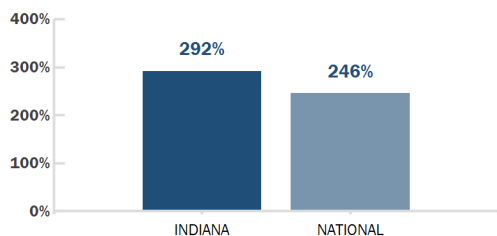


INDIANA STATE SENATE DISTRICT 45

Hospital Name	Type*	CMS Overall Hospital Quality Star Ratings (October 2022)*	RAND Total Facility Plus Physician Relative Price (%) (2018 - 2020)**
Schneck Medical Center	Government - Local	5	320%
Norton-King's Daughter't Health	Non-Profit	2	300%
Clark Memorial Health	Non-Profit	2	161%

Indiana Ranks **7th HIGHEST** in RAND Total Facility Plus Physician Relative Price

National vs. Indiana RAND Total Facility Plus Physician Relative Price (%) (2020)



DEFINITIONS:

CMS Overall Hospital Quality Star Rating - The Center for Medicare and Medicaid Services Overall Hospital Quality Star Rating summarizes a variety of measures across 5 areas of quality into a single star rating from 1-5 for each hospital. Measure groups include mortality, safety of care, readmission, patient experience, and timely and effective care. A higher score indicates better quality.

Total Facility Plus Physician Relative Price - Payment made by employees/employers via their insurance company to hospital facilities for inpatient and outpatient services. This is represented as a Percent of Medicare, meaning it compares what employees/employers paid to what Medicare would have paid for the exact same service to the same hospital in the same year. This does include physician payment, referred to as a professional fee.

Sources:

* CMS Overall Hospital Quality Star Rating: Released October 2022:

<https://data.cms.gov/provider-data/dataset/xubh-q36u>

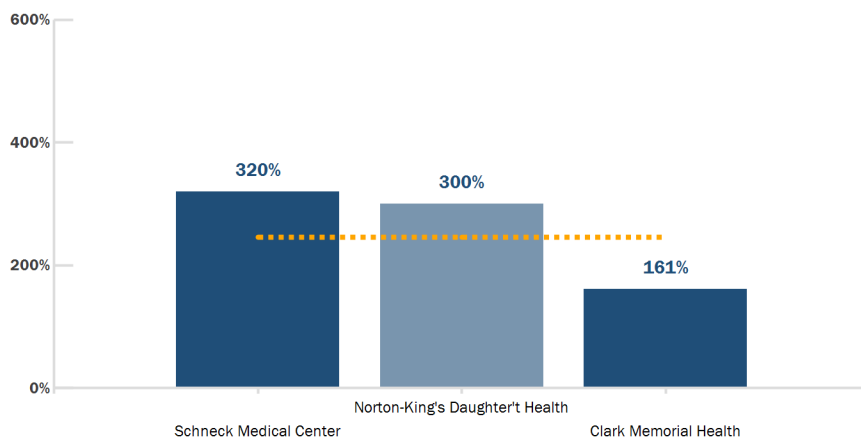
** RAND 4.0 Hospital Price Transparency Study, Published May 2022, updated July 1, 2022: <https://employerptp.org/rand/4-0/>

Of note: Critical Access Hospitals are not shown in graphs because Medicare has a separate and unique payment schedule for them.

Indiana University Health reports under one CCN (150056) for Indiana University Health University Hospital, Indiana University Health Saxony Hospital, Indiana Health Methodist Hospital, and Riley Hospital for Children: https://www.ahd.com/free_profile/150056/IU_Health_Methodist_University/Indianapolis/Indiana/.

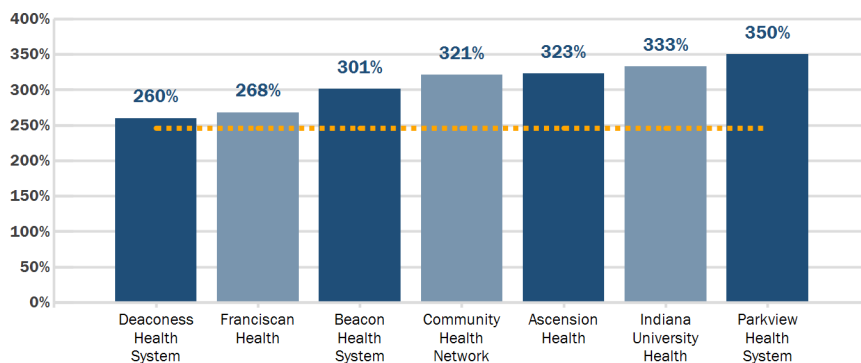
RAND Total Facility Plus Physician Relative Price (%) (2018 - 2020)

--- 2020 National Average (246%)



Indiana Health Systems - RAND Total Facility Plus Physician Relative Price (%) (2020)

--- 2020 National Average (246%)



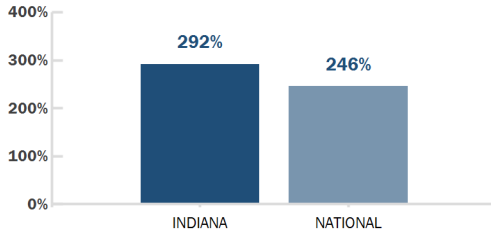


INDIANA STATE SENATE DISTRICT 46

Hospital Name	Type*	CMS Overall Hospital Quality Star Ratings (October 2022)*	RAND Total Facility Plus Physician Relative Price (%) (2018 - 2020)**
Baptist Health Floyd	Non-Profit	3	170%
Clark Memorial Health	Non-Profit	2	161%
Physician's Medical Center	Physician	N/A	138%

Indiana Ranks **7th HIGHEST** in RAND Total Facility Plus Physician Relative Price

National vs. Indiana RAND Total Facility Plus Physician Relative Price (%) (2020)



DEFINITIONS:

CMS Overall Hospital Quality Star Rating - The Center for Medicare and Medicaid Services Overall Hospital Quality Star Rating summarizes a variety of measures across 5 areas of quality into a single star rating from 1-5 for each hospital. Measure groups include mortality, safety of care, readmission, patient experience, and timely and effective care. A higher score indicates better quality.

Total Facility Plus Physician Relative Price - Payment made by employees/employers via their insurance company to hospital facilities for inpatient and outpatient services. This is represented as a Percent of Medicare, meaning it compares what employees/employers paid to what Medicare would have paid for the exact same service to the same hospital in the same year. This does include physician payment, referred to as a professional fee.

Sources:

* CMS Overall Hospital Quality Star Rating: Released October 2022:

<https://data.cms.gov/provider-data/dataset/xubh-q36u>

** RAND 4.0 Hospital Price Transparency Study, Published May 2022,

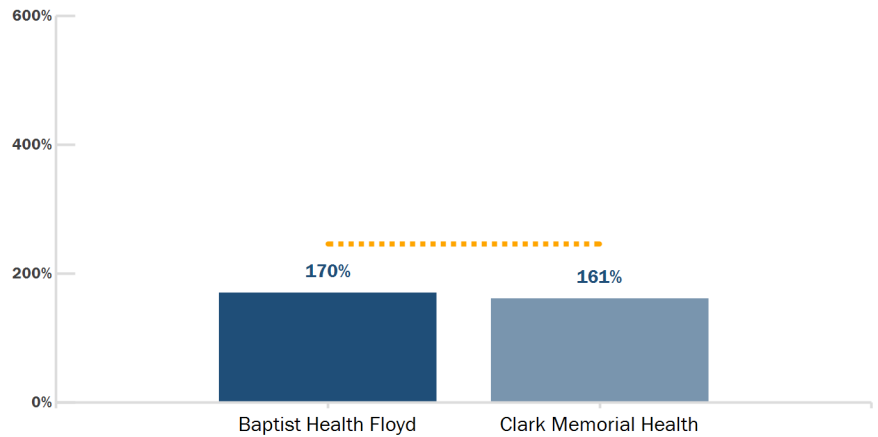
updated July 1, 2022: <https://employerptp.org/rand/4-0/>

Of note: Critical Access Hospitals are not shown in graphs because Medicare has a separate and unique payment schedule for them.

Indiana University Health reports under one CCN (150056) for Indiana University Health University Hospital, Indiana University Health Saxony Hospital, Indiana Health Methodist Hospital, and Riley Hospital for Children: https://www.ahd.com/free_profile/150056/IU_Health_Methodist_University/Indianapolis/Indiana/.

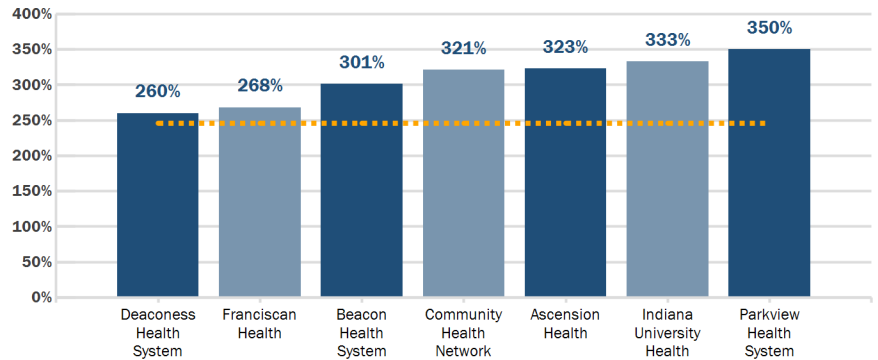
RAND Total Facility Plus Physician Relative Price (%) (2018 - 2020)

--- 2020 National Average (246%)



Indiana Health Systems - RAND Total Facility Plus Physician Relative Price (%) (2020)

--- 2020 National Average (246%)



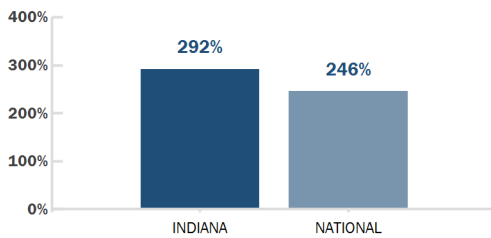


INDIANA STATE SENATE DISTRICT 47

Hospital Name	Type*	CMS Overall Hospital Quality Star Ratings (October 2022)*	RAND Total Facility Plus Physician Relative Price (%) (2018 - 2020)**
Memorial Hospital and Health Care Center	Non-Profit	4	203%

Indiana Ranks **7th HIGHEST** in RAND Total Facility Plus Physician Relative Price

National vs. Indiana RAND Total Facility Plus Physician Relative Price (%) (2020)



DEFINITIONS:

CMS Overall Hospital Quality Star Rating - The Center for Medicare and Medicaid Services Overall Hospital Quality Star Rating summarizes a variety of measures across 5 areas of quality into a single star rating from 1-5 for each hospital. Measure groups include mortality, safety of care, readmission, patient experience, and timely and effective care. A higher score indicates better quality.

Total Facility Plus Physician Relative Price - Payment made by employees/employers via their insurance company to hospital facilities for inpatient and outpatient services. This is represented as a Percent of Medicare, meaning it compares what employees/employers paid to what Medicare would have paid for the exact same service to the same hospital in the same year. This does include physician payment, referred to as a professional fee.

Sources:

* CMS Overall Hospital Quality Star Rating: Released October 2022: <https://data.cms.gov/provider-data/dataset/xubh-q36u>

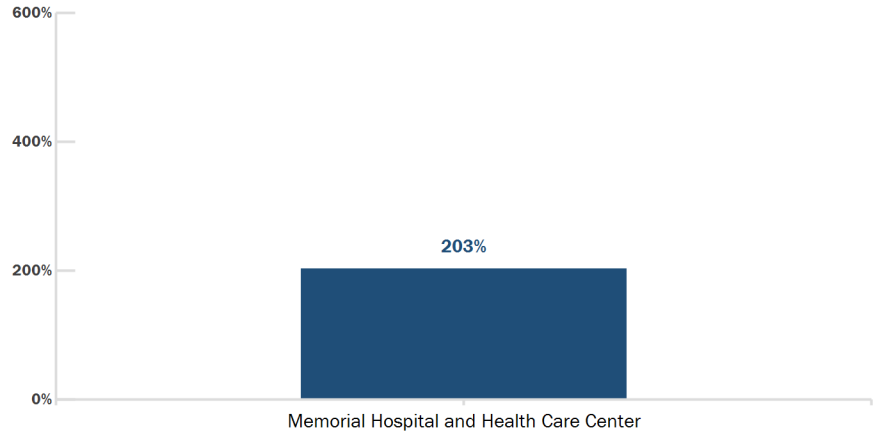
** RAND 4.0 Hospital Price Transparency Study, Published May 2022, updated July 1, 2022: <https://employerptp.org/rand/4-0/>

Of note: Critical Access Hospitals are not shown in graphs because Medicare has a separate and unique payment schedule for them.

Indiana University Health reports under one CCN (150056) for Indiana University Health University Hospital, Indiana University Health Saxony Hospital, Indiana Health Methodist Hospital, and Riley Hospital for Children: https://www.ahd.com/free_profile/150056/IU_Health_Methodist_University/Indianapolis/Indiana/.

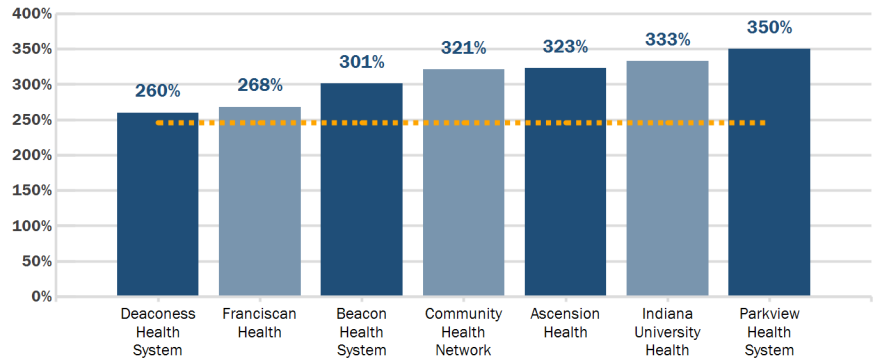
RAND Total Facility Plus Physician Relative Price (%) (2018 - 2020)

--- 2020 National Average (246%)



Indiana Health Systems - RAND Total Facility Plus Physician Relative Price (%) (2020)

--- 2020 National Average (246%)



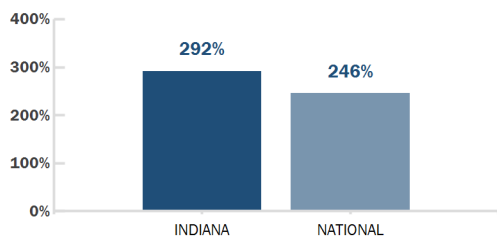


INDIANA STATE SENATE DISTRICT 48

Hospital Name	Type*	CMS Overall Hospital Quality Star Ratings (October 2022)*	RAND Total Facility Plus Physician Relative Price (%) (2018 - 2020)**
Good Samaritan Hospital	Non-Profit	2	291%
Memorial Hospital and Health Care Center	Non-Profit	4	203%

Indiana Ranks **7th HIGHEST** in RAND Total Facility Plus Physician Relative Price

National vs. Indiana RAND Total Facility Plus Physician Relative Price (%) (2020)



DEFINITIONS:

CMS Overall Hospital Quality Star Rating - The Center for Medicare and Medicaid Services Overall Hospital Quality Star Rating summarizes a variety of measures across 5 areas of quality into a single star rating from 1-5 for each hospital. Measure groups include mortality, safety of care, readmission, patient experience, and timely and effective care. A higher score indicates better quality.

Total Facility Plus Physician Relative Price - Payment made by employees/employers via their insurance company to hospital facilities for inpatient and outpatient services. This is represented as a Percent of Medicare, meaning it compares what employees/employers paid to what Medicare would have paid for the exact same service to the same hospital in the same year. This does include physician payment, referred to as a professional fee.

Sources:

* CMS Overall Hospital Quality Star Rating: Released October 2022:

<https://data.cms.gov/provider-data/dataset/xubh-q36u>

** RAND 4.0 Hospital Price Transparency Study, Published May 2022,

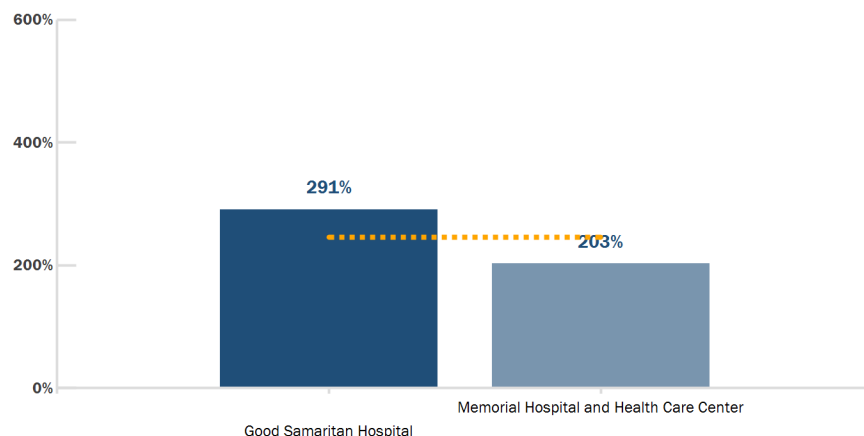
updated July 1, 2022: <https://employernp.org/rand/4-0/>

Of note: Critical Access Hospitals are not shown in graphs because Medicare has a separate and unique payment schedule for them.

Indiana University Health reports under one CCN (150056) for Indiana University Health University Hospital, Indiana University Health Saxony Hospital, Indiana Health Methodist Hospital, and Riley Hospital for Children: https://www.ahd.com/free_profile/150056/IU_Health_Methodist_University/Indianapolis/Indiana/.

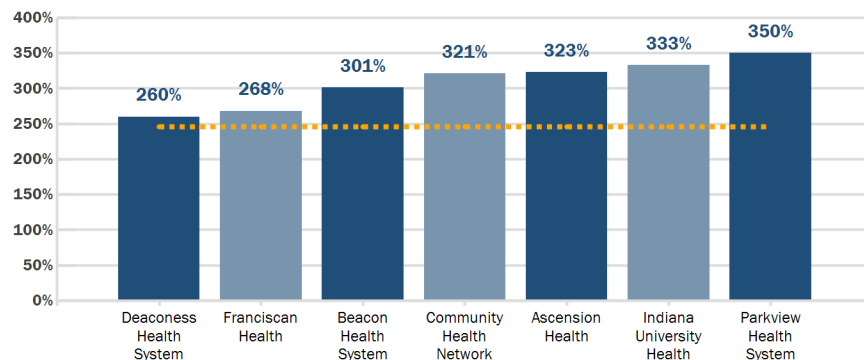
RAND Total Facility Plus Physician Relative Price (%) (2018 - 2020)

--- 2020 National Average (246%)



Indiana Health Systems - RAND Total Facility Plus Physician Relative Price (%) (2020)

--- 2020 National Average (246%)





INDIANA STATE SENATE DISTRICT 49

Hospital Name

Type*

CMS Overall Hospital Quality Star Ratings (October 2022)*

RAND Total Facility Plus Physician Relative Price (%) (2018 - 2020)**

Ascension St. Vincent Evansville Hospital

Non-Profit

4

369%

Deaconess Hospital

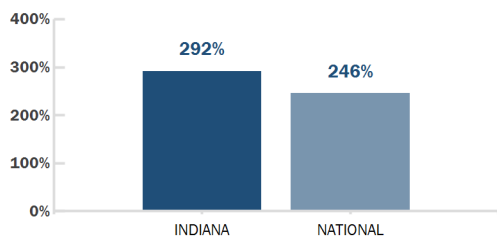
Non-Profit

3

265%

Indiana Ranks **7th HIGHEST** in RAND Total Facility Plus Physician Relative Price

National vs. Indiana RAND Total Facility Plus Physician Relative Price (%) (2020)



DEFINITIONS:

CMS Overall Hospital Quality Star Rating - The Center for Medicare and Medicaid Services Overall Hospital Quality Star Rating summarizes a variety of measures across 5 areas of quality into a single star rating from 1-5 for each hospital. Measure groups include mortality, safety of care, readmission, patient experience, and timely and effective care. A higher score indicates better quality.

Total Facility Plus Physician Relative Price - Payment made by employees/employers via their insurance company to hospital facilities for inpatient and outpatient services. This is represented as a Percent of Medicare, meaning it compares what employees/employers paid to what Medicare would have paid for the exact same service to the same hospital in the same year. This does include physician payment, referred to as a professional fee.

Sources:

* CMS Overall Hospital Quality Star Rating: Released October 2022:

<https://data.cms.gov/provider-data/dataset/xubh-q36u>

** RAND 4.0 Hospital Price Transparency Study, Published May 2022,

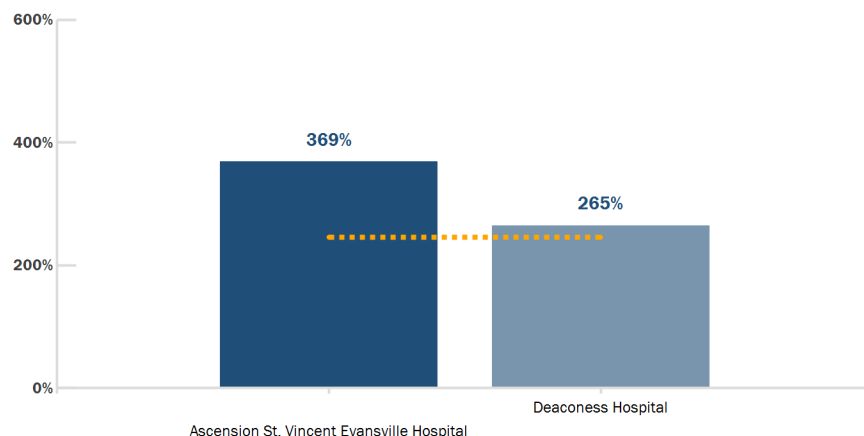
updated July 1, 2022: <https://employernp.org/rand/4-0/>

Of note: Critical Access Hospitals are not shown in graphs because Medicare has a separate and unique payment schedule for them.

Indiana University Health reports under one CCN (150056) for Indiana University Health University Hospital, Indiana University Health Saxony Hospital, Indiana Health Methodist Hospital, and Riley Hospital for Children: https://www.ahd.com/free_profile/150056/IU_Health_Methodist_University/Indianapolis/Indiana/.

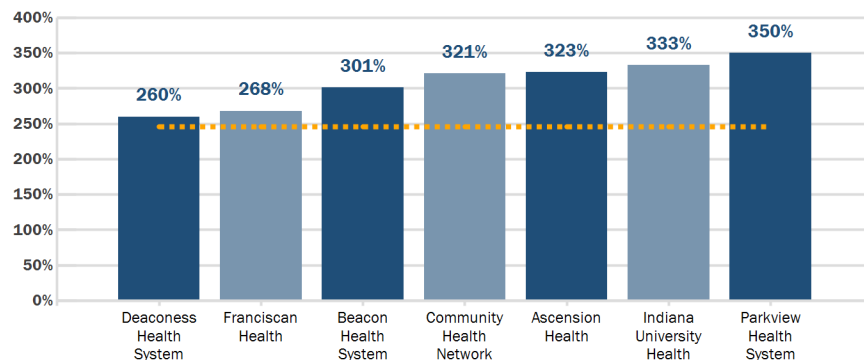
RAND Total Facility Plus Physician Relative Price (%) (2018 - 2020)

--- 2020 National Average (246%)



Indiana Health Systems - RAND Total Facility Plus Physician Relative Price (%) (2020)

--- 2020 National Average (246%)



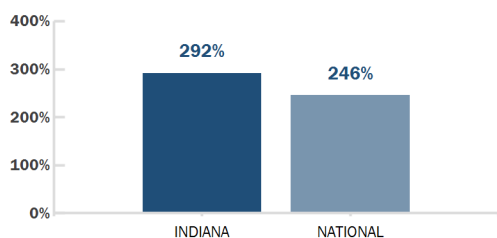


INDIANA STATE SENATE DISTRICT 50

Hospital Name	Type*	CMS Overall Hospital Quality Star Ratings (October 2022)*	RAND Total Facility Plus Physician Relative Price (%) (2018 - 2020)**
Ascension St. Vincent Evansville Hospital	Non-Profit	4	369%
Deaconess Hospital	Non-Profit	3	265%

Indiana Ranks **7th HIGHEST** in RAND Total Facility Plus Physician Relative Price

National vs. Indiana RAND Total Facility Plus Physician Relative Price (%) (2020)



DEFINITIONS:

CMS Overall Hospital Quality Star Rating - The Center for Medicare and Medicaid Services Overall Hospital Quality Star Rating summarizes a variety of measures across 5 areas of quality into a single star rating from 1-5 for each hospital. Measure groups include mortality, safety of care, readmission, patient experience, and timely and effective care. A higher score indicates better quality.

Total Facility Plus Physician Relative Price - Payment made by employees/employers via their insurance company to hospital facilities for inpatient and outpatient services. This is represented as a Percent of Medicare, meaning it compares what employees/employers paid to what Medicare would have paid for the exact same service to the same hospital in the same year. This does include physician payment, referred to as a professional fee.

Sources:

* CMS Overall Hospital Quality Star Rating: Released October 2022:

<https://data.cms.gov/provider-data/dataset/xubh-q36u>

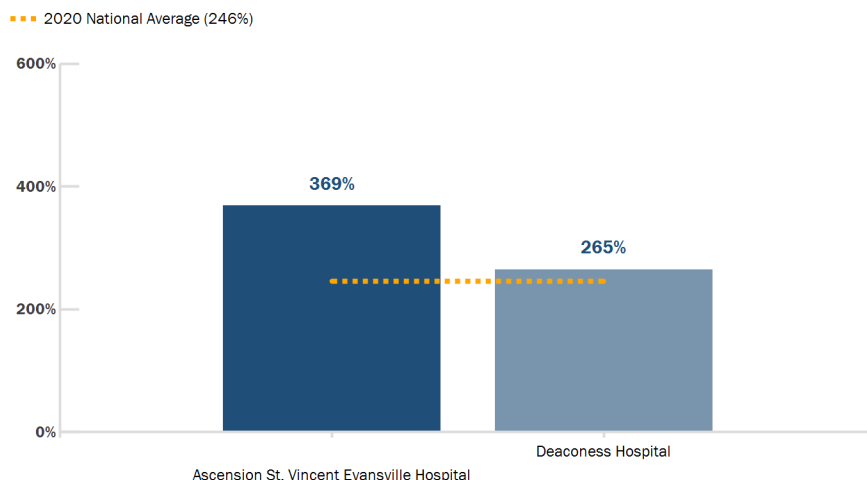
** RAND 4.0 Hospital Price Transparency Study, Published May 2022,

updated July 1, 2022: <https://employernp.org/rand/4-0/>

Of note: Critical Access Hospitals are not shown in graphs because Medicare has a separate and unique payment schedule for them.

Indiana University Health reports under one CCN (150056) for Indiana University Health University Hospital, Indiana University Health Saxony Hospital, Indiana Health Methodist Hospital, and Riley Hospital for Children: https://www.ahd.com/free_profile/150056/IU_Health_Methodist_University/Indianapolis/Indiana/.

RAND Total Facility Plus Physician Relative Price (%) (2018 - 2020)



Indiana Health Systems - RAND Total Facility Plus Physician Relative Price (%) (2020)

